

WEST TRAVIS COUNTY PUBLIC UTILITY AGENCY NOTICE OF MEETING

TO: THE BOARD OF DIRECTORS OF THE WEST TRAVIS COUNTY PUBLIC UTILITY AGENCY AND TO ALL OTHER INTERESTED PERSONS:

Notice is hereby given that the Board of Directors of the West Travis County Public Utility Agency (“WTCPUA”) will hold its regular meeting at 10:00 a.m. on Thursday, July 19, 2018 at City of Bee Cave City Hall, 4000 Galleria Parkway, Bee Cave, Texas. The following matters will be considered and may be acted upon at the meeting.

The Consent Agenda allows the Board of Directors to approve all routine, non-controversial items with a single motion, without the need for discussion by the full Board. Any item may be removed from the Consent Agenda and considered individually upon request of a Board member.

Public comments will be accepted only during designated portions of the Board meeting. Citizens wishing to address the Board should complete the citizens’ communication form provided at the entrance to the meeting room so they may be recognized to speak. Speakers will be limited to three minutes to facilitate the opportunity to comment by all those so interested and to support the orderly flow of the meeting.

I. CALL TO ORDER

II. ESTABLISH QUORUM

III. PUBLIC COMMENT

IV. CONSENT AGENDA (R. Pugh)

A. Approve minutes of June 21, 2018 regular Board Meeting.

B. Approve payment of outstanding invoices and other related bookkeeping matters including:

- 1. BOK Financial, Bond Payment, \$959,581.25.**
- 2. BOK Financial, Bond Payment, \$6,594,837.08.**
- 3. BOK Financial, Bond Payment, \$3,084,162.50.**

C. Approve Contractor Pay Requests including:

- 1. Landmark Structures I L.P., Pay Request No. 4, \$11,369.60, 1340 Elevated Storage Tank.**
- 2. Payton Construction, Inc. Pay Request No. 6, \$193,119.00, Raw Water Intake Pump Station Expansion and Upgrade.**

3. CFG Industries, LLC, Pay Request No. 6, \$108,739.85, Water Tank and Pump Station Rehabilitation Project.
4. PrimeSpec Construction LLC, Pay Request No. 5, \$166,229.82, Lakepointe Wastewater Treatment Plant Improvements Project.

V. STAFF REPORTS

- A. General Manager's Report (R. Pugh).
- B. Controller's Report (J. Smith) including:
 1. Quarterly investment performance report.
- C. Engineer's Report (D. Lozano/J. Coker) including:
 1. Capital Improvements Plan Update.
- D. Operations Report (T. Cantu).

VI. OLD BUSINESS

- A. Discuss, consider and take action regarding pending and/or anticipated litigation, including:
 1. *Travis County Municipal Utility District No. 12 v. West Travis County Public Utility Agency; in the 201st Judicial District Court, Travis County, Texas; Cause No. D-1-GN-16-002274 (D. Klein).*
 2. *William R. Holms v. West Travis County Public Utility Agency; in Travis County Court of Law #2; C-1-CV-17-003601 (S. Albright).*
 3. *John Hatchett, Sandra Hatchett and JPH Capital, LLP v. West Travis County Public Utility Agency; in the 201st Judicial District Court, Travis County, Texas; Cause No. D-1-GN-18-001654 (S. Albright).*
 4. *Amicus brief regarding Hays Street Bridge Restoration Gp. v. City of San Antonio, Case No. 17-0423 in the Texas Supreme Court.*

(These items under VI.A may be taken into Executive Session under the consultation with attorney exception).

- B. Discuss, consider, and take action on amendment to WTCPUA Purchasing Policy (J. Smith).


VII. NEW BUSINESS

- A. Discuss, consider, and take action on rate change proposal for Lloyd Gosselink Rochelle & Townsend, P.C legal services (S. Albright).

- B. Discuss, consider, and take action on Amendments to WTCPUA Rate Tariff including (J. Riechers/J. Smith/R. Pugh):**
 - 1. Pre-paid Impact Fees (Section 2.04).**
 - 2. Engineering and Legal Review Fees (Section 2.04).**
 - 3. Reservation Fees (Section 3.04).**
 - 4. Wastewater billing (Section 4.01).**
 - 5. Engineering and Legal Review Fees (Section 5.0; Appendix C).**
- C Discuss, consider and take action on Amendment to WTCPUA Personnel Policy Manual for Workers' Compensation Policy (J. Riechers/S. Albright).**
- D. Discuss, consider and take action on Order Setting Public Hearings on Amendments to the WTCPUA's Water and Wastewater Land Use Assumptions, Capital Improvement Plans, and Impact Fees (J. Smith/D. Klein).**
- E. Discuss, consider and take action on Murfee Engineering Co., Inc. Professional Services Proposals including (D. Lozano):**
 - 1. WTCPUA Manual Meter Replacement Program Procurement Support, \$5605.**
- F. Discuss, consider and take action on Dedicated Controls Supplemental SCADA improvement proposals including (T. Cantu):**
 - 1. Water Treatment Plant RWR PLC Conversion, \$15,500.**
 - 2. Water Treatment Plant RTU PLC Conversion, \$18,600.**
 - 3. Water Treatment Plant Valve Control and Flowmeter Relocation, \$2480.**
 - 4. Temperature Sensor Installation, \$2532.**
- G. Discuss, consider and take action on Assignment of Effluent Agreement and Acknowledgment of Assignment and Assumption of Lease Agreement between WTCPUA and FH Texas Management Company, LLC from Falconhead, LP (Falconhead Golf Club) (D. Klein).**
- H. Discuss, consider and take action on FY2018 Audit Engagement Letter for Maxwell, Locke and Ritter (J. Smith).**
- I. Discuss, consider and take action on office furniture for new office at 13215 Bee Cave Parkway, Building B, Suite 110 (J. Smith).**
- J. Discuss, consider and take action on August 2018 Board meeting date (R. Pugh).**

VIII. ADJOURNMENT

Dated: July 12, 2018



Robert Pugh
WTCPUA General Manager

The Board of Directors may go into Executive Session, if necessary, pursuant to the applicable section of Subchapter D, Chapter 551, Texas Government Code, of the Texas Open Meetings Act, on any of the above matters under the following sections: Texas Government Code Ann. 551.071 – Consultation with Attorney; Texas Government Code Ann. 551.072 – Real and Personal Property; Texas Government Code Ann. 551.074 – Personnel Matters. No final action, decision, or vote will be taken on any subject or matter in Executive Session.

The West Travis County Public Utility Agency is committed to compliance with the Americans with Disabilities Act. Reasonable modifications and equal access to communications will be provided upon request. Please call Robert Pugh, General Manager at (512) 263-0100 for information.

IV. CONSENT AGENDA

ITEM A

**MINUTES OF MEETING OF
THE BOARD OF DIRECTORS OF THE
WEST TRAVIS COUNTY PUBLIC UTILITY AGENCY**

June 21, 2018

Present:

Don Walden, Vice President
Ray Whisenant, Secretary
Bill Goodwin, Assistant Secretary

Staff and Consultants:

Robert Pugh, General Manager
Jennifer Riechers, Program Manager
Jennifer Smith, Controller
Stefanie Albright (Lloyd Gosselink Rochelle & Townsend, P.C.), General Counsel
Judith Coker, Senior Engineer
Pierce Powers, Engineer
Reuben Ramirez, Engineering Technician
Trey Cantu, Agency Operations Manager
Nelisa Heddin, Rate Consultant
Dennis Lozano (Murfee Engineering), District Engineer

I. CALL TO ORDER

Director Walden called the meeting to order at 10:05 a.m.

II. ESTABLISH QUORUM

A quorum was established. Also present were the above-referenced staff and consultants.

III. PUBLIC COMMENT

Mr. Gene Lowenthal addressed the Board and thanked the Board for sending letters relating to the MOU to the area platting jurisdictions.

IV. CONSENT AGENDA

- A. Approve minutes of May 17, 2018 regular Board Meeting.**
- B. Approve payment of outstanding invoices and other related bookkeeping matters, including:**
 - 1. Invoices from HydroPro Solutions, LLC in the amounts of \$390,374.29 and \$98,185 for the Manual Meter Replacement Project.**

- C. Approve Contractor Pay Requests including:**
- 1. Landmark Structures I L.P., Pay Request No. 3, \$163,960.50, 1340 Elevated Storage Tank.**
 - 2. Payton Construction, Inc. Pay Request No. 5, \$103,292.55, Raw Water Intake Pump Station Expansion and Upgrade.**
 - 3. CFG Industries, LLC, Pay Request No. 5, \$115,505.95, Water Tank and Pump Station Rehabilitation Project.**
- D. Approve Contractor Change Orders including:**
- 1. Payton Construction, Inc., Change Order No. 1, \$74,263 (6.56%), Raw Water Intake Pump Station Expansion and Upgrade.**
 - 2. Payton Construction, Inc., Change Order No. 2, \$52,000 (4.13%), Raw Water Intake Pump Station Expansion and Upgrade.**
- E. Approve Second Amendment to Non-Standard Service Agreement (NSSA) for Live Oak Springs to extend Agreement for five years to 2023.**
- F. Approve First Amendment to Non-Standard Service Agreement (NSSA) for the Terrace Project to increase water allocation from 199 to 202 LUEs for median landscape irrigation.**
- G. Approve Non-Standard Service Agreements for:**
- 1. Anthem at Ledgestone Apartment Homes, 67 Water LUEs, 290 System.**
 - 2. Ledgestone Senior Living Phase 2, 28 Water LUEs, 290 System.**
- H. Ratify Appointment of Don Bosse to the Impact Fee Advisory Committee and Approve Order Appointing Don Bosse to the Impact Fee Advisory Committee.**
- I. Approve Service Extension Request and Non-Standard Service Agreement for Fitzhugh 83, 73 water LUEs, 290 system.**

MOTION: A motion was made by Director Whisenant to approve the Consent Agenda Items, provided as **Exhibits A-I**. The motion was seconded by Director Goodwin.

The vote was taken with the following result:

Voting Aye: Directors Whisenant, Goodwin, and Walden
Voting Nay: None
Absent: Directors Roberts and Brzoska

V. STAFF REPORTS

A. General Manager's Report.

Mr. Pugh presented on this item, provided as **Exhibit J**. He stated that the USFWS public notice period comment ended yesterday, and there were only few minor comments.

Mr. Pugh explained that billing cycles will be reduced from 4 to 2 weeks from the date of the meter read starting in August to assist customers in getting timely feedback on usage. Director Whisenant asked if the PUA was in a point with its meter replacement program where this will be a concern. Mr. Pugh stated that 3,000 of the approximately 7,500 retail meters are manual read.

Director Goodwin asked about the entry regarding the plat notes and the entities. Ms. Albright stated that there is language in the Bee Cave letter relating to the fact that it is rare that the City would be looking at plats for PUA, and making the request applicable to only those plats. Discussion regarding Dripping Springs and confirmation that the same intent would apply to Dripping Springs. Director Whisenant stated that he would convey this intent to the City.

Director Walden asked about the interconnect agreement with the City of Austin, and that there is a final meeting on June 27, 2018 to discuss the agreement prior to the agreement being presented to the Austin City Council.

Regarding the Lake Pointe manhole rehabilitation, Mr. Pugh confirmed that the scheduling of the work will be coordinated to avoid disruptions to rush hour traffic.

B. Controller's Report.

Ms. Smith presented this report, provided as **Exhibit K**. Discussion ensued regarding the utilities line item that was higher than budgeted, and Ms. Smith stated that she would look into the costs.

C. Engineer's Report including:

1. Capital Improvements Plan Update.

Director Walden asked about the Spillman Ridge reference and asked if it was part of the Spillman property, to which Mr. Lozano confirmed that it was. Director Walden stated that there is a Spillman Ridge in Falconhead as well.

Director Goodwin addressed the capital improvements update, provided as **Exhibit L**, and referenced the Southwest Parkway Pump Station improvements. Mr. Lozano provided a background on the portion of land that the PUA was working with the Nature Conservancy to obtain acknowledgement and consent that the area would be undisturbed. He stated that the PUA may move forward with obtaining an easement. Director Walden asked whether the Nature Conservancy requested compensation, to which Mr. Lozano stated that this issue was first discussed a week prior, and he would follow up with additional information at a future meeting.

Director Walden addressed the Terrace Project, and asked if an effluent line easement was required, to which Ms. Coker stated that it had not been required at this point. Discussion ensued regarding the 1080 Transmission Main and the discussion with this developer on the access needed. Director Goodwin stated that the PUA should notify the City of the timing of the 1080 transmission main project.

D. Operations Report.

Mr. Cantu presented on this item, provided as **Exhibit M**. He stated that the contractor is working on the pump station improvements, and flagged the photos showing the improvements. He stated that water use is increasing, and Stage 2 water restrictions will go into place on July 1.

Discussion ensued regarding the line flushing program.

VI. OLD BUSINESS

A. Discuss, consider and take action regarding pending and/or anticipated litigation, including:

- 1. Travis County Municipal Utility District No. 12 v. West Travis County Public Utility Agency; in the 201st Judicial District Court, Travis County, Texas; Cause No. D-1-GN-16-002274.**
- 2. Williams R. Holms v. West Travis County Public Utility Agency; in Travis County Court of Law #2; C-1-CV-17-003601**
- 3. John Hatchett, Sandra Hatchett and JPH Capital, LLP v. West Travis County Public Utility Agency; in the 201st Judicial District Court, Travis County, Texas; Cause No. D-1-GN-18-001654.**

At 12:28 p.m., Director Walden announced that the Board would convene in executive session to consult with its attorney under Texas Government Code § 551.071 regarding Item

VI. A.

At 1:18 p.m., Director Walden announced that the Board would convene in open session and that no action had been taken.

VII. NEW BUSINESS

A. Discuss, consider, and take action regarding amendment to the WTCPUA Purchasing Policy.

Director Walden addressed the purchasing policy, provided as **Exhibit N**. He stated that although the Board adopted this in the past, he flagged the provision delegating approval of change orders by the General Manager. He stated concern that larger change orders could come into play and recommended that the policy be updated to clarify that the delegated approval should be no more than \$25,000. Director Goodwin stated that he preferred to see all change orders to be informed on PUA projects. Director Whisenant stated that he also preferred to see change orders, and Director Walden recommended deleting the paragraph relating to delegation of approval altogether. Mr. Pugh stated that he had only been approving change orders less than \$25,000.

Director Goodwin stated that as long as the Board sees contractor pay requests, he doesn't have a concern with the section delegating approval of change orders.

Following discussion, Director Walden directed that change orders approved by General Manager be in an amount not to exceed \$25,000, and be provided in future Board packets, and that pay applications always be provided to the Board for approval.

MOTION: A motion was made by Director Goodwin to amend the Purchasing Policy by revising the first indented/blocked paragraph to read that the General Manager shall have the authority to approve change orders of \$25,000 or less. The motion was seconded by Director Whisenant.

The vote was taken with the following result:

Voting Aye: Directors Whisenant, Goodwin, and Walden
Voting Nay: None
Absent: Directors Roberts and Brzoska

B. Discuss, consider, and take action regarding review and update of the WTCPUA Organizational Chart.

Director Walden stated that he had some suggestions to update the organizational chart and stated that there did not necessarily need to be a block for public relations. He also stated that he would like to see a line between Trey Cantu for Operations and Murfee Engineering to clarify that there needs to be consistent and open communication between Murfee Engineering and operations. He directed that Murfee Engineering be designated as the "District Engineer" and stated that CP&Y does work for the PUA, but should not necessarily be in the organizational chart.

Director Whisenant asked if PUA staff were able to handle public relations versus an outside consultant. Mr. Pugh stated that he had been handling all the public relations, and the Sawin Group assisted with public notifications as needed. Mr. Pugh confirmed that public relations did not necessarily need to be in the organizational chart.

MOTION: A motion was made by Director Goodwin to update the organizational chart to remove the public relations block and CP&Y block, designate Murfee Engineering as District Engineer in addition to Capital Improvements Program Engineer and draw line between Murfee Engineering and Operations Manager. The motion was seconded by Director Walden.

The vote was taken with the following result:

Voting Aye: Directors Whisenant, Goodwin, and Walden
Voting Nay: None
Absent: Directors Roberts and Brzoska

C. Discuss, consider, and take action regarding amendment to the WTCPUA Ethics Policy regarding acceptance of gifts.

Director Walden stated that there had been no violation of the policy or state law but stated that he thought that staff should not be accepting gifts, meals, or gratuities from vendors. He stated that meetings are not a concern, but that PUA staff should not be accepting gifts from any vendor.

Directed Walden stated staff and Board members should not receive gifts or meals from interested parties and asked if it applied to consultants, to which Ms. Albright said no as the policy and law relates to Board members and certain officials of a governmental entity.

Discussion ensued regarding the distinction between entertainment costs, gifts, meals, and gifts provided to the PUA as a whole, such as holiday baskets.

MOTION: A motion was made by Director Goodwin to continue this item to the next meeting. The motion was seconded by Director Whisenant.

The vote was taken with the following result:

Voting Aye: Directors Whisenant, Goodwin, and Walden

Voting Nay: None

Absent: Directors Roberts and Brzoska

D. Discuss, consider and take action on Murfee Engineering Co., Inc. \$74,170 increase request for design and construction phase services for Raw Water Intake Expansion and Upgrade Project.

Mr. Lozano presented on this item, provided as Exhibit O. Mr. Lozano stated that at the time a leak was discovered by an interim General Manager, and Murfee Engineering was engaged to look at the options and make recommendations. He provided a general history of the project and considerations regarding repairs and replacement relating to the pump station expansion and upgrade. He stated that the original work order underestimated the cost and efforts as the work required was still in discussion. He stated that because of the transition from time and materials to “amount not to exceed” meant that the work had already been done. He stated that there is additional documentation in the packet backup.

Director Whisenant stated that he appreciated the information and wanted to know what the total budget would be. He stated that with this change Murfee Engineering cost would be 16.7% of the total contract cost.

Director Goodwin confirmed that the original work order was for \$117,000, with this proposed increase of approximately \$74,000, and that the construction contract was approximately \$1.3 million. Director Goodwin confirmed that work began immediately due to long lead times and the urgency of the repairs. He stated that in March 2017 there was a clarification in scope sent to the then-District Engineer that was never responded to in writing. Mr. Lozano confirmed that there

was a long history of cooperation between the PUA and Murfee Engineering, and that discussing this issue and receiving verbal direction was not uncommon. Director Goodwin confirmed with Mr. Lozano that procedures are more buttoned down and thanked the General Manager for these changes.

MOTION: A motion was made by Director Goodwin to approve the Murfee Engineering Co., Inc. \$74,170 increase request for design and construction phase services for Raw Water Intake Expansion and Upgrade Project. The motion was seconded by Director Whisenant.

The vote was taken with the following result:

Voting Aye: Directors Whisenant, Goodwin, and Walden
Voting Nay: None
Absent: Directors Roberts and Brzoska

E. Discuss, consider and take action on Office Lease Agreement with Hill Country Texas Galleria, LLC for Galleria Oaks Building B.

Mr. Pugh presented the office lease, provided as Exhibit P. Mr. Pugh confirmed that the provisions directed by the Board were included, and he recommended approval.

MOTION: A motion was made by Director Goodwin to approve the Office Lease Agreement. The motion was seconded by Director Walden.

The vote was taken with the following result:

Voting Aye: Directors Goodwin, Walden, and Whisenant
Voting Nay: None
Absent: Directors Roberts and Brzoska

Director Whisenant stated that he was intending to vote no because he believed the entire operating area was not taken into account when seeking office space. Mr. Pugh stated that planning and construction process depended on June approval. Director Whisenant stated that he would, however, vote in favor of the motion because there is only a quorum present and although he had objections, understood the importance of moving operations forward.

F. Discuss, consider and take action on Finance Committee.

MOTION: A motion was made by Director Walden to nominate Director Goodwin to the Finance Committee. The motion was seconded by Director Whisenant.

The vote was taken with the following result:

Voting Aye: Directors Goodwin, Walden, and Whisenant
Voting Nay: None
Absent: Directors Roberts and Brzoska

Director Whisenant asked to reconsider this item and volunteered to participate on the committee in lieu of Director Goodwin.

MOTION: A motion was made by Director Goodwin to appoint Director Whisenant to the Finance Committee and remove Director Goodwin. The motion was seconded by Director Walden.

The vote was taken with the following result:

Voting Aye: Directors Goodwin, Walden, and Whisenant
Voting Nay: None
Absent: Directors Roberts and Brzoska

G. Discuss, consider and take action to approve Murfee Engineering Co., Inc. Professional Services Proposals for (D. Walden):

- 1. One-year warranty inspection of 1280 Elevated Storage Tank, \$5,167.50.**
- 2. Hamilton Pool Road Pump Station Conversion and Upgrade, Design and Construction Administration, \$77,060.**

Mr. Lozano presented on this item, provided as **Exhibit Q**. Director Walden stated that he had asked that these items be moved from the consent agenda as these are new contracts. Director Walden asked if the warranty inspection included materials or other matters, to which Mr. Lozano stated this is all of Murfee Engineer's cost unless there were any repairs noted in the inspection.

Director Goodwin asked if warranties typically extend beyond a year, to which Mr. Lozano stated that it depends on the project and the materials.

MOTION: A motion was made by Director Whisenant to approve the Murfee Engineering Professional Services Proposal for: One-year warranty inspection of 1280 Elevated Storage Tank, \$5,167.50 and Hamilton Pool Road Pump Station Conversion and Upgrade, Design and Construction Administration, \$77,060. The motion was seconded by Director Goodwin.

The vote was taken with the following result:

Voting Aye: Directors Goodwin, Walden, and Whisenant
Voting Nay: None
Absent: Directors Roberts and Brzoska

H. Discuss, consider and take action on Jerry Kyle Engagement Letter for Orrick, Harrington, and Sutcliffe, LLP Bond Counsel Services including:
1. Termination and transfer of Bond Counsel Services from Andrews Kurth.

Director Walden presented this item, provided as **Exhibit R**. Director Goodwin asked about the fee schedule and had confirmed with the City that the rate was consistent with these services. Mr. Pugh stated that he reviewed the engagement letter and ensured that the fee schedule was identical to the previous letter. Ms. Albright stated that the engagement was being proposed as the team the PUA had worked with as bond counsel had moved firms.

Director Whisenant noted that Hays County also had a contract with this firm.

MOTION: A motion was made by Director Walden to approve the engagement letter with for Orrick, Harrington, and Sutcliffe, LLP Bond Counsel Services, including the termination and transfer of Bond Counsel Services from Andrews Kurth. The motion was seconded by Director Goodwin.

The vote was taken with the following result:

Voting Aye: Directors Goodwin, Walden, and Whisenant
Voting Nay: None
Absent: Directors Roberts and Brzoska

I. Discuss, consider and take action on Award of Contract to Austin Underground in the amount of \$278,000 for the Lakepointe Manhole Rehabilitation Project.

This item was provided as **Exhibit S**. Gopal Guthikonda with CP&Y stated that the recommended contractor had done work in the area. Director Whisenant stated that the bids were well under the engineer estimates. CP&Y confirmed that they would be conducting project management inspection.

MOTION: A motion was made by Director Whisenant to award the contract to Austin Underground in the amount of \$278,000 for the Lakepointe Manhole Rehabilitation Project. The motion was seconded by Director Goodwin.

The vote was taken with the following result:

Voting Aye: Directors Goodwin, Walden, and Whisenant
Voting Nay: None
Absent: Directors Roberts and Brzoska

J. Discuss, consider and take action on CP&Y Park at Bee Cave effluent line engineering agreement.

Director Walden stated that he had requested this item be included to discuss cost feasibility when there is only one customer that will be receiving effluent irrigation at this time with an irrigation acreage of only 2 acres. He stated that the Park at Bee Cave NSSA has requirements primarily on the developer, but no obligations as to timing of when effluent would need to be provided by the PUA.

Mr. Guthikonda with CP&Y stated that construction costs would be \$50,000 - \$100,000.

Ms. Albright stated the requirements under the contract for the PUA are triggered by the execution of a reclaimed water agreement, but that there is discretion as to timing. The PUA's obligations are to construct delivery facilities when effluent is made available, but there are no obligations as to when this effluent must be made available.

Mr. Lozano stated that the PUA's permitted disposal area is 350 acres.

Mr. Pugh stated that he had spoken to the developer for the Park at Bee Cave, and there was no concern from the perspective of the developer as to the timing of effluent being provided. Mr. Lozano also stated that in context, at that time the PUA was concerned with adding additional disposal area, but that facilities improvements have eliminated this urgency.

Director Walden stated that he had wanted to get a better handle on the cost benefit, and that there may be other customers out there that would make this project more feasible. Director Whisenant stated that he supported holding off on this project while staff ascertains cost benefit and when the full irrigation capabilities for this project will be available.

In response to a question from Director Goodwin, Mr. Pugh stated that the intent to move forward was based on this reasonable cost and the contractual obligation. He stated that this effluent line may also have some value for future projects. Director Goodwin stated that the Backyard project has indicated effluent disposal capabilities, and that the project may pay for this line. Director Walden stated that this is a cost benefit and timing issue that needs consideration, and that consumption was also a concern.

K. Discuss, consider and take action regarding Bohl's Floating Solar Array investigation.

Mr. Lozano stated that this was a directive from Director Roberts, and presented the summary memo provided as **Exhibit T**. He stated that in order to provide a detailed study, the solar array company requested approximately \$15,000 for a design and feasibility estimate.

Director Goodwin asked whether the companies responding had done a floating array, to which Mr. Lozano stated that they had not. Discussion ensued regarding the details about operations and maintenance, which were unknown at this time as previous projects had not been done on effluent ponds. Director Goodwin stated that there may be some aesthetic concerns, and Mr. Lozano confirmed that this would be an issue to explore, especially related to glare. Director Walden stated that the aesthetic concerns could be ascertained without financing a review of the potential project.

L. Discuss, consider and take action on FY2019 Budget and Rate Planning Calendar.

Ms. Smith presented this item, provided as Exhibit U. She stated that meetings in July were proposed to meet with staff and the finance committee and planned for final review and approval in September. She asked whether budget planning should be conducted with the committee or the entire Board. The Board directed that a workshop be held and noticed for the entire Board to attend. The workshop was directed to be scheduled for July 11 starting at 10 am at Bee Cave City Hall.

MOTION: A motion was made by Director Whisenant to schedule a workshop on July 11 at 10:00 am. The motion was seconded by Director Walden.

The vote was taken with the following result:

Voting Aye: Directors Goodwin, Walden, and Whisenant

Voting Nay: None

Absent: Directors Roberts and Brzoska

M. Discuss, consider and take action on Impact Fee Study workshop, including:

- 1. Land use assumptions.**
- 2. CIP update.**
- 3. Impact fee calculation methodology, and report completion.**
- 4. Impact Fee Fund Policy.**

Mr. Lozano first addressed this item, providing information on the feedback from wholesale customers. He went through planning worksheets, provided as Exhibit V. He stated that the development potential identified in the system will likely not be realized in 10 years.

Mr. Lozano next discussed wastewater land use assumptions. He stated that as a part of the study, a calculation was made relating to the total capital allocated to growth, showing that there is a slight reduction in allocated capital as compared to the 2014 study.

Mr. Lozano next highlighted proposed projects for the water system, stating that projects for the 290 System are the last projects to maximize existing facility capacity without building parallel facilities. He highlighted the proposed wastewater projects, stating that the effluent disposal item

had been changed to relate to general effluent disposal versus subsurface irrigation, which would allow capital to be used for the direct beneficial reuse facilities.

Director Walden asked if there was system-wide benefit to the Circle Drive station, to which Mr. Lozano stated that it could possibly be used for a system-wide benefit if efficiencies are found. In response to a question from Director Goodwin, Mr. Lozano stated that there would be three points for interconnect with the City of Austin under the proposed agreement.

Ms. Heddin next provided a presentation to the Board, provided as **Exhibit W**. Ms. Heddin stated that the maximum impact fee is likely to be reduced, but the actual assessed impact fee would be dependent on Board policy. Director Whisenant stated that as the utility matures, the PUA is basing forecasting on actual operations data, and the financial stability will add to the possibilities of reducing impact fees. Director Goodwin asked whether a reduced impact fee could spur growth and impact assumptions. Ms. Heddin stated that previous studies found that there is a fairly inelastic relationship to growth and impact fees.

Next, Ms. Smith presented a memo, provided as **Exhibit X**, proposing a policy to provide increased financial flexibility regarding the use of impact fees. She stated that the policy change would allow payment of principle and interest on debt, cash funding of CIP projects up to \$10 million, early retirement of bond debt secured to fund CIP projects, and the requirement that a \$15 million minimum balance be maintained in the Impact Fee Fund. Mr. Pugh stated that there are robust impact fee funds available and using these funds to cash-fund projects would provide flexibility and less debt. Discussion ensued regarding historical impact fee studies and the assumption that projects would be debt-funded, as well as use of impact fee funds, and the restriction on previously collected funds versus future assessments.

VIII. ADJOURNMENT

MOTION: A motion was made by Director Whisenant to adjourn. The motion was seconded by Director Goodwin.

The vote was taken with the following result:

Voting Aye: Directors Goodwin, Whisenant, and Walden

Voting Nay: None

Absent: Directors Roberts and Brzoska

The meeting adjourned at 2:24 p.m.

PASSED AND APPROVED this ___ day of July, 2018.

Scott Roberts, President
Board of Directors

ATTEST:

Ray Whisenant, Secretary/Treasurer
Board of Directors

DRAFT

ITEM B

West Travis County Public Utility Agency
Check Detail
June 2018

| Num | Date | Name | Memo | Account | Paid Amount |
|-----------------|------------|--------------------------------|--|----------------------------------|------------------|
| 15304 | 06/01/2018 | 365 Sports USA Inc. | Inv #365 SportsUSA Refund | 11118 · Manager Ckg 8314 | |
| 365 SportsUSA I | 06/01/2018 | | Fire Hydrant Meter Deposit Refund | 14101 · Retail Revenues-W | -1,433.01 |
| | | | | | -1,433.01 TOTAL |
| Bill.com | 06/08/2018 | Abel & Jose Investments, LLC | https://app.bill.com/BillPay?id=blp01UJRGDVTs. 11002 · Bill.com Money Out Clearing | | |
| 759 Bluff Woods | 05/25/2018 | | Customer Deposit Refund | 14101 · Retail Revenues-W | -43.87 |
| | | | Customer Deposit Refund | 14201 · Retail Revenues-WW | -43.86 |
| | | | | | -87.73 TOTAL |
| Bill.com | 06/07/2018 | Absolute Propane | https://app.bill.com/BillPay?id=blp01ZMQATOSJl 11002 · Bill.com Money Out Clearing | | |
| 30183 | 05/16/2018 | | Fuel- LS #17 | 16201 · Maintenance & Repairs-WW | -276.32 |
| | | | | | -276.32 TOTAL |
| | 06/08/2018 | ACCOUNT NUMBER 428365 AUTOMATI | ACCOUNT TRANSFER | 11119 · Bee Cave - 231 4007 | |
| | | | ACCOUNT TRANSFER | 11110 · Operating Checking 8365 | -7,024.73 |
| | | | | | -7,024.73 TOTAL |
| | 06/11/2018 | ACCOUNT NUMBER 428365 AUTOMATI | ACCOUNT TRANSFER | 11119 · Bee Cave - 231 4007 | |
| | | | ACCOUNT TRANSFER | 11110 · Operating Checking 8365 | -32,971.62 |
| | | | | | -32,971.62 TOTAL |
| | 06/12/2018 | ACCOUNT NUMBER 428365 AUTOMATI | ACCOUNT TRANSFER | 11119 · Bee Cave - 231 4007 | |
| | | | ACCOUNT TRANSFER | 11110 · Operating Checking 8365 | -16,699.37 |
| | | | | | -16,699.37 TOTAL |
| | 06/13/2018 | ACCOUNT NUMBER 428365 AUTOMATI | ACCOUNT TRANSFER | 11119 · Bee Cave - 231 4007 | |
| | | | ACCOUNT TRANSFER | 11110 · Operating Checking 8365 | -14,134.31 |
| | | | | | -14,134.31 TOTAL |
| | 06/14/2018 | ACCOUNT NUMBER 428365 AUTOMATI | ACCOUNT TRANSFER | 11119 · Bee Cave - 231 4007 | |
| | | | ACCOUNT TRANSFER | 11110 · Operating Checking 8365 | -25,373.78 |
| | | | | | -25,373.78 TOTAL |
| | 06/15/2018 | ACCOUNT NUMBER 428365 AUTOMATI | ACCOUNT TRANSFER | 11119 · Bee Cave - 231 4007 | |
| | | | ACCOUNT TRANSFER | 11110 · Operating Checking 8365 | -38,907.60 |
| | | | | | -38,907.60 TOTAL |
| | 06/18/2018 | ACCOUNT NUMBER 428365 AUTOMATI | ACCOUNT TRANSFER | 11119 · Bee Cave - 231 4007 | |
| | | | ACCOUNT TRANSFER | 11110 · Operating Checking 8365 | -60,975.15 |
| | | | | | -60,975.15 TOTAL |
| | 06/19/2018 | ACCOUNT NUMBER 428365 AUTOMATI | ACCOUNT TRANSFER | 11119 · Bee Cave - 231 4007 | |
| | | | ACCOUNT TRANSFER | 11110 · Operating Checking 8365 | -34,824.79 |
| | | | | | -34,824.79 TOTAL |
| | 06/20/2018 | ACCOUNT NUMBER 428365 AUTOMATI | ACCOUNT TRANSFER | 11119 · Bee Cave - 231 4007 | |
| | | | ACCOUNT TRANSFER | 11110 · Operating Checking 8365 | -72,506.37 |
| | | | | | -72,506.37 TOTAL |

| Num | Date | Name | Memo | Account | Paid Amount |
|------------------|------------|--------------------------------|--|-------------------------------------|-------------------|
| | 06/21/2018 | ACCOUNT NUMBER 428365 AUTOMATI | ACCOUNT TRANSFER | 11119 · Bee Cave - 231 4007 | |
| | | | ACCOUNT TRANSFER | 11110 · Operating Checking 8365 | -121,824.21 |
| | | | | | -121,824.21 TOTAL |
| | 06/22/2018 | ACCOUNT NUMBER 428365 AUTOMATI | ACCOUNT TRANSFER | 11119 · Bee Cave - 231 4007 | |
| | | | ACCOUNT TRANSFER | 11110 · Operating Checking 8365 | -48,717.81 |
| | | | | | -48,717.81 TOTAL |
| | 06/25/2018 | ACCOUNT NUMBER 428365 AUTOMATI | ACCOUNT TRANSFER | 11119 · Bee Cave - 231 4007 | |
| | | | ACCOUNT TRANSFER | 11110 · Operating Checking 8365 | -34,968.31 |
| | | | | | -34,968.31 TOTAL |
| | 06/26/2018 | ACCOUNT NUMBER 428365 AUTOMATI | ACCOUNT TRANSFER | 11119 · Bee Cave - 231 4007 | |
| | | | ACCOUNT TRANSFER | 11110 · Operating Checking 8365 | -79,906.05 |
| | | | | | -79,906.05 TOTAL |
| | 06/27/2018 | ACCOUNT NUMBER 428365 AUTOMATI | ACCOUNT TRANSFER | 11119 · Bee Cave - 231 4007 | |
| | | | ACCOUNT TRANSFER | 11110 · Operating Checking 8365 | -223,764.94 |
| | | | | | -223,764.94 TOTAL |
| | 06/28/2018 | ACCOUNT NUMBER 428365 AUTOMATI | ACCOUNT TRANSFER | 11119 · Bee Cave - 231 4007 | |
| | | | ACCOUNT TRANSFER | 11110 · Operating Checking 8365 | -46,626.32 |
| | | | | | -46,626.32 TOTAL |
| | 06/29/2018 | ACCOUNT NUMBER 428365 AUTOMATI | ACCOUNT TRANSFER | 11119 · Bee Cave - 231 4007 | |
| | | | ACCOUNT TRANSFER | 11110 · Operating Checking 8365 | -8,483.47 |
| | | | | | -8,483.47 TOTAL |
| Bill.com | 06/08/2018 | ACT Pipe & Supply | https://app.bill.com/BillPay?id=blp01OIHWAYTRI | 11002 · Bill.com Money Out Clearing | |
| S100199124.00 | 05/18/2018 | | Repair & Maintenance | 16101 · Maintenance & Repairs-W | -1,167.97 |
| | | | | | -1,167.97 TOTAL |
| Bill.com | 06/05/2018 | ACT Pipe & Supply | https://app.bill.com/BillPay?id=blp01FWLDYLPNI | 11002 · Bill.com Money Out Clearing | |
| S100214717.00 | 05/14/2018 | | Repair & Maintenance | 16101 · Maintenance & Repairs-W | -1,296.20 |
| | | | | | -1,296.20 TOTAL |
| Bill.com | 06/13/2018 | ACT Pipe & Supply | https://app.bill.com/BillPay?id=blp01TLPPSQAN | 11002 · Bill.com Money Out Clearing | |
| S100211171.00 | 05/04/2018 | | Repair & Maintenance- Adapters | 16101 · Maintenance & Repairs-W | -429.81 |
| | | | | | -429.81 TOTAL |
| Bill.com | 06/21/2018 | ACT Pipe & Supply | https://app.bill.com/BillPay?id=blp01ACRZCXPO | 11002 · Bill.com Money Out Clearing | |
| S100223838.00 | 06/04/2018 | | Repair & Maintenance | 16101 · Maintenance & Repairs-W | -199.21 |
| | | | | | -199.21 TOTAL |
| Bill.com | 06/21/2018 | ACT Pipe & Supply | https://app.bill.com/BillPay?id=blp01VQSACAHJI | 11002 · Bill.com Money Out Clearing | |
| S100215111.00 | 06/04/2018 | | Automatic Flushing Device | 16101 · Maintenance & Repairs-W | -2,287.79 |
| | | | | | -2,287.79 TOTAL |
| Bill.com | 06/08/2018 | Aimee and Mitch Ahiers | https://app.bill.com/BillPay?id=blp01MCEMSOYD | 11002 · Bill.com Money Out Clearing | |
| 12430 Fairfax Ri | 05/09/2018 | | Customer Deposit Refund | 14101 · Retail Revenues-W | -222.00 |
| | | | Customer Deposit Refund | 14201 · Retail Revenues-WW | -222.00 |
| | | | | | -444.00 TOTAL |

| Num | Date | Name | Memo | Account | Paid Amount |
|------------------|------------|-----------------------------|---|----------------------------------|---------------|
| Bill.com | 06/08/2018 | Alan Patty | https://app.bill.com/BillPay?id=blp01WCTLHEDK 11002 · Bill.com Money Out Clearing | | |
| 13710 Golden W | 05/09/2018 | | Customer Deposit Refund | 14101 · Retail Revenues-W | -19.10 |
| | | | Customer Deposit Refund | 14201 · Retail Revenues-WW | -19.10 |
| | | | | | -38.20 TOTAL |
| Bill.com | 06/08/2018 | Alfred & Lorna Teixeira | https://app.bill.com/BillPay?id=blp01ANQDARKK 11002 · Bill.com Money Out Clearing | | |
| 218 Rugged Ear | 05/25/2018 | | Customer Deposit Refund | 14101 · Retail Revenues-W | -30.01 |
| | | | Customer Deposit Refund | 14201 · Retail Revenues-WW | -30.01 |
| | | | | | -60.02 TOTAL |
| Bill.com | 06/08/2018 | Anne and Scott Weber | https://app.bill.com/BillPay?id=blp01KCQEWREC 11002 · Bill.com Money Out Clearing | | |
| 8101 Bellancia C | 04/13/2018 | | Customer Deposit Refund | 14101 · Retail Revenues-W | -37.03 |
| | | | Customer Deposit Refund | 14201 · Retail Revenues-WW | -37.04 |
| | | | | | -74.07 TOTAL |
| Bill.com | 06/07/2018 | Aqua-Tech Laboratories, Inc | https://app.bill.com/BillPay?id=blp01NSRETEQZI 11002 · Bill.com Money Out Clearing | | |
| 24765 | 05/16/2018 | | April 2018 Analysis- LT2 | 16172 · Laboratory Fees-W | -856.00 |
| | | | | | -856.00 TOTAL |
| Bill.com | 06/05/2018 | Aqua-Tech Laboratories, Inc | https://app.bill.com/BillPay?id=blp01YCFUKXLC 11002 · Bill.com Money Out Clearing | | |
| 24762 | 05/14/2018 | | April 2018 Analysis-Shipleys | 16236 · Pre-Treatment Program-WW | -174.13 |
| | | | | | -174.13 TOTAL |
| Bill.com | 06/05/2018 | Aqua-Tech Laboratories, Inc | https://app.bill.com/BillPay?id=blp01RLWITCFOI 11002 · Bill.com Money Out Clearing | | |
| 24760 | 05/14/2018 | | April 2018 Analysis- Roccos | 16236 · Pre-Treatment Program-WW | -174.13 |
| | | | | | -174.13 TOTAL |
| Bill.com | 06/05/2018 | Aqua-Tech Laboratories, Inc | https://app.bill.com/BillPay?id=blp01FDWTECWZ 11002 · Bill.com Money Out Clearing | | |
| 24753 | 05/14/2018 | | April 2018 Analysis | 16172 · Laboratory Fees-W | -768.00 |
| | | | | | -768.00 TOTAL |
| Bill.com | 06/05/2018 | Aqua-Tech Laboratories, Inc | https://app.bill.com/BillPay?id=blp01HIGUANKMI 11002 · Bill.com Money Out Clearing | | |
| 24758 | 05/14/2018 | | April 2018 Analysis- Mc Donalds | 16236 · Pre-Treatment Program-WW | -174.13 |
| | | | | | -174.13 TOTAL |
| Bill.com | 06/05/2018 | Aqua-Tech Laboratories, Inc | https://app.bill.com/BillPay?id=blp01ZHPMBCTZ 11002 · Bill.com Money Out Clearing | | |
| 24756 | 05/14/2018 | | April 2018 Analysis- Los Pinos | 16236 · Pre-Treatment Program-WW | -174.13 |
| | | | | | -174.13 TOTAL |
| Bill.com | 06/05/2018 | Aqua-Tech Laboratories, Inc | https://app.bill.com/BillPay?id=blp01ILMFUXUYU 11002 · Bill.com Money Out Clearing | | |
| 24757 | 05/14/2018 | | April 2018 Analysis- Madam Mams | 16236 · Pre-Treatment Program-WW | -174.13 |
| | | | | | -174.13 TOTAL |
| Bill.com | 06/05/2018 | Aqua-Tech Laboratories, Inc | https://app.bill.com/BillPay?id=blp01OYOQXDIGI 11002 · Bill.com Money Out Clearing | | |
| 24764 | 05/14/2018 | | April 2018 Analysis- Lake Pointe WWTP | 16272 · Laboratory Fees-WW | -871.00 |
| | | | | | -871.00 TOTAL |
| Bill.com | 06/05/2018 | Aqua-Tech Laboratories, Inc | https://app.bill.com/BillPay?id=blp01RGPEVXKW 11002 · Bill.com Money Out Clearing | | |
| 24754 | 05/14/2018 | | April 2018 Analysis- DW Quality | 16172 · Laboratory Fees-W | -261.00 |
| | | | | | -261.00 TOTAL |
| Bill.com | 06/05/2018 | Aqua-Tech Laboratories, Inc | https://app.bill.com/BillPay?id=blp01PWWNGWX 11002 · Bill.com Money Out Clearing | | |
| 24763 | 05/14/2018 | | April 2018 Analysis-Shipleys | 16236 · Pre-Treatment Program-WW | -174.13 |

| Num | Date | Name | Memo | Account | Paid Amount |
|------------------|------------|-----------------------------|--|----------------------------------|---------------|
| | | | | | -174.13 TOTAL |
| Bill.com | 06/05/2018 | Aqua-Tech Laboratories, Inc | https://app.bill.com/BillPay?id=blp01RWHPHPME 11002 · Bill.com Money Out Clearing | | |
| 24759 | 05/14/2018 | | April 2018 Analysis- Napolis | 16236 · Pre-Treatment Program-WW | -174.13 |
| | | | | | -174.13 TOTAL |
| Bill.com | 06/05/2018 | Aqua-Tech Laboratories, Inc | https://app.bill.com/BillPay?id=blp01AADVYBPXI 11002 · Bill.com Money Out Clearing | | |
| 24755 | 05/14/2018 | | April 2018 Analysis- HEB Industrial Park | 16236 · Pre-Treatment Program-WW | -174.13 |
| | | | | | -174.13 TOTAL |
| Bill.com | 06/05/2018 | Aqua-Tech Laboratories, Inc | https://app.bill.com/BillPay?id=blp01PODIJFGPQ 11002 · Bill.com Money Out Clearing | | |
| 24761 | 05/14/2018 | | April 2018 Analysis- Salsas | 16236 · Pre-Treatment Program-WW | -174.13 |
| | | | | | -174.13 TOTAL |
| Bill.com | 06/05/2018 | Aqua-Tech Laboratories, Inc | https://app.bill.com/BillPay?id=blp01JZMSBNAHI 11002 · Bill.com Money Out Clearing | | |
| 24766 | 05/14/2018 | | April 2018 Analysis- WTP | 16172 · Laboratory Fees-W | -161.00 |
| | | | | | -161.00 TOTAL |
| Bill.com | 06/05/2018 | Aqua-Tech Laboratories, Inc | https://app.bill.com/BillPay?id=blp01DGCNITFXF 11002 · Bill.com Money Out Clearing | | |
| 24752 | 05/14/2018 | | April 2018 Analysis- Bohls WWTP | 16272 · Laboratory Fees-WW | -836.00 |
| | | | | | -836.00 TOTAL |
| Bill.com | 06/08/2018 | ARC Document Solutions | https://app.bill.com/BillPay?id=blp01MFGTTORP. 11002 · Bill.com Money Out Clearing | | |
| 07-476668 | 05/16/2018 | | Board Packet Printing | 17810 · Board Meeting Expense | -362.40 |
| | | | | | -362.40 TOTAL |
| Bill.com | 06/08/2018 | Arthur Cohen & Shary Kee | https://app.bill.com/BillPay?id=blp01QKRE RDSP 11002 · Bill.com Money Out Clearing | | |
| 14512 American | 04/06/2018 | | Customer Deposit Refund | 14101 · Retail Revenues-W | -10.96 |
| | | | Customer Deposit Refund | 14201 · Retail Revenues-WW | -10.96 |
| | | | | | -21.92 TOTAL |
| 15306 | 06/08/2018 | Ashley & James Pribble | Inv #675 Sad Willow Pass | 11118 · Manager Ckg 8314 | |
| 675 Sad Willow I | 05/25/2018 | | Customer Deposit Refund | 14101 · Retail Revenues-W | -9.11 |
| | | | Customer Deposit Refund | 14201 · Retail Revenues-WW | -9.10 |
| | | | | | -18.21 TOTAL |
| Bill.com | 06/08/2018 | Ashton Woods Homes | https://app.bill.com/BillPay?id=blp01GOYJPNPKI 11002 · Bill.com Money Out Clearing | | |
| 2412 Chloes Blo | 04/06/2018 | | Customer Deposit Refund | 14101 · Retail Revenues-W | -21.27 |
| | | | Customer Deposit Refund | 14201 · Retail Revenues-WW | -21.27 |
| | | | | | -42.54 TOTAL |
| Bill.com | 06/08/2018 | Ashton Woods Homes | https://app.bill.com/BillPay?id=blp01XSLARSNM 11002 · Bill.com Money Out Clearing | | |
| 11509 Lake Stor | 04/06/2018 | | Customer Deposit Refund | 14101 · Retail Revenues-W | -24.00 |
| | | | Customer Deposit Refund | 14201 · Retail Revenues-WW | -23.99 |
| | | | | | -47.99 TOTAL |
| Bill.com | 06/08/2018 | Ashton Woods Homes | https://app.bill.com/BillPay?id=blp01QQIQERGG 11002 · Bill.com Money Out Clearing | | |
| 128 Short Bush I | 04/13/2018 | | Customer Deposit Refund | 14101 · Retail Revenues-W | -24.22 |
| | | | Customer Deposit Refund | 14201 · Retail Revenues-WW | -24.22 |
| | | | | | -48.44 TOTAL |
| Bill.com | 06/08/2018 | Ashton Woods Homes | https://app.bill.com/BillPay?id=blp01MGXWUINX 11002 · Bill.com Money Out Clearing | | |
| 277 Sea Hero PI | 05/25/2018 | | Customer Deposit Refund | 14101 · Retail Revenues-W | -2.81 |
| | | | Customer Deposit Refund | 14201 · Retail Revenues-WW | -2.81 |

| Num | Date | Name | Memo | Account | Paid Amount |
|-----------------|------------|----------------------------|--|----------------------------------|-----------------|
| | | | | | -5.62 TOTAL |
| Bill.com | 06/08/2018 | Aswad & Tomeka Gardner | https://app.bill.com/BillPay?id=blp01GUJLRZSR111002 · Bill.com Money Out Clearing | | |
| 8801 #3 Rocky C | 04/13/2018 | | Customer Deposit Refund | 14101 · Retail Revenues-W | -9.87 |
| | | | Customer Deposit Refund | 14201 · Retail Revenues-WW | -9.86 |
| | | | | | -19.73 TOTAL |
| 15307 | 06/26/2018 | AT&T | Inv #512A13-0790143 6/18 | 11118 · Manager Ckg 8314 | |
| 512A13-079014 | 06/05/2018 | | Telephone Expense- Consolidated Bill | 17662 · Telephone | -534.34 |
| | | | | | -534.34 TOTAL |
| Bill.com | 06/11/2018 | AT&T Mobility-CC | https://app.bill.com/BillPay?id=blp01QVBFAYUUI11002 · Bill.com Money Out Clearing | | |
| YRB042018 | 05/24/2018 | | SCADA System Cellular Network- 3/19/18-4/18/18 | 16162 · Telephone-W | -435.49 |
| | | | SCADA System Cellular Network- 3/19/18-4/18/18 | 16262 · Telephone-WW | -435.49 |
| | | | | | -870.98 TOTAL |
| Bill.com | 06/13/2018 | AT&T Wireless | https://app.bill.com/BillPay?id=blp01BYAGTSIWI11002 · Bill.com Money Out Clearing | | |
| 287257473032X | 06/05/2018 | | Wireless Expense - 5/5/18 - 6/4/18 | 16162 · Telephone-W | -1,049.86 |
| | | | Wireless Expense - 5/5/18 - 6/4/18 | 16262 · Telephone-WW | -1,049.85 |
| | | | | | -2,099.71 TOTAL |
| Bill.com | 06/21/2018 | Austin American- Statesman | https://app.bill.com/BillPay?id=blp01NOXCKYIIL11002 · Bill.com Money Out Clearing | | |
| 0000111457 | 05/31/2018 | | Advertisement of Bid- Manhole Rehab Bayton Drive | 17838 · Newspaper Notices | -2,923.45 |
| | | | | | -2,923.45 TOTAL |
| Bill.com | 06/06/2018 | AVR Inc. | https://app.bill.com/BillPay?id=blp01LQUKXVHS11002 · Bill.com Money Out Clearing | | |
| 67538 | 05/15/2018 | | Fed Ex Delivery 3/26/18 | 17855 · Postage & Delivery | -53.14 |
| | | | | | -53.14 TOTAL |
| Bill.com | 06/08/2018 | AVR Inc. | https://app.bill.com/BillPay?id=blp01VZDMTTBM11002 · Bill.com Money Out Clearing | | |
| 67744 | 05/18/2018 | | Monthly Utility Billing- 290/HPR April 2018 | 17105 · Billing System & Support | -2,192.63 |
| | | | | | -2,192.63 TOTAL |
| Bill.com | 06/08/2018 | AVR Inc. | https://app.bill.com/BillPay?id=blp01UJENPMKD.11002 · Bill.com Money Out Clearing | | |
| 67745 | 05/18/2018 | | Monthly Utility Billing- Homestead April 2018 | 17105 · Billing System & Support | -197.25 |
| | | | | | -197.25 TOTAL |
| Bill.com | 06/06/2018 | AVR Inc. | https://app.bill.com/BillPay?id=blp01RGNKHVHN11002 · Bill.com Money Out Clearing | | |
| 67550 | 05/15/2018 | | Fed Ex Delivery 4/16/18 | 17855 · Postage & Delivery | -53.52 |
| | | | | | -53.52 TOTAL |
| Bill.com | 06/06/2018 | AVR Inc. | https://app.bill.com/BillPay?id=blp01TQHUNSZLI11002 · Bill.com Money Out Clearing | | |
| 67546 | 05/15/2018 | | Fed Ex Delivery 4/9/18 | 17855 · Postage & Delivery | -53.39 |
| | | | | | -53.39 TOTAL |
| Bill.com | 06/06/2018 | AVR Inc. | https://app.bill.com/BillPay?id=blp01JHOLKBJU11002 · Bill.com Money Out Clearing | | |
| 67542 | 05/15/2018 | | Fed Ex Delivery 3/30/18 | 17855 · Postage & Delivery | -53.14 |
| | | | | | -53.14 TOTAL |
| Bill.com | 06/08/2018 | AVR Inc. | https://app.bill.com/BillPay?id=blp01JLCLYAIYO.11002 · Bill.com Money Out Clearing | | |
| 67746 | 05/18/2018 | | Monthly Utility Billing- Bee Cave April 2018 | 17105 · Billing System & Support | -2,641.03 |
| | | | | | -2,641.03 TOTAL |
| Bill.com | 06/07/2018 | AVR Inc. | https://app.bill.com/BillPay?id=blp01QPTXSULFF11002 · Bill.com Money Out Clearing | | |

| Num | Date | Name | Memo | Account | Paid Amount |
|---------------|------------|-------------------------|---|------------------------------------|-----------------|
| 67572 | 05/16/2018 | | Fed Ex Delivery 4/30/18 | 17855 · Postage & Delivery | -53.77 |
| | | | | | -53.77 TOTAL |
| Bill.com | 06/08/2018 | AVR Inc. | https://app.bill.com/BillPay?id=blp01XHLTXGXQI11002 · Bill.com Money Out Clearing | | |
| 67758 | 05/21/2018 | | Lock Box Exceptions- April | 17105 · Billing System & Support | -1.25 |
| | | | | | -1.25 TOTAL |
| Bill.com | 06/11/2018 | AVR Inc. | https://app.bill.com/BillPay?id=blp01OMBWZZFA11002 · Bill.com Money Out Clearing | | |
| 67913 | 05/24/2018 | | Monthly Billing - Bee Cave South April | 17105 · Billing System & Support | -1,609.04 |
| | | | | | -1,609.04 TOTAL |
| | 06/15/2018 | BB&T - AR Box | S COUNTY PUB ACH CORP DEBIT | 11110 · Operating Checking 8365 | |
| | | | S COUNTY PUB ACH CORP DEBIT | 17105 · Billing System & Support | -411.60 |
| | | | | | -411.60 TOTAL |
| Bill.com | 06/27/2018 | BB&T - Bourland | https://app.bill.com/BillPay?id=blp01UBTYYSTVI11002 · Bill.com Money Out Clearing | | |
| 8572-May 2018 | 06/05/2018 | | | 16101 · Maintenance & Repairs-W | -20.11 |
| | | | | 17830 · Membership & Dues | -65.00 |
| | | | | 17875 · Training and Continuing Ed | -250.00 |
| | | | | 17820 · Meals & Entertainment | -32.32 |
| | | | | 16101 · Maintenance & Repairs-W | -64.95 |
| | | | | 16201 · Maintenance & Repairs-WW | -27.74 |
| | | | | 16201 · Maintenance & Repairs-WW | -12.97 |
| | | | | 16101 · Maintenance & Repairs-W | -548.70 |
| | | | | | -1,021.79 TOTAL |
| | 06/06/2018 | BB&T - Cantu | QuickBooks generated zero amount transaction · 11118 · Manager Ckg 8314 | | |
| 9406-May 2018 | 06/05/2018 | BB&T - Cantu | | 12000 · Accounts Payable | 0.00 |
| | | | | | 0.00 TOTAL |
| Bill.com | 06/27/2018 | BB&T - Harkrider | https://app.bill.com/BillPay?id=blp01LPPOXRWL11002 · Bill.com Money Out Clearing | | |
| 8564-May 2018 | 06/05/2018 | | | 17702 · Vehicle Maintenance | -136.56 |
| | | | | 17875 · Training and Continuing Ed | -9.65 |
| | | | | 17875 · Training and Continuing Ed | -9.65 |
| | | | | 17820 · Meals & Entertainment | -9.28 |
| | | | | 16201 · Maintenance & Repairs-WW | -64.50 |
| | | | | 16201 · Maintenance & Repairs-WW | -91.10 |
| | | | | 16201 · Maintenance & Repairs-WW | -170.19 |
| | | | | 16201 · Maintenance & Repairs-WW | -157.22 |
| | | | | 16201 · Maintenance & Repairs-WW | -12.29 |
| | | | | | -660.44 TOTAL |
| Bill.com | 06/27/2018 | BB&T - Jeffrey | https://app.bill.com/BillPay?id=blp01GEIUVTXOS11002 · Bill.com Money Out Clearing | | |
| 1073-May 2018 | 06/05/2018 | | | 17820 · Meals & Entertainment | -32.43 |
| | | | | 16101 · Maintenance & Repairs-W | -71.22 |
| | | | | 16101 · Maintenance & Repairs-W | -24.22 |
| | | | | 17820 · Meals & Entertainment | -14.00 |
| | | | | 17702 · Vehicle Maintenance | -132.99 |
| | | | | 17875 · Training and Continuing Ed | -370.00 |
| | | | | 16101 · Maintenance & Repairs-W | -6.97 |
| | | | | 16101 · Maintenance & Repairs-W | -11.76 |
| | | | | 17845 · Office Supplies | -58.48 |
| | | | | 16101 · Maintenance & Repairs-W | -122.85 |
| | | | | | -844.92 TOTAL |
| Bill.com | 06/27/2018 | BB&T - Main Office 4972 | https://app.bill.com/BillPay?id=blp01BACPYPRLR11002 · Bill.com Money Out Clearing | | |
| 4972-May 2018 | 06/05/2018 | | | 17875 · Training and Continuing Ed | -395.00 |

| Num | Date | Name | Memo | Account | Paid Amount |
|---------------|------------|----------------|---|------------------------------------|-----------------------|
| | | | | 17845 · Office Supplies | -12.00 |
| | | | | 17870 · Software Licenses | -15.98 |
| | | | | 17875 · Training and Continuing Ed | -405.00 |
| | | | | 17810 · Board Meeting Expense | -135.39 |
| | | | | 17703 · Vehicle GPS | -359.85 |
| | | | | 17845 · Office Supplies | -16.19 |
| | | | | 17870 · Software Licenses | -146.04 |
| | | | | 17870 · Software Licenses | -101.27 |
| | | | | 17845 · Office Supplies | -48.50 |
| | | | | 17870 · Software Licenses | -5.32 |
| | | | | 17870 · Software Licenses | -25.00 |
| | | | | 17870 · Software Licenses | -54.11 |
| | | | | 17870 · Software Licenses | -5.32 |
| | | | | | <hr/> -1,724.97 TOTAL |
| Bill.com | 06/27/2018 | BB&T - Pugh | https://app.bill.com/BillPay?id=blp01MBLGQMEC11002 · Bill.com Money Out Clearing | | |
| 9604-May 2018 | 06/05/2018 | | | 17820 · Meals & Entertainment | -36.34 |
| | | | | | <hr/> -36.34 TOTAL |
| Bill.com | 06/27/2018 | BB&T - Rendon | https://app.bill.com/BillPay?id=blp01AMWMIQSH11002 · Bill.com Money Out Clearing | | |
| 1099-May 2018 | 06/05/2018 | | | 17845 · Office Supplies | -415.86 |
| | | | | 17860 · Professional Licenses | -265.00 |
| | | | | 17845 · Office Supplies | -7.59 |
| | | | | 17704 · Vehicle Other Expense | -280.00 |
| | | | | 17845 · Office Supplies | -10.00 |
| | | | | 17845 · Office Supplies | -10.84 |
| | | | | 17855 · Postage & Delivery | -10.00 |
| | | | | 17845 · Office Supplies | -76.80 |
| | | | | 17845 · Office Supplies | -15.13 |
| | | | | 17845 · Office Supplies | -29.64 |
| | | | | | <hr/> -1,120.86 TOTAL |
| Bill.com | 06/27/2018 | BB&T - Sarot | https://app.bill.com/BillPay?id=blp01AOCDDJE11002 · Bill.com Money Out Clearing | | |
| 1040-May 2018 | 06/05/2018 | | | 17875 · Training and Continuing Ed | -187.63 |
| | | | | 16101 · Maintenance & Repairs-W | -9.08 |
| | | | | 16101 · Maintenance & Repairs-W | -33.35 |
| | | | | 17820 · Meals & Entertainment | -4.05 |
| | | | | 16101 · Maintenance & Repairs-W | -4.59 |
| | | | | | <hr/> -238.70 TOTAL |
| Bill.com | 06/27/2018 | BB&T - Schwabe | https://app.bill.com/BillPay?id=blp01DNNRELKK11002 · Bill.com Money Out Clearing | | |
| 8648-May 2018 | 06/05/2018 | | | 16201 · Maintenance & Repairs-WW | -31.50 |
| | | | | 16101 · Maintenance & Repairs-W | -40.64 |
| | | | | 16101 · Maintenance & Repairs-W | -42.91 |
| | | | | 16101 · Maintenance & Repairs-W | -7.68 |
| | | | | | <hr/> -122.73 TOTAL |
| | 06/15/2018 | BILL T-Tech | ACH CORP DEBIT | 11119 · Bee Cave - 231 4007 | |
| | | | ACH CORP DEBIT | 17105 · Billing System & Support | -7.50 |
| | | | | | <hr/> -7.50 TOTAL |
| | 06/15/2018 | BILL T-Tech | | 11120 · Bee Cave So - 237 3091 | |
| | | | | 17105 · Billing System & Support | -30.00 |
| | | | | | <hr/> -30.00 TOTAL |
| | 06/15/2018 | BILL T-Tech | | 11120 · Bee Cave So - 237 3091 | |
| | | | | 17105 · Billing System & Support | -7.50 |
| | | | | | <hr/> -7.50 TOTAL |

| Num | Date | Name | Memo | Account | Paid Amount |
|----------------|------------|----------------------------------|--|----------------------------------|------------------|
| | 06/15/2018 | BILL T-Tech | ACH CORP DEBIT | 11122 · 290/HPR - 477 3113 | |
| | | | ACH CORP DEBIT | 17105 · Billing System & Support | -60.00 |
| | | | | | -60.00 TOTAL |
| | 06/15/2018 | BILL T-Tech | ACH CORP DEBIT | 11122 · 290/HPR - 477 3113 | |
| | | | ACH CORP DEBIT | 17105 · Billing System & Support | -15.00 |
| | | | | | -15.00 TOTAL |
| Bill.com | 06/08/2018 | Blue Horse Building & Design | https://app.bill.com/BillPay?id=blp01LPMBGDWE 11002 · Bill.com Money Out Clearing | | |
| 8324 Verde Mes | 05/25/2018 | | Customer Deposit Refund | 14101 · Retail Revenues-W | -33.62 |
| | | | Customer Deposit Refund | 14201 · Retail Revenues-WW | -33.62 |
| | | | | | -67.24 TOTAL |
| Bill.com | 06/13/2018 | Brenntag Southwest Inc. | https://app.bill.com/BillPay?id=blp01ZPBWTIRZE 11002 · Bill.com Money Out Clearing | | |
| BSW985311 | 05/22/2018 | | Chemicals- WWTP | 16230 · Chemicals-WW | -410.83 |
| | | | | | -410.83 TOTAL |
| Bill.com | 06/13/2018 | Brenntag Southwest Inc. | https://app.bill.com/BillPay?id=blp01MCAGZLVR 11002 · Bill.com Money Out Clearing | | |
| BSW985312 | 05/22/2018 | | Chemicals- Lakepoint WWTP | 16230 · Chemicals-WW | -801.16 |
| | | | | | -801.16 TOTAL |
| Bill.com | 06/11/2018 | Brenntag Southwest Inc. | https://app.bill.com/BillPay?id=blp01WEBGQHIB' 11002 · Bill.com Money Out Clearing | | |
| BSW986460 | 05/24/2018 | | Chemicals- LS #14 | 16230 · Chemicals-WW | -3,170.50 |
| | | | | | -3,170.50 TOTAL |
| Bill.com | 06/11/2018 | Brenntag Southwest Inc. | https://app.bill.com/BillPay?id=blp01NHIXVWBAI 11002 · Bill.com Money Out Clearing | | |
| BSW986962 | 05/25/2018 | | Chemicals- WTP | 16130 · Chemicals-W | -3,798.50 |
| | | | | | -3,798.50 TOTAL |
| Bill.com | 06/21/2018 | Brenntag Southwest Inc. | https://app.bill.com/BillPay?id=blp01JHVIMEMUE 11002 · Bill.com Money Out Clearing | | |
| BSW9909297 | 06/05/2018 | | Chemicals- Lakepoint WWTP | 16230 · Chemicals-WW | -1,017.36 |
| | | | | | -1,017.36 TOTAL |
| Bill.com | 06/21/2018 | Brenntag Southwest Inc. | https://app.bill.com/BillPay?id=blp01KRFS SHNM 11002 · Bill.com Money Out Clearing | | |
| BSW990759 | 06/06/2018 | | Chemicals- WTP | 16130 · Chemicals-W | -10,363.79 |
| | | | | | -10,363.79 TOTAL |
| Bill.com | 06/21/2018 | Brenntag Southwest Inc. | https://app.bill.com/BillPay?id=blp01QMDZTJRW 11002 · Bill.com Money Out Clearing | | |
| BSW990298 | 06/05/2018 | | Chemicals- Bohls WWTP | 16230 · Chemicals-WW | -410.83 |
| | | | | | -410.83 TOTAL |
| Bill.com | 06/21/2018 | Brenntag Southwest Inc. | https://app.bill.com/BillPay?id=blp01ROXQJXZCI 11002 · Bill.com Money Out Clearing | | |
| BSW990758 | 06/06/2018 | | Chemicals- WTP | 16130 · Chemicals-W | -4,843.26 |
| | | | | | -4,843.26 TOTAL |
| | 06/01/2018 | BUS ONLINE MANAGE USERS FEE 7261 | | 11118 · Manager Ckg 8314 | |
| | | | | 17805 · Bank Charges | -5.00 |
| | | | | | -5.00 TOTAL |
| Bill.com | 06/27/2018 | Calabria Investments L.P. | https://app.bill.com/BillPay?id=blp01DRZRWDSK 11002 · Bill.com Money Out Clearing | | |
| July 2018 | 07/01/2018 | | Lease Expense | 17125 · Occupancy | -5,005.00 |
| | | | | | -5,005.00 TOTAL |

| Num | Date | Name | Memo | Account | Paid Amount |
|------------------|------------|------------------------------|---|---|-------------------|
| Bill.com | 06/05/2018 | Caldwell Country Chevrolet | https://app.bill.com/BillPay?id=blp01LTHJOUAK1 | 11002 · Bill.com Money Out Clearing | |
| J1275548 | 05/14/2018 | | 2018 Chevrolet Colorado | 17900 · Capital Outlay-GOF>\$10K, UL 5+ | -22,720.00 |
| | | | | | -22,720.00 TOTAL |
| Bill.com | 06/08/2018 | Caledonia Builders, LLC. | https://app.bill.com/BillPay?id=blp01OFJKSECVI | 11002 · Bill.com Money Out Clearing | |
| 347 Towering Ct | 05/25/2018 | | Customer Deposit Refund | 14101 · Retail Revenues-W | -87.67 |
| | | | Customer Deposit Refund | 14201 · Retail Revenues-WW | -87.66 |
| | | | | | -175.33 TOTAL |
| Bill.com | 06/08/2018 | Caledonia Builders, LLC. | https://app.bill.com/BillPay?id=blp01JCOKLXGEI | 11002 · Bill.com Money Out Clearing | |
| 347 Towering Ct | 04/13/2018 | | Customer Deposit Refund | 14101 · Retail Revenues-W | -3.81 |
| | | | Customer Deposit Refund | 14201 · Retail Revenues-WW | -3.81 |
| | | | | | -7.62 TOTAL |
| Bill.com | 06/01/2018 | Capitol Bearing & Hydraulics | https://app.bill.com/BillPay?id=blp01UOKFWLHE | 11002 · Bill.com Money Out Clearing | |
| 1614850 | 05/11/2018 | | 2-1/4" Shear Pin- Lakepointe | 16201 · Maintenance & Repairs-WW | -145.50 |
| | | | | | -145.50 TOTAL |
| Bill.com | 06/27/2018 | Capitol Bearing & Hydraulics | https://app.bill.com/BillPay?id=blp01IZIRLAXSI2t | 11002 · Bill.com Money Out Clearing | |
| 497964 | 06/08/2018 | | Repair & Maintenance- Water Plant Unit 2 | 16201 · Maintenance & Repairs-WW | -1,100.52 |
| | | | | | -1,100.52 TOTAL |
| Bill.com | 06/08/2018 | Carol Quimby | https://app.bill.com/BillPay?id=blp01YVGPHSFJI | 11002 · Bill.com Money Out Clearing | |
| 8716 Bellancia | 05/25/2018 | | Customer Deposit Refund | 14101 · Retail Revenues-W | -41.03 |
| | | | Customer Deposit Refund | 14201 · Retail Revenues-WW | -41.03 |
| | | | | | -82.06 TOTAL |
| Bill.com | 06/08/2018 | Cash Construction | https://app.bill.com/BillPay?id=blp01YTDQCNPFI | 11002 · Bill.com Money Out Clearing | |
| T/Shops Pkwy & | 04/06/2018 | | Customer Deposit Refund | 14101 · Retail Revenues-W | -1,969.10 |
| | | | | | -1,969.10 TOTAL |
| Bill.com | 06/08/2018 | Castlerock Communities LP | https://app.bill.com/BillPay?id=blp01JMILKZYRC | 11002 · Bill.com Money Out Clearing | |
| 110 Bristlecone | 05/25/2018 | | Customer Deposit Refund | 14101 · Retail Revenues-W | -44.07 |
| | | | Customer Deposit Refund | 14201 · Retail Revenues-WW | -44.07 |
| | | | | | -88.14 TOTAL |
| Bill.com | 06/08/2018 | Castlerock Communities LP | https://app.bill.com/BillPay?id=blp01AUYXHZBIK | 11002 · Bill.com Money Out Clearing | |
| 175 Pistachio Cv | 05/25/2018 | | Customer Deposit Refund | 14101 · Retail Revenues-W | -37.24 |
| | | | Customer Deposit Refund | 14201 · Retail Revenues-WW | -37.24 |
| | | | | | -74.48 TOTAL |
| Bill.com | 06/27/2018 | CFG Industries, LLC | https://app.bill.com/BillPay?id=blp01XTDCPNFQI | 11002 · Bill.com Money Out Clearing | |
| Pay App 5 | 06/08/2018 | | Pay app #5 - Tank and Pump Station Coating Imp. | 11620 · Due From Facilities Fund-GOF | -57,754.78 |
| | | | Pay app #5 - Tank and Pump Station Coating Imp. | 45040 · Tank & PS Repainting-C | -57,754.77 |
| | | | | | -115,509.55 TOTAL |
| Bill.com | 06/06/2018 | Champion Power Products, Inc | https://app.bill.com/BillPay?id=blp01DDAUSJNQI | 11002 · Bill.com Money Out Clearing | |
| 23332 | 05/15/2018 | | Repair & Maintenance- Water Plant Unit 2 Filter 4 | 16101 · Maintenance & Repairs-W | -1,525.86 |
| | | | | | -1,525.86 TOTAL |
| Bill.com | 06/08/2018 | Chasney & Zachary Boyd | https://app.bill.com/BillPay?id=blp01DTWBGDHJ | 11002 · Bill.com Money Out Clearing | |
| 132 Pure Brook | 04/13/2018 | | Customer Deposit Refund | 14101 · Retail Revenues-W | -38.76 |
| | | | Customer Deposit Refund | 14201 · Retail Revenues-WW | -38.75 |
| | | | | | -77.51 TOTAL |

| Num | Date | Name | Memo | Account | Paid Amount |
|-----------------|------------|---------------------------------|--|-----------------------------------|------------------|
| | 06/05/2018 | CHILDSUPP Texas SDU WEST TRAVIS | COUNTY PUB ACH CORP DEBIT | 11117 · Payroll Ckg 8322 | |
| | | | COUNTY PUB ACH CORP DEBIT | 12310 · Child Support Withholding | -686.29 |
| | | | | | -686.29 TOTAL |
| | 06/19/2018 | CHILDSUPP Texas SDU WEST TRAVIS | COUNTY PUB ACH CORP DEBIT | 11117 · Payroll Ckg 8322 | |
| | | | COUNTY PUB ACH CORP DEBIT | 12310 · Child Support Withholding | -686.29 |
| | | | | | -686.29 TOTAL |
| Bill.com | 06/08/2018 | Chris & Erin Frazier | https://app.bill.com/BillPay?id=blp01DILYUNSKG 11002 · Bill.com Money Out Clearing | | |
| 150 Courtland C | 05/25/2018 | | Customer Deposit Refund | 14101 · Retail Revenues-W | -24.28 |
| | | | Customer Deposit Refund | 14201 · Retail Revenues-WW | -24.28 |
| | | | | | -48.56 TOTAL |
| Bill.com | 06/08/2018 | Chris & Paula Dunphy | https://app.bill.com/BillPay?id=blp01UUINOSQRE 11002 · Bill.com Money Out Clearing | | |
| 16209 Golden Tr | 05/25/2018 | | Customer Deposit Refund | 14101 · Retail Revenues-W | -43.90 |
| | | | Customer Deposit Refund | 14201 · Retail Revenues-WW | -43.89 |
| | | | | | -87.79 TOTAL |
| Bill.com | 06/08/2018 | City of Austin 04065 16047 | https://app.bill.com/BillPay?id=blp01HHXJCYSLE 11002 · Bill.com Money Out Clearing | | |
| 040583910805 | 06/01/2018 | | Electric billing | 16261 · Electric-WW | -216.73 |
| | | | | | -216.73 TOTAL |
| Bill.com | 06/21/2018 | City of Austin 07107 11753 | https://app.bill.com/BillPay?id=blp01KNGQGBET 11002 · Bill.com Money Out Clearing | | |
| 071522036005 | 06/08/2018 | | Utility Expense | 16161 · Electric-W | -84,847.61 |
| | | | Utility Expense | 16261 · Electric-WW | -8,969.38 |
| | | | Utility Expense | 17661 · Electric | -709.66 |
| | | | | | -94,526.65 TOTAL |
| Bill.com | 06/27/2018 | City of Austin 22455 82422 | https://app.bill.com/BillPay?id=blp01SHIZJEOPR 11002 · Bill.com Money Out Clearing | | |
| 224017206990 | 06/14/2018 | | Utility Expense | 16261 · Electric-WW | -87.16 |
| | | | | | -87.16 TOTAL |
| Bill.com | 06/27/2018 | City of Austin 39852 19450 | https://app.bill.com/BillPay?id=blp01SLSMJASNF 11002 · Bill.com Money Out Clearing | | |
| 398908620308 | 06/18/2018 | | Utility Expense | 16261 · Electric-WW | -193.30 |
| | | | | | -193.30 TOTAL |
| Bill.com | 06/27/2018 | City of Austin 39975 21324 | https://app.bill.com/BillPay?id=blp01FMSCZDSPI 11002 · Bill.com Money Out Clearing | | |
| 399926534595 | 06/12/2018 | | Utility Expense | 16161 · Electric-W | -135.89 |
| | | | | | -135.89 TOTAL |
| Bill.com | 06/13/2018 | City of Austin 44118 09855 | https://app.bill.com/BillPay?id=blp01YOEHGXZK 11002 · Bill.com Money Out Clearing | | |
| 441541064570 | 06/04/2018 | | Utility Expense- WW | 16261 · Electric-WW | -9,489.61 |
| | | | Utility Expense- W | 16161 · Electric-W | -8,397.24 |
| | | | | | -17,886.85 TOTAL |
| Bill.com | 06/27/2018 | City of Austin 54002 73163 | https://app.bill.com/BillPay?id=blp01CJXYBSDU, 11002 · Bill.com Money Out Clearing | | |
| 540253617677 | 06/19/2018 | | Utility Expense | 16261 · Electric-WW | -156.75 |
| | | | | | -156.75 TOTAL |
| Bill.com | 06/27/2018 | City of Austin 71822 19829 | https://app.bill.com/BillPay?id=blp01VJVSCMMH 11002 · Bill.com Money Out Clearing | | |
| 718013661651 | 06/13/2018 | | Utility Expense | 16161 · Electric-W | -16,781.44 |
| | | | Utility Expense | 16261 · Electric-WW | -271.11 |
| | | | | | -17,052.55 TOTAL |

| Num | Date | Name | Memo | Account | Paid Amount |
|----------------------------|------------|--------------------------------|--|---|-----------------|
| 15305 | 06/05/2018 | City of Austin. | Inv #2018 Permit Fee | 11118 · Manager Ckg 8314 | |
| 2018 Permit Fee 05/08/2018 | | | Barton Springs Zone Permit Fee-to cover short paym | 16170 · Permit Expense-W | -2.64 |
| | | | | | -2.64 TOTAL |
| Bill.com | 06/27/2018 | Comdata Universal Mastercard | https://app.bill.com/BillPay?id=blp01BTLMJFWU | 11002 · Bill.com Money Out Clearing | |
| UN01P-May 2018 06/01/2018 | | | Fuel 05/02/2018-06/01/2018 | 17701 · Vehicle Fuel | -5,338.11 |
| | | | | | -5,338.11 TOTAL |
| 15309 | 06/28/2018 | Comptroller of Public Accounts | Inv #2017 Unclaimed Prop | 11118 · Manager Ckg 8314 | |
| 2017 Unclaimed 06/28/2018 | | | 2017 Unclaimed Property-3/1/2016-2/28/2017 | 12420 · Unclaimed Property | -2,187.58 |
| | | | | | -2,187.58 TOTAL |
| Bill.com | 06/21/2018 | Core & Main LP | https://app.bill.com/BillPay?id=blp01CUJBORS | 11002 · Bill.com Money Out Clearing | |
| I949389 | 06/06/2018 | | Brass Bushing | 16101 · Maintenance & Repairs-W | -33.97 |
| | | | | | -33.97 TOTAL |
| Bill.com | 06/05/2018 | CP&Y | https://app.bill.com/BillPay?id=blp01EMFSKKN | 11002 · Bill.com Money Out Clearing | |
| WTCP1701007 05/14/2018 | | | Manhole rehab / replace from Bayton Dr to Lake Poi | 11620 · Due From Facilities Fund-GOF | -1,666.35 |
| | | | Manhole rehab / replace from Bayton Dr to Lake Poi | 45045 · Manhole Rehab-D&A | -1,666.35 |
| | | | | | -3,332.70 TOTAL |
| Bill.com | 06/21/2018 | CP&Y | https://app.bill.com/BillPay?id=blp01BEDCMVYU | 11002 · Bill.com Money Out Clearing | |
| WTCP1701007 06/06/2018 | | | Manhole rehab / replace from Bayton Dr to Lake Poi | 11620 · Due From Facilities Fund-GOF | -2,229.50 |
| | | | Manhole rehab / replace from Bayton Dr to Lake Poi | 45045 · Manhole Rehab-D&A | -2,229.50 |
| | | | | | -4,459.00 TOTAL |
| Bill.com | 06/27/2018 | CP&Y | https://app.bill.com/BillPay?id=blp01FABSILFLO | 11002 · Bill.com Money Out Clearing | |
| WTCP-1800076 06/07/2018 | | | Uplands WTP Trident / Office Building and High Svc | 11620 · Due From Facilities Fund-GOF | -850.00 |
| | | | Uplands WTP Trident / Office Building and High Svc | 45025 · Uplands WTP Off/Trident Bld-D&A | -850.00 |
| | | | | | -1,700.00 TOTAL |
| Bill.com | 06/21/2018 | Crocker Crane Rentals | https://app.bill.com/BillPay?id=blp01AZZNXTLPK | 11002 · Bill.com Money Out Clearing | |
| 953118A | 06/05/2018 | | Crane with Operator | 16101 · Maintenance & Repairs-W | -1,550.00 |
| | | | | | -1,550.00 TOTAL |
| Bill.com | 06/08/2018 | CTRMA Processing | https://app.bill.com/BillPay?id=blp01PAUWWNB | 11002 · Bill.com Money Out Clearing | |
| XKZ090 | 05/15/2018 | | Toll - License -118-8716 | 17704 · Vehicle Other Expense | -2.52 |
| | | | | | -2.52 TOTAL |
| Bill.com | 06/21/2018 | CTRMA Processing | https://app.bill.com/BillPay?id=blp01DLVIFKJVV | 11002 · Bill.com Money Out Clearing | |
| 26508285 | 05/31/2018 | | Toll - License -135-3194 | 17704 · Vehicle Other Expense | -3.01 |
| | | | | | -3.01 TOTAL |
| Bill.com | 06/08/2018 | Cynthia & Daniel Kephart | https://app.bill.com/BillPay?id=blp01DFCSONK | 11002 · Bill.com Money Out Clearing | |
| 362 Rugged Ear 04/25/2018 | | | Customer Deposit Refund | 14101 · Retail Revenues-W | -47.89 |
| | | | Customer Deposit Refund | 14201 · Retail Revenues-WW | -47.89 |
| | | | | | -95.78 TOTAL |
| Bill.com | 06/06/2018 | D.A.D.'s Lawn Services, LLC | https://app.bill.com/BillPay?id=blp01ZLQLNCXX | 11002 · Bill.com Money Out Clearing | |
| 031320074 | 04/30/2018 | | Lawn Service | 16110 · Grounds Maintenance-W | -2,550.00 |
| | | | Lawn Service | 16210 · Grounds Maintenance-WW | -3,250.00 |
| | | | | | -5,800.00 TOTAL |

| Num | Date | Name | Memo | Account | Paid Amount |
|------------------|------------|-------------------------------------|---|-------------------------------------|---------------|
| Bill.com | 06/08/2018 | Dan Curtis | https://app.bill.com/BillPay?id=blp01CTEOZVMJ1 | 11002 · Bill.com Money Out Clearing | |
| 361 Stone View | 04/25/2018 | | Customer Deposit Refund | 14101 · Retail Revenues-W | -36.93 |
| | | | Customer Deposit Refund | 14201 · Retail Revenues-WW | -36.92 |
| | | | | | -73.85 TOTAL |
| Bill.com | 06/08/2018 | David Hanley | https://app.bill.com/BillPay?id=blp01ODPMNLMS | 11002 · Bill.com Money Out Clearing | |
| 5111 Great Divic | 06/14/2017 | | Customer Deposit Refund | 14101 · Retail Revenues-W | -3.97 |
| | | | Customer Deposit Refund | 14201 · Retail Revenues-WW | -3.96 |
| | | | | | -7.93 TOTAL |
| Bill.com | 06/08/2018 | Debbie Warnken | https://app.bill.com/BillPay?id=blp01MUESWNN1 | 11002 · Bill.com Money Out Clearing | |
| 1007 S. Sunset | 05/25/2018 | | Customer Deposit Refund | 14101 · Retail Revenues-W | -4.20 |
| | | | Customer Deposit Refund | 14201 · Retail Revenues-WW | -4.20 |
| | | | | | -8.40 TOTAL |
| Bill.com | 06/08/2018 | Debra Schneider | https://app.bill.com/BillPay?id=blp01UAGKHDEJ1 | 11002 · Bill.com Money Out Clearing | |
| 4612 Spanish O | 04/06/2018 | | Customer Deposit Refund | 14101 · Retail Revenues-W | -50.00 |
| | | | Customer Deposit Refund | 14201 · Retail Revenues-WW | -50.00 |
| | | | | | -100.00 TOTAL |
| Bill.com | 06/12/2018 | Department of Information Resources | https://app.bill.com/BillPay?id=blp01SRNCNYIG1 | 11002 · Bill.com Money Out Clearing | |
| 18041370N | 05/21/2018 | | Internet Service- Raw Water Lift Station | 16163 · Internet-W | -167.78 |
| | | | | | -167.78 TOTAL |
| | 06/18/2018 | DEPOSIT ADJUSTMENT | | 11119 · Bee Cave - 231 4007 | |
| | | Bee Cave Rate District 231 | | 11310 · AR-Bee Cave-231 | -0.50 |
| | | | | | -0.50 TOTAL |
| Bill.com | 06/27/2018 | Discount Tire | https://app.bill.com/BillPay?id=blp01KNHEMJIDT1 | 11002 · Bill.com Money Out Clearing | |
| 2736623 | 06/08/2018 | | 2015 Chevy Silverado- License #132-9745 | 17702 · Vehicle Maintenance | -154.50 |
| | | | | | -154.50 TOTAL |
| Bill.com | 06/08/2018 | Dominik & Dori Kilpatrick | https://app.bill.com/BillPay?id=blp01WDJHPIEMT1 | 11002 · Bill.com Money Out Clearing | |
| 11300 Grazing C | 04/06/2018 | | Customer Deposit Refund | 14101 · Retail Revenues-W | -25.40 |
| | | | Customer Deposit Refund | 14201 · Retail Revenues-WW | -25.39 |
| | | | | | -50.79 TOTAL |
| Bill.com | 06/08/2018 | Drees Custom Homes | https://app.bill.com/BillPay?id=blp01VJQFANDA1 | 11002 · Bill.com Money Out Clearing | |
| 16307 Golden Tr | 04/13/2018 | | Customer Deposit Refund | 14101 · Retail Revenues-W | -32.94 |
| | | | Customer Deposit Refund | 14201 · Retail Revenues-WW | -32.94 |
| | | | | | -65.88 TOTAL |
| Bill.com | 06/08/2018 | Drees Custom Homes | https://app.bill.com/BillPay?id=blp01PLNJUXMW1 | 11002 · Bill.com Money Out Clearing | |
| 16213 Golden Tr | 04/13/2018 | | Customer Deposit Refund | 14101 · Retail Revenues-W | -5.76 |
| | | | Customer Deposit Refund | 14201 · Retail Revenues-WW | -5.76 |
| | | | | | -11.52 TOTAL |
| Bill.com | 06/21/2018 | DSHS Central Lab | https://app.bill.com/BillPay?id=blp01HLLGBZXST1 | 11002 · Bill.com Money Out Clearing | |
| CEN.CD058_05 | 06/04/2018 | | Lab Fees | 16172 · Laboratory Fees-W | -415.40 |
| | | | | | -415.40 TOTAL |
| Bill.com | 06/01/2018 | Edgestone Automotive | https://app.bill.com/BillPay?id=blp01AVHHJNLL1 | 11002 · Bill.com Money Out Clearing | |
| 35883 | 05/10/2018 | | Repair- Lic 118 8713 | 17702 · Vehicle Maintenance | -930.92 |
| | | | | | -930.92 TOTAL |

| Num | Date | Name | Memo | Account | Paid Amount |
|-----------------|------------|------------------------------|--|----------------------------------|------------------|
| Bill.com | 06/01/2018 | Edgestone Automotive | https://app.bill.com/BillPay?id=blp01DPDULLRW 11002 · Bill.com Money Out Clearing | | |
| 35894 | 05/11/2018 | | Repair- Lic 118 8716 | 17702 · Vehicle Maintenance | -873.91 |
| | | | | | -873.91 TOTAL |
| Bill.com | 06/27/2018 | Edgestone Automotive | https://app.bill.com/BillPay?id=blp01OLFWJYMO 11002 · Bill.com Money Out Clearing | | |
| 35820 | 05/03/2018 | | Repair- Lic 113-1737 | 17702 · Vehicle Maintenance | -3,010.40 |
| | | | | | -3,010.40 TOTAL |
| Bill.com | 06/01/2018 | Elliott Electric Supply, Inc | https://app.bill.com/BillPay?id=blp01FXBIOTZNT 11002 · Bill.com Money Out Clearing | | |
| 51-75981-01 | 05/18/2018 | | Repair & Maintenance | 16101 · Maintenance & Repairs-W | -2.64 |
| | | | | | -2.64 TOTAL |
| Bill.com | 06/08/2018 | Elliott Electric Supply, Inc | https://app.bill.com/BillPay?id=blp01ZVHCJUGCI 11002 · Bill.com Money Out Clearing | | |
| 51-76383-01 | 05/23/2018 | | Repair & Maintenance- Clear Well #2 | 16101 · Maintenance & Repairs-W | -1,622.62 |
| | | | | | -1,622.62 TOTAL |
| Bill.com | 06/13/2018 | Elliott Electric Supply, Inc | https://app.bill.com/BillPay?id=blp01QYYRKRMH 11002 · Bill.com Money Out Clearing | | |
| 51-76383-02 | 05/24/2018 | | Repair & Maintenance- | 16101 · Maintenance & Repairs-W | -10.00 |
| | | | | | -10.00 TOTAL |
| Bill.com | 06/13/2018 | Elliott Electric Supply, Inc | https://app.bill.com/BillPay?id=blp01JVCNAIMW 11002 · Bill.com Money Out Clearing | | |
| 51-74421-01 | 05/02/2018 | | Repair & Maintenance | 16101 · Maintenance & Repairs-W | -308.40 |
| | | | | | -308.40 TOTAL |
| Bill.com | 06/13/2018 | Elliott Electric Supply, Inc | https://app.bill.com/BillPay?id=blp01VYIPWRQS1 11002 · Bill.com Money Out Clearing | | |
| 51-71003-01 | 03/30/2018 | | Repair & Maintenance | 16101 · Maintenance & Repairs-W | -316.41 |
| | | | | | -316.41 TOTAL |
| Bill.com | 06/13/2018 | Elliott Electric Supply, Inc | https://app.bill.com/BillPay?id=blp01WXYZAPBL 11002 · Bill.com Money Out Clearing | | |
| 51-76383-03 | 05/25/2018 | | Repair & Maintenance-Clear Well #2 | 16101 · Maintenance & Repairs-W | -243.61 |
| | | | | | -243.61 TOTAL |
| Bill.com | 06/13/2018 | Elliott Electric Supply, Inc | https://app.bill.com/BillPay?id=blp01EDASJGWL 11002 · Bill.com Money Out Clearing | | |
| 51-76526-01 | 05/24/2018 | | Repair & Maintenance-LS #9 | 16201 · Maintenance & Repairs-WW | -353.39 |
| | | | | | -353.39 TOTAL |
| Bill.com | 06/08/2018 | ERA Colonial Real Estate | https://app.bill.com/BillPay?id=blp01NNQFYRPZ 11002 · Bill.com Money Out Clearing | | |
| 174 Serrato Cv | 04/13/2018 | | Customer Deposit Refund | 14101 · Retail Revenues-W | -33.83 |
| | | | Customer Deposit Refund | 14201 · Retail Revenues-WW | -33.83 |
| | | | | | -67.66 TOTAL |
| Bill.com | 06/13/2018 | ERG Belterra Ltd. | https://app.bill.com/BillPay?id=blp01XMTNQIYZV 11002 · Bill.com Money Out Clearing | | |
| Surety Dep. Rel | 06/08/2018 | | Belterra Commercial- PRV & Meter- Surety Deposit I 12405 · Due to Others | | -15,000.00 |
| | | | | | -15,000.00 TOTAL |
| Bill.com | 06/08/2018 | Eric & Heather Blair | https://app.bill.com/BillPay?id=blp01YWZTZYSF 11002 · Bill.com Money Out Clearing | | |
| 11721 Emerald f | 04/06/2018 | | Customer Deposit Refund | 14101 · Retail Revenues-W | -6.09 |
| | | | Customer Deposit Refund | 14201 · Retail Revenues-WW | -6.09 |
| | | | | | -12.18 TOTAL |
| Bill.com | 06/08/2018 | Erickson & Associates | https://app.bill.com/BillPay?id=blp01HEDATBIQF 11002 · Bill.com Money Out Clearing | | |
| 250 Secretariat | 05/25/2018 | | Customer Deposit Refund | 14101 · Retail Revenues-W | -18.36 |

| Num | Date | Name | Memo | Account | Paid Amount |
|------------------|------------|----------------------------|--|-----------------------------------|-----------------|
| | | | Customer Deposit Refund | 14201 · Retail Revenues-WW | -18.35 |
| | | | | | -36.71 TOTAL |
| | 06/04/2018 | EXPERTPAY WEST TRAVIS | COUNTY PUB ACH CORP DEBIT | 11117 · Payroll Ckg 8322 | |
| | | | COUNTY PUB ACH CORP DEBIT | 12310 · Child Support Withholding | -173.02 |
| | | | | | -173.02 TOTAL |
| | 06/19/2018 | EXPERTPAY WEST TRAVIS | COUNTY PUB ACH CORP DEBIT | 11117 · Payroll Ckg 8322 | |
| | | | COUNTY PUB ACH CORP DEBIT | 12310 · Child Support Withholding | -173.02 |
| | | | | | -173.02 TOTAL |
| | 06/29/2018 | EXPERTPAY WEST TRAVIS | COUNTY PUB ACH CORP DEBIT | 11117 · Payroll Ckg 8322 | |
| | | | COUNTY PUB ACH CORP DEBIT | 12310 · Child Support Withholding | -173.02 |
| | | | | | -173.02 TOTAL |
| Bill.com | 06/08/2018 | Felisa Stroud-Garnett | https://app.bill.com/BillPay?id=blp01VTAAVEDAf 11002 · Bill.com Money Out Clearing | | |
| 12026 Pleasant | 12/12/2017 | | Customer Deposit Refund | 14101 · Retail Revenues-W | -4.46 |
| | | | Customer Deposit Refund | 14201 · Retail Revenues-WW | -4.47 |
| | | | | | -8.93 TOTAL |
| Bill.com | 06/13/2018 | Ferguson Enterprises, Inc. | https://app.bill.com/BillPay?id=blp01AYRIQCfKf 11002 · Bill.com Money Out Clearing | | |
| 5855370 | 06/05/2018 | | Repair & Maintenance | 16101 · Maintenance & Repairs-W | -58.18 |
| | | | | | -58.18 TOTAL |
| Bill.com | 06/13/2018 | Fluid Meter Service, Corp | https://app.bill.com/BillPay?id=blp01YVGIAUXYV 11002 · Bill.com Money Out Clearing | | |
| 130997 | 05/22/2018 | | Field Inspection PRV Rim Rock | 16101 · Maintenance & Repairs-W | -375.00 |
| | | | | | -375.00 TOTAL |
| Bill.com | 06/13/2018 | Fluid Meter Service, Corp | https://app.bill.com/BillPay?id=blp01SFPDKUUPI 11002 · Bill.com Money Out Clearing | | |
| 130998 | 05/22/2018 | | Repair & Maintenance | 16101 · Maintenance & Repairs-W | -380.00 |
| | | | | | -380.00 TOTAL |
| Bill.com | 06/27/2018 | Fluid Meter Service, Corp | https://app.bill.com/BillPay?id=blp01SHMHXJSIG 11002 · Bill.com Money Out Clearing | | |
| 408490 | 05/29/2018 | | Repair & Maintenance- Replace Rim Rock PRV | 16101 · Maintenance & Repairs-W | -5,450.00 |
| | | | | | -5,450.00 TOTAL |
| Bill.com | 06/08/2018 | Galleria Walk Inc | https://app.bill.com/BillPay?id=blp01LCUEXSROI 11002 · Bill.com Money Out Clearing | | |
| 13514 Galleria C | 09/08/2017 | | Customer Deposit Refund | 14101 · Retail Revenues-W | -50.00 |
| | | | Customer Deposit Refund | 14201 · Retail Revenues-WW | -50.00 |
| | | | | | -100.00 TOTAL |
| Bill.com | 06/08/2018 | Galleria Walk Inc | https://app.bill.com/BillPay?id=blp01FANQPLDIR 11002 · Bill.com Money Out Clearing | | |
| 13302 Galleria C | 10/12/2017 | | Customer Deposit Refund | 14101 · Retail Revenues-W | -48.35 |
| | | | Customer Deposit Refund | 14201 · Retail Revenues-WW | -48.36 |
| | | | | | -96.71 TOTAL |
| Bill.com | 06/08/2018 | Gordon & Renita Feller | https://app.bill.com/BillPay?id=blp01HMIITOGWn 11002 · Bill.com Money Out Clearing | | |
| 4501 #19 Spanis | 05/09/2018 | | Customer Deposit Refund | 14101 · Retail Revenues-W | -40.24 |
| | | | Customer Deposit Refund | 14201 · Retail Revenues-WW | -40.25 |
| | | | | | -80.49 TOTAL |
| Bill.com | 06/12/2018 | Grainger | https://app.bill.com/BillPay?id=blp01CTKMAVDYI 11002 · Bill.com Money Out Clearing | | |
| 9794870957 | 05/21/2018 | | Stock- Safety/Expendables | 16101 · Maintenance & Repairs-W | -385.35 |
| | | | | | -385.35 TOTAL |

| Num | Date | Name | Memo | Account | Paid Amount |
|----------------|------------|--------------------------------|---|----------------------------------|-----------------|
| Bill.com | 06/08/2018 | Grainger | https://app.bill.com/BillPay?id=blp01PEXQWORF 11002 · Bill.com Money Out Clearing | | |
| 9798137893 | 05/22/2018 | | Fire Extinguisher | 16105 · Small Tools & Supplies-W | -408.99 |
| | | | | | -408.99 TOTAL |
| Bill.com | 06/08/2018 | Greg Haney | https://app.bill.com/BillPay?id=blp01VNJRSXLIS 11002 · Bill.com Money Out Clearing | | |
| 3717 Broadwing | 05/09/2018 | | Customer Deposit Refund | 14101 · Retail Revenues-W | -35.36 |
| | | | Customer Deposit Refund | 14201 · Retail Revenues-WW | -35.36 |
| | | | | | -70.72 TOTAL |
| Bill.com | 06/08/2018 | Greg Jones | https://app.bill.com/BillPay?id=blp01QPBJWFVII 11002 · Bill.com Money Out Clearing | | |
| 8808 Fescue Ln | 05/25/2018 | | Customer Deposit Refund | 14101 · Retail Revenues-W | -62.90 |
| | | | Customer Deposit Refund | 14201 · Retail Revenues-WW | -62.90 |
| | | | | | -125.80 TOTAL |
| Bill.com | 06/11/2018 | Guardian Industrial Supply LLC | https://app.bill.com/BillPay?id=blp01RYOGRGJF 11002 · Bill.com Money Out Clearing | | |
| 048750 | 05/25/2018 | | Lift Station #9 | 16201 · Maintenance & Repairs-WW | -156.50 |
| | | | | | -156.50 TOTAL |
| Bill.com | 06/15/2018 | Guardian Industrial Supply LLC | https://app.bill.com/BillPay?id=blp01FXGOJZXDI 11002 · Bill.com Money Out Clearing | | |
| 048786 | 05/30/2018 | | Time Delay Fuses- | 16101 · Maintenance & Repairs-W | -67.25 |
| | | | | | -67.25 TOTAL |
| Bill.com | 06/15/2018 | Guardian Industrial Supply LLC | https://app.bill.com/BillPay?id=blp01PVSRCJTP2 11002 · Bill.com Money Out Clearing | | |
| 048783 | 05/30/2018 | | Voltage/Phase Monitor- LS 14 | 16201 · Maintenance & Repairs-WW | -168.75 |
| | | | | | -168.75 TOTAL |
| Bill.com | 06/15/2018 | Guardian Industrial Supply LLC | https://app.bill.com/BillPay?id=blp01VSXDJSNYE 11002 · Bill.com Money Out Clearing | | |
| 048715 | 05/30/2018 | | Pump Tags | 16101 · Maintenance & Repairs-W | -211.50 |
| | | | | | -211.50 TOTAL |
| Bill.com | 06/21/2018 | Guardian Industrial Supply LLC | https://app.bill.com/BillPay?id=blp01ZDOMIVAVZ 11002 · Bill.com Money Out Clearing | | |
| 049010 | 06/06/2018 | | Repair & Maintenance - Stock | 16101 · Maintenance & Repairs-W | -162.10 |
| | | | | | -162.10 TOTAL |
| Bill.com | 06/27/2018 | Guardian Industrial Supply LLC | https://app.bill.com/BillPay?id=blp01ZVAYVYPE 11002 · Bill.com Money Out Clearing | | |
| 048678 | 06/08/2018 | | Repair & Maintenance - LS #22 | 16201 · Maintenance & Repairs-WW | -668.00 |
| | | | | | -668.00 TOTAL |
| Bill.com | 06/08/2018 | Guillermo Guzman Guerra | https://app.bill.com/BillPay?id=blp01CYKILPFMJ 11002 · Bill.com Money Out Clearing | | |
| 11914 Pleasant | 05/09/2018 | | Customer Deposit Refund | 14101 · Retail Revenues-W | -20.09 |
| | | | Customer Deposit Refund | 14201 · Retail Revenues-WW | -20.08 |
| | | | | | -40.17 TOTAL |
| Bill.com | 06/08/2018 | Hach Company | https://app.bill.com/BillPay?id=blp01KEVPUCIND 11002 · Bill.com Money Out Clearing | | |
| 10967098 | 05/18/2018 | | Repair & Maintenance | 16201 · Maintenance & Repairs-WW | -1,610.00 |
| | | | | | -1,610.00 TOTAL |
| Bill.com | 06/15/2018 | Halff Associates, Inc. | https://app.bill.com/BillPay?id=blp01XHKBXCXZ 11002 · Bill.com Money Out Clearing | | |
| 00012533 | 05/30/2018 | | Review Fees- Preserve at Oak Hill | 16175 · SER Review Fees-W | -350.00 |
| | | | | | -350.00 TOTAL |
| Bill.com | 06/15/2018 | Halff Associates, Inc. | https://app.bill.com/BillPay?id=blp01MMFSAJRQ 11002 · Bill.com Money Out Clearing | | |

| Num | Date | Name | Memo | Account | Paid Amount |
|------------------|------------|-------------------------------|---|--------------------------------------|-------------------|
| 00012532 | 05/30/2018 | | Review Fees- Anthem at Ledge Stone | 16175 · SER Review Fees-W | -207.50 |
| | | | | | -207.50 TOTAL |
| Bill.com | 06/11/2018 | Hamilton Electric Works, Inc. | https://app.bill.com/BillPay?id=blp01DYRFPALA11002 · Bill.com Money Out Clearing | | |
| 551399 | 05/25/2018 | | Maintenance & Repair- Spillman | 16201 · Maintenance & Repairs-WW | -1,299.80 |
| | | | | | -1,299.80 TOTAL |
| Bill.com | 06/21/2018 | Hamilton Electric Works, Inc. | https://app.bill.com/BillPay?id=blp01LRPOWJWV11002 · Bill.com Money Out Clearing | | |
| 551812 | 06/06/2018 | | LS #18-Tear Down and Inspect Failed Pump | 16201 · Maintenance & Repairs-WW | -160.00 |
| | | | | | -160.00 TOTAL |
| Bill.com | 06/27/2018 | HarHos Bee Caves, LLC | https://app.bill.com/BillPay?id=blp01DGZVZQZRI11002 · Bill.com Money Out Clearing | | |
| July 2018- 120 | 07/01/2018 | | Lease Expense - Base Rent | 17125 · Occupancy | -3,752.42 |
| | | | Lease Expense - Cam Payment | 17125 · Occupancy | -2,448.18 |
| | | | Lease Expense- Storage | 17125 · Occupancy | -25.00 |
| | | | | | -6,225.60 TOTAL |
| Bill.com | 06/27/2018 | HarHos Bee Caves, LLC | https://app.bill.com/BillPay?id=blp01FHGBTBVK11002 · Bill.com Money Out Clearing | | |
| July 2018- Suite | 07/01/2018 | | Lease Expense - Base Rent | 17125 · Occupancy | -2,270.87 |
| | | | Lease Expense - Cam Payment | 17125 · Occupancy | -1,481.59 |
| | | | | | -3,752.46 TOTAL |
| Bill.com | 06/08/2018 | Highland Homes , LLC | https://app.bill.com/BillPay?id=blp01AGZVVGTC11002 · Bill.com Money Out Clearing | | |
| 16116 GoldenTo | 04/13/2018 | | Customer Deposit Refund | 14101 · Retail Revenues-W | -0.54 |
| | | | Customer Deposit Refund | 14201 · Retail Revenues-WW | -0.53 |
| | | | | | -1.07 TOTAL |
| Bill.com | 06/08/2018 | Highland Homes , LLC | https://app.bill.com/BillPay?id=blp01BYUTONXK11002 · Bill.com Money Out Clearing | | |
| 514 Stone River | 04/13/2018 | | Customer Deposit Refund | 14101 · Retail Revenues-W | -23.54 |
| | | | Customer Deposit Refund | 14201 · Retail Revenues-WW | -23.53 |
| | | | | | -47.07 TOTAL |
| Bill.com | 06/08/2018 | Highland Homes , LLC | https://app.bill.com/BillPay?id=blp01XQTDWAAD11002 · Bill.com Money Out Clearing | | |
| 462 Stone River | 05/25/2018 | | Customer Deposit Refund | 14101 · Retail Revenues-W | -9.53 |
| | | | Customer Deposit Refund | 14201 · Retail Revenues-WW | -9.53 |
| | | | | | -19.06 TOTAL |
| Bill.com | 06/08/2018 | Hill Country Indoor | https://app.bill.com/BillPay?id=blp01SFBGIKTMV11002 · Bill.com Money Out Clearing | | |
| T/13875 Bee Ca | 05/09/2018 | | Customer Deposit Refund | 14101 · Retail Revenues-W | -1,864.48 |
| | | | | | -1,864.48 TOTAL |
| Bill.com | 06/08/2018 | Howard & Barbara Smith | https://app.bill.com/BillPay?id=blp01EQJXXLLSC11002 · Bill.com Money Out Clearing | | |
| 8616 Bellancia C | 04/13/2018 | | Customer Deposit Refund | 14101 · Retail Revenues-W | -20.15 |
| | | | Customer Deposit Refund | 14201 · Retail Revenues-WW | -20.14 |
| | | | | | -40.29 TOTAL |
| Bill.com | 06/13/2018 | HydroPro Solutions, LLC | https://app.bill.com/BillPay?id=blp01HWOKXOLC11002 · Bill.com Money Out Clearing | | |
| 0012152-IN | 05/22/2018 | | Meters- 1" 24@268.40 | 11620 · Due From Facilities Fund-GOF | -3,220.80 |
| | | | Meters- 1" 24@268.40 | 45400 · Meter Purchases | -3,220.80 |
| | | | | | -6,441.60 TOTAL |
| Bill.com | 06/27/2018 | HydroPro Solutions, LLC | https://app.bill.com/BillPay?id=blp01BXDXUASJI11002 · Bill.com Money Out Clearing | | |
| 0012268-IN | 06/07/2018 | | 5/8"x3/4"- 1939@196.37 & 1 1/2" 19@505.94 | 11620 · Due From Facilities Fund-GOF | -195,187.15 |
| | | | 5/8"x3/4"- 1939@196.37 & 1 1/2" 19@505.94 | 45400 · Meter Purchases | -195,187.14 |
| | | | | | -390,374.29 TOTAL |

| Num | Date | Name | Memo | Account | Paid Amount |
|-----------------|------------|---|---|--------------------------------------|------------------|
| Bill.com | 06/27/2018 | HydroPro Solutions, LLC | https://app.bill.com/BillPay?id=blp01DUBTUKDQ 11002 · Bill.com Money Out Clearing | | |
| 0012277-IN | 06/08/2018 | | 5/8 "x 3/4"- 500@196.37 | 11620 · Due From Facilities Fund-GOF | -49,092.50 |
| | | | 5/8 "x 3/4"- 500@196.37 | 45400 · Meter Purchases | -49,092.50 |
| | | | | | -98,185.00 TOTAL |
| Bill.com | 06/13/2018 | Ice Works | https://app.bill.com/BillPay?id=blp01ZURMXECN 11002 · Bill.com Money Out Clearing | | |
| 01-803813 | 05/22/2018 | | Ice- 105@1.79 Plus fuel | 16190 · Other Expenses-W | -189.95 |
| | | | | | -189.95 TOTAL |
| Bill.com | 06/08/2018 | Inna Benyukhis | https://app.bill.com/BillPay?id=blp01YJNHFIVYC 11002 · Bill.com Money Out Clearing | | |
| 409 Wild Rose C | 04/13/2018 | | Customer Deposit Refund | 14101 · Retail Revenues-W | -49.30 |
| | | | Customer Deposit Refund | 14201 · Retail Revenues-WW | -49.29 |
| | | | | | -98.59 TOTAL |
| | 06/04/2018 | INVESTMENT BFDS WEST TRAVIS PUB IC UTI ACH CORP DEBIT | | 11117 · Payroll Ckg 8322 | |
| | | | IC UTI ACH CORP DEBIT | 12305 · 457b Contributions | -1,498.23 |
| | | | | | -1,498.23 TOTAL |
| | 06/19/2018 | INVESTMENT BFDS WEST TRAVIS PUB IC UTI ACH CORP DEBIT | | 11117 · Payroll Ckg 8322 | |
| | | | IC UTI ACH CORP DEBIT | 12305 · 457b Contributions | -1,556.56 |
| | | | | | -1,556.56 TOTAL |
| | 06/29/2018 | INVESTMENT BFDS WEST TRAVIS PUB IC UTI ACH CORP DEBIT | | 11117 · Payroll Ckg 8322 | |
| | | | IC UTI ACH CORP DEBIT | 12305 · 457b Contributions | -1,498.23 |
| | | | | | -1,498.23 TOTAL |
| Bill.com | 06/08/2018 | Jason Ivie | https://app.bill.com/BillPay?id=blp01BHJHRXBP 11002 · Bill.com Money Out Clearing | | |
| 4007 Spanish O; | 05/25/2018 | | Customer Deposit Refund | 14101 · Retail Revenues-W | -34.03 |
| | | | Customer Deposit Refund | 14201 · Retail Revenues-WW | -34.03 |
| | | | | | -68.06 TOTAL |
| Bill.com | 06/21/2018 | JDai studio | https://app.bill.com/BillPay?id=blp01ZHFWGGG 11002 · Bill.com Money Out Clearing | | |
| 1828 | 06/03/2018 | | Design Services | 11540 · Due From Others | -2,341.88 |
| | | | | | -2,341.88 TOTAL |
| Bill.com | 06/08/2018 | Jennifer Layton | https://app.bill.com/BillPay?id=blp01FICHHLJXU 11002 · Bill.com Money Out Clearing | | |
| 689 Wild Rose | 09/15/2017 | | Customer Deposit Refund | 14101 · Retail Revenues-W | -1.72 |
| | | | Customer Deposit Refund | 14201 · Retail Revenues-WW | -1.73 |
| | | | | | -3.45 TOTAL |
| Bill.com | 06/08/2018 | Jimmy Evans Company | https://app.bill.com/BillPay?id=blp01GZCPRYWB 11002 · Bill.com Money Out Clearing | | |
| T/2500 Ashley W | 04/06/2018 | | Customer Deposit Refund | 14101 · Retail Revenues-W | -1,717.50 |
| | | | | | -1,717.50 TOTAL |
| Bill.com | 06/08/2018 | John Stump & Cooper CC | https://app.bill.com/BillPay?id=blp01MXMIWWW 11002 · Bill.com Money Out Clearing | | |
| 161 Sapling Dr | 05/25/2018 | | Customer Deposit Refund | 14101 · Retail Revenues-W | -42.27 |
| | | | Customer Deposit Refund | 14201 · Retail Revenues-WW | -42.26 |
| | | | | | -84.53 TOTAL |
| Bill.com | 06/08/2018 | John Tufts | https://app.bill.com/BillPay?id=blp01AIKTSONHN 11002 · Bill.com Money Out Clearing | | |
| 3828 Vinalopo | 05/09/2018 | | Customer Deposit Refund | 14101 · Retail Revenues-W | -36.31 |
| | | | Customer Deposit Refund | 14201 · Retail Revenues-WW | -36.31 |
| | | | | | -72.62 TOTAL |

| Num | Date | Name | Memo | Account | Paid Amount |
|------------------|------------|------------------------------------|--|---------------------------------|---------------|
| Bill.com | 06/08/2018 | Jon Lollar & Kolby Thomas | https://app.bill.com/BillPay?id=blp01NKCRVKQT 11002 · Bill.com Money Out Clearing | | |
| 530 Sapling Dr | 05/25/2018 | | Customer Deposit Refund | 14101 · Retail Revenues-W | -3.17 |
| | | | Customer Deposit Refund | 14201 · Retail Revenues-WW | -3.17 |
| | | | | | -6.34 TOTAL |
| Bill.com | 06/27/2018 | Jones Heating and Air Conditioning | https://app.bill.com/BillPay?id=blp01KSPMUOVR 11002 · Bill.com Money Out Clearing | | |
| 11898 | 05/22/2018 | | Troubleshoot A/C- RWI | 16101 · Maintenance & Repairs-W | -427.00 |
| | | | | | -427.00 TOTAL |
| Bill.com | 06/27/2018 | Jones Heating and Air Conditioning | https://app.bill.com/BillPay?id=blp01SOVPDAVDI 11002 · Bill.com Money Out Clearing | | |
| 11897 | 06/12/2018 | | Troubleshoot A/C- PS #1 | 16101 · Maintenance & Repairs-W | -227.00 |
| | | | | | -227.00 TOTAL |
| Bill.com | 06/08/2018 | Juan Bachofer and Natalia Costa | https://app.bill.com/BillPay?id=blp01CZWTHIYG5 11002 · Bill.com Money Out Clearing | | |
| 16600 Leopold | 10/17/2017 | | Customer Deposit Refund | 14101 · Retail Revenues-W | -43.03 |
| | | | Customer Deposit Refund | 14201 · Retail Revenues-WW | -43.03 |
| | | | | | -86.06 TOTAL |
| Bill.com | 06/08/2018 | Judith and Louis Crane | https://app.bill.com/BillPay?id=blp01UGSZYHBSI 11002 · Bill.com Money Out Clearing | | |
| 8040 Carlton Ric | 04/13/2018 | | Customer Deposit Refund | 14101 · Retail Revenues-W | -40.66 |
| | | | Customer Deposit Refund | 14201 · Retail Revenues-WW | -40.66 |
| | | | | | -81.32 TOTAL |
| Bill.com | 06/08/2018 | Julia Martin | https://app.bill.com/BillPay?id=blp01IAHDKBVHM 11002 · Bill.com Money Out Clearing | | |
| 8805 Ambrosia L | 05/25/2018 | | Customer Deposit Refund | 14101 · Retail Revenues-W | -93.61 |
| | | | Customer Deposit Refund | 14101 · Retail Revenues-W | -93.61 |
| | | | | | -187.22 TOTAL |
| Bill.com | 06/08/2018 | Katherine Selber | https://app.bill.com/BillPay?id=blp01YDCLUSVUI 11002 · Bill.com Money Out Clearing | | |
| 260 Pine Post C | 04/13/2018 | | Customer Deposit Refund | 14101 · Retail Revenues-W | -30.13 |
| | | | Customer Deposit Refund | 14201 · Retail Revenues-WW | -30.13 |
| | | | | | -60.26 TOTAL |
| Bill.com | 06/08/2018 | Kathryn Lee & Jim Jordan | https://app.bill.com/BillPay?id=blp01YDSGHIMTA 11002 · Bill.com Money Out Clearing | | |
| 2509 Watercrest | 05/09/2018 | | Customer Deposit Refund | 14101 · Retail Revenues-W | -41.87 |
| | | | Customer Deposit Refund | 14201 · Retail Revenues-WW | -41.86 |
| | | | | | -83.73 TOTAL |
| Bill.com | 06/08/2018 | Keith & Carie Jones | https://app.bill.com/BillPay?id=blp01IUSWLFFYN 11002 · Bill.com Money Out Clearing | | |
| 14501 #20 Falco | 05/09/2018 | | Customer Deposit Refund | 14101 · Retail Revenues-W | -11.99 |
| | | | Customer Deposit Refund | 14201 · Retail Revenues-WW | -11.98 |
| | | | | | -23.97 TOTAL |
| Bill.com | 06/08/2018 | Kellie Coleman | https://app.bill.com/BillPay?id=blp01YSBOGYNS 11002 · Bill.com Money Out Clearing | | |
| 15009 Falconhe | 04/06/2018 | | Customer Deposit Refund | 14101 · Retail Revenues-W | -9.35 |
| | | | Customer Deposit Refund | 14201 · Retail Revenues-WW | -9.35 |
| | | | | | -18.70 TOTAL |
| Bill.com | 06/08/2018 | Kent Mitchell | https://app.bill.com/BillPay?id=blp01EVANTAXW 11002 · Bill.com Money Out Clearing | | |
| 14404 America P | 07/28/2017 | | Customer Deposit Refund | 14101 · Retail Revenues-W | -0.50 |
| | | | Customer Deposit Refund | 14201 · Retail Revenues-WW | -0.50 |
| | | | | | -1.00 TOTAL |
| Bill.com | 06/08/2018 | Kimberly & Kelly Carmichael | https://app.bill.com/BillPay?id=blp01RWADOFDS 11002 · Bill.com Money Out Clearing | | |

| Num | Date | Name | Memo | Account | Paid Amount |
|-----------------|------------|--------------------------------------|---|----------------------------|-------------------|
| 145 Turks Cap F | 08/17/2017 | | Customer Deposit Refund | 14101 · Retail Revenues-W | -26.90 |
| | | | Customer Deposit Refund | 14201 · Retail Revenues-WW | -26.89 |
| | | | | | -53.79 TOTAL |
| Bill.com | 06/08/2018 | Kirstin & Colby Dreiss | https://app.bill.com/BillPay?id=blp01WICPHFUP\ 11002 · Bill.com Money Out Clearing | | |
| 11548 Emerald f | 05/09/2018 | | Customer Deposit Refund | 14101 · Retail Revenues-W | -28.86 |
| | | | Customer Deposit Refund | 14201 · Retail Revenues-WW | -28.85 |
| | | | | | -57.71 TOTAL |
| Bill.com | 06/27/2018 | Landmark Structures I, LP | https://app.bill.com/BillPay?id=blp01PBZKUQML 11002 · Bill.com Money Out Clearing | | |
| Pay App 3 | 05/25/2018 | | 1340 Elevated Storage Tank - Contractors Applicatic | 26060 · 1340 EST-C | -81,980.25 |
| | | | 1340 Elevated Storage Tank - Contractors Applicatic | 11610 · Due From CPF-GOF | -81,980.25 |
| | | | | | -163,960.50 TOTAL |
| Bill.com | 06/08/2018 | Laurel Roehm | https://app.bill.com/BillPay?id=blp01BQYCLQQC 11002 · Bill.com Money Out Clearing | | |
| 15309 Falconhe; | 07/28/2017 | | Customer Deposit Refund | 14101 · Retail Revenues-W | -1.16 |
| | | | Customer Deposit Refund | 14201 · Retail Revenues-WW | -1.17 |
| | | | | | -2.33 TOTAL |
| Bill.com | 06/08/2018 | Lauren & Travis Lafayette | https://app.bill.com/BillPay?id=blp01RNUESDCE\ 11002 · Bill.com Money Out Clearing | | |
| 13550 Hwy 290 \ | 05/25/2018 | | Customer Deposit Refund | 14101 · Retail Revenues-W | -39.66 |
| | | | Customer Deposit Refund | 14201 · Retail Revenues-WW | -39.65 |
| | | | | | -79.31 TOTAL |
| Bill.com | 06/08/2018 | Linying Tan | https://app.bill.com/BillPay?id=blp01ZIIESRVZM2 11002 · Bill.com Money Out Clearing | | |
| 3913 Tordera Dr | 12/12/2017 | | Customer Deposit Refund | 14101 · Retail Revenues-W | -0.09 |
| | | | Customer Deposit Refund | 14201 · Retail Revenues-WW | -0.09 |
| | | | | | -0.18 TOTAL |
| Bill.com | 06/08/2018 | Lloyd Gosselink Rochelle & Townsend, | https://app.bill.com/BillPay?id=blp01AIGDBLCXC\ 11002 · Bill.com Money Out Clearing | | |
| 97491734 | 05/17/2018 | | Anthem Apartments | 16175 · SER Review Fees-W | -1,127.00 |
| | | | | | -1,127.00 TOTAL |
| Bill.com | 06/08/2018 | Lloyd Gosselink Rochelle & Townsend, | https://app.bill.com/BillPay?id=blp01DRXLZUP\ 11002 · Bill.com Money Out Clearing | | |
| 97492101 | 05/17/2018 | | Backyard | 16175 · SER Review Fees-W | -80.50 |
| | | | | | -80.50 TOTAL |
| Bill.com | 06/08/2018 | Lloyd Gosselink Rochelle & Townsend, | https://app.bill.com/BillPay?id=blp01PGMENNBII\ 11002 · Bill.com Money Out Clearing | | |
| 97491727 | 05/17/2018 | | Live Oak Springs NSSA | 16175 · SER Review Fees-W | -57.50 |
| | | | | | -57.50 TOTAL |
| Bill.com | 06/08/2018 | Lloyd Gosselink Rochelle & Townsend, | https://app.bill.com/BillPay?id=blp01CRSASNKK 11002 · Bill.com Money Out Clearing | | |
| 97491731 | 05/17/2018 | | | 17501 · General Counsel | -366.00 |
| | | | | | -366.00 TOTAL |
| Bill.com | 06/08/2018 | Lloyd Gosselink Rochelle & Townsend, | https://app.bill.com/BillPay?id=blp01SQUETLVMI\ 11002 · Bill.com Money Out Clearing | | |
| 97491733 | 05/17/2018 | | | 17501 · General Counsel | -746.18 |
| | | | | | -746.18 TOTAL |
| Bill.com | 06/01/2018 | Lloyd Gosselink Rochelle & Townsend, | https://app.bill.com/BillPay?id=blp01WIPFVHMS1\ 11002 · Bill.com Money Out Clearing | | |
| 97491688 | 05/11/2018 | | | 17501 · General Counsel | -1,151.50 |
| | | | | | -1,151.50 TOTAL |
| Bill.com | 06/08/2018 | Lloyd Gosselink Rochelle & Townsend, | https://app.bill.com/BillPay?id=blp01TZVJZBKXL 11002 · Bill.com Money Out Clearing | | |

| Num | Date | Name | Memo | Account | Paid Amount |
|----------|------------|--|---|--------------------------------------|-----------------|
| 97491732 | 05/17/2018 | | Lake Travis ISD | 16175 · SER Review Fees-W | -46.00 |
| | | | | | -46.00 TOTAL |
| Bill.com | 06/01/2018 | Lloyd Gosselink Rochelle & Townsend, https://app.bill.com/BillPay?id=blp01EMPLQUX11002 · Bill.com Money Out Clearing | | | |
| 97491694 | 05/11/2018 | | | 17501 · General Counsel | -1,207.50 |
| | | | | | -1,207.50 TOTAL |
| Bill.com | 06/07/2018 | Lloyd Gosselink Rochelle & Townsend, https://app.bill.com/BillPay?id=blp01YLDMDIWO11002 · Bill.com Money Out Clearing | | | |
| 97491946 | 05/16/2018 | | | 17502 · Litigation | -161.00 |
| | | | | | -161.00 TOTAL |
| Bill.com | 06/01/2018 | Lloyd Gosselink Rochelle & Townsend, https://app.bill.com/BillPay?id=blp01WRSESEGH11002 · Bill.com Money Out Clearing | | | |
| 97491691 | 05/11/2018 | | TLAP Major Amendment | 26136 · TLAP Major Amend Application | -11.50 |
| | | | TLAP Major Amendment | 11610 · Due From CPF-GOF | -11.50 |
| | | | | | -23.00 TOTAL |
| Bill.com | 06/08/2018 | Lloyd Gosselink Rochelle & Townsend, https://app.bill.com/BillPay?id=blp01DOCEGHWA11002 · Bill.com Money Out Clearing | | | |
| 97491723 | 05/17/2018 | | Parten Ranch NSSA | 16175 · SER Review Fees-W | -1,272.50 |
| | | | | | -1,272.50 TOTAL |
| Bill.com | 06/08/2018 | Lloyd Gosselink Rochelle & Townsend, https://app.bill.com/BillPay?id=blp01INPOAUTRV11002 · Bill.com Money Out Clearing | | | |
| 97491720 | 05/17/2018 | | | 17501 · General Counsel | -7,500.00 |
| | | | | 17501 · General Counsel | -93.08 |
| | | | | | -7,593.08 TOTAL |
| Bill.com | 06/08/2018 | Lloyd Gosselink Rochelle & Townsend, https://app.bill.com/BillPay?id=blp01NMQEQUXA11002 · Bill.com Money Out Clearing | | | |
| 97491730 | 05/17/2018 | | Preserve at Oak hill | 16175 · SER Review Fees-W | -57.50 |
| | | | | | -57.50 TOTAL |
| Bill.com | 06/07/2018 | Lloyd Gosselink Rochelle & Townsend, https://app.bill.com/BillPay?id=blp01AIFNYRJLD11002 · Bill.com Money Out Clearing | | | |
| 97491947 | 05/16/2018 | | | 17502 · Litigation | -1,526.00 |
| | | | | | -1,526.00 TOTAL |
| Bill.com | 06/01/2018 | Lloyd Gosselink Rochelle & Townsend, https://app.bill.com/BillPay?id=blp01KUNKNDCV11002 · Bill.com Money Out Clearing | | | |
| 97491692 | 05/11/2018 | | Water CCN Amendment- Preserve at Oak Hill | 16175 · SER Review Fees-W | -971.50 |
| | | | | | -971.50 TOTAL |
| Bill.com | 06/01/2018 | Lloyd Gosselink Rochelle & Townsend, https://app.bill.com/BillPay?id=blp01SBROJYAD11002 · Bill.com Money Out Clearing | | | |
| 97491695 | 05/11/2018 | | | 17501 · General Counsel | -514.21 |
| | | | | | -514.21 TOTAL |
| Bill.com | 06/08/2018 | Lloyd Gosselink Rochelle & Townsend, https://app.bill.com/BillPay?id=blp01LVIAXLQBU11002 · Bill.com Money Out Clearing | | | |
| 97491724 | 05/17/2018 | | | 17501 · General Counsel | -988.50 |
| | | | | | -988.50 TOTAL |
| Bill.com | 06/01/2018 | Lloyd Gosselink Rochelle & Townsend, https://app.bill.com/BillPay?id=blp01MVMIUULLDL11002 · Bill.com Money Out Clearing | | | |
| 97491693 | 05/11/2018 | | | 17501 · General Counsel | -1,139.50 |
| | | | | | -1,139.50 TOTAL |
| Bill.com | 06/08/2018 | Lloyd Gosselink Rochelle & Townsend, https://app.bill.com/BillPay?id=blp01CQXONNZB11002 · Bill.com Money Out Clearing | | | |
| 97491728 | 05/17/2018 | | Highpointe | 16175 · SER Review Fees-W | -122.50 |
| | | | | | -122.50 TOTAL |

| Num | Date | Name | Memo | Account | Paid Amount |
|----------------------------|------------|--|---|----------------------------------|------------------|
| Bill.com | 06/15/2018 | Lloyd Gosselink Rochelle & Townsend, https://app.bill.com/BillPay?id=blp01XLVZVOML11002 | Bill.com Money Out Clearing | | |
| 97492157 | 05/30/2018 | | Fitzhugh 83 | 16175 · SER Review Fees-W | -98.00 |
| | | | | | -98.00 TOTAL |
| Bill.com | 06/18/2018 | Lloyd Gosselink Rochelle & Townsend, https://app.bill.com/BillPay?id=blp01LWRRHZFR11002 | Bill.com Money Out Clearing | | |
| 97492183 | 05/31/2018 | | | 17501 · General Counsel | -833.00 |
| | | | | | -833.00 TOTAL |
| Bill.com | 06/18/2018 | Lloyd Gosselink Rochelle & Townsend, https://app.bill.com/BillPay?id=blp01QHDCXMOJ11002 | Bill.com Money Out Clearing | | |
| 97492167 | 05/31/2018 | | | 17501 · General Counsel | -98.00 |
| | | | | | -98.00 TOTAL |
| Bill.com | 06/27/2018 | Longhorn Fire and Safety | https://app.bill.com/BillPay?id=blp01XJPTSHFV11002 | Bill.com Money Out Clearing | |
| 18789 | 06/05/2018 | | Consultation Fee | 16101 · Maintenance & Repairs-W | -49.00 |
| | | | | | -49.00 TOTAL |
| Bill.com | 06/18/2018 | Lower Colorado River Authority | https://app.bill.com/BillPay?id=blp01SISHFNJZP11002 | Bill.com Money Out Clearing | |
| 00529969-5/18 | 05/31/2018 | | Municipal - Reservation Fee | 16120 · Raw Water-W | -54,375.00 |
| | | | Municipal- Raw Water | 16120 · Raw Water-W | -29,203.12 |
| | | | | | -83,578.12 TOTAL |
| Bill.com | 06/18/2018 | Lower Colorado River Authority | https://app.bill.com/BillPay?id=blp01KMHVQHW11002 | Bill.com Money Out Clearing | |
| 00530144-5/18 | 05/31/2018 | | Municipal - Reservation Fee | 16120 · Raw Water-W | -2,718.75 |
| | | | Municipal- Raw Water | 16120 · Raw Water-W | -376.00 |
| | | | | | -3,094.75 TOTAL |
| Bill.com | 06/08/2018 | Marcelo's Sand & Loam | https://app.bill.com/BillPay?id=blp01MXMLIADQ11002 | Bill.com Money Out Clearing | |
| 434265 | 05/31/2018 | | 12004 W. Hwy 290 @ the Watertower | 16101 · Maintenance & Repairs-W | -36.00 |
| | | | | | -36.00 TOTAL |
| Bill.com | 06/08/2018 | Mark Groutas | https://app.bill.com/BillPay?id=blp01ZKATXWVG11002 | Bill.com Money Out Clearing | |
| 349 Dry Creek R 12/15/2017 | | | Customer Deposit Refund | 14101 · Retail Revenues-W | -10.90 |
| | | | Customer Deposit Refund | 14201 · Retail Revenues-WW | -10.90 |
| | | | | | -21.80 TOTAL |
| Bill.com | 06/08/2018 | Marni Robinson | https://app.bill.com/BillPay?id=blp01RFLTMRDQ11002 | Bill.com Money Out Clearing | |
| 319 LedgeStone 06/06/2018 | | | Customer Deposit Refund | 14101 · Retail Revenues-W | -63.37 |
| | | | Customer Deposit Refund | 14201 · Retail Revenues-WW | -63.37 |
| | | | | | -126.74 TOTAL |
| Bill.com | 06/08/2018 | Masters Touch Custom Homes | https://app.bill.com/BillPay?id=blp01XIMNHBKSF11002 | Bill.com Money Out Clearing | |
| 4709 Pecan Cha 04/06/2018 | | | Customer Deposit Refund | 14101 · Retail Revenues-W | -21.31 |
| | | | Customer Deposit Refund | 14201 · Retail Revenues-WW | -21.31 |
| | | | | | -42.62 TOTAL |
| Bill.com | 06/08/2018 | McCoy's Building Supply | https://app.bill.com/BillPay?id=blp01QSTAEGAL11002 | Bill.com Money Out Clearing | |
| 6997226 | 05/24/2018 | | Repair & Maintenance | 16101 · Maintenance & Repairs-W | -114.70 |
| | | | | | -114.70 TOTAL |
| Bill.com | 06/08/2018 | McCoy's Building Supply | https://app.bill.com/BillPay?id=blp01NAPAPTQU11002 | Bill.com Money Out Clearing | |
| 7481619 | 05/21/2018 | | Repair & Maintenance- LS 20 | 16201 · Maintenance & Repairs-WW | -15.64 |
| | | | | | -15.64 TOTAL |
| Bill.com | 06/13/2018 | McCoy's Building Supply | https://app.bill.com/BillPay?id=blp01VTDDZJKTH11002 | Bill.com Money Out Clearing | |

| Num | Date | Name | Memo | Account | Paid Amount |
|-----------------|------------|--------------------------------------|--|---|------------------|
| 6997550 | 05/30/2018 | | Repair & Maintenance | 16101 · Maintenance & Repairs-W | -31.29 |
| | | | | | -31.29 TOTAL |
| Bill.com | 06/13/2018 | McCoy's Building Supply | https://app.bill.com/BillPay?id=blp01VWPJAICLK 11002 · Bill.com Money Out Clearing | | |
| 6997537 | 05/30/2018 | | Repair & Maintenance | 16101 · Maintenance & Repairs-W | -75.96 |
| | | | | | -75.96 TOTAL |
| Bill.com | 06/13/2018 | McCoy's Building Supply | https://app.bill.com/BillPay?id=blp01VWEYKYPL 11002 · Bill.com Money Out Clearing | | |
| 7482397 | 05/31/2018 | | Repair & Maintenance | 16201 · Maintenance & Repairs-WW | -5.59 |
| | | | | | -5.59 TOTAL |
| Bill.com | 06/21/2018 | McCoy's Building Supply | https://app.bill.com/BillPay?id=blp01VJZOPQPQ 11002 · Bill.com Money Out Clearing | | |
| 6997966 | 06/07/2018 | | Repair & Maintenance | 16101 · Maintenance & Repairs-W | -279.95 |
| | | | | | -279.95 TOTAL |
| Bill.com | 06/08/2018 | Melisse & Eric Long | https://app.bill.com/BillPay?id=blp01LPFKYQW 11002 · Bill.com Money Out Clearing | | |
| 3913 Tordera Dr | 04/06/2018 | | Customer Deposit Refund | 14101 · Retail Revenues-W | -132.50 |
| | | | Customer Deposit Refund | 14201 · Retail Revenues-WW | -132.50 |
| | | | | | -265.00 TOTAL |
| Bill.com | 06/08/2018 | Michael C Day | https://app.bill.com/BillPay?id=blp01LABJCLCQ 11002 · Bill.com Money Out Clearing | | |
| 4308 Tordera Dr | 04/06/2018 | | Customer Deposit Refund | 14101 · Retail Revenues-W | -4.22 |
| | | | Customer Deposit Refund | 14201 · Retail Revenues-WW | -4.21 |
| | | | | | -8.43 TOTAL |
| Bill.com | 06/08/2018 | Michael Marquez | https://app.bill.com/BillPay?id=blp01YJPVZEOP 11002 · Bill.com Money Out Clearing | | |
| 5601 Laceback T | 06/12/2017 | | Customer Deposit Refund | 14101 · Retail Revenues-W | -6.04 |
| | | | Customer Deposit Refund | 14201 · Retail Revenues-WW | -6.04 |
| | | | | | -12.08 TOTAL |
| Bill.com | 06/18/2018 | Mission Controls and Automation | https://app.bill.com/BillPay?id=blp01QGCTJSTK 11002 · Bill.com Money Out Clearing | | |
| S1177156.001 | 05/31/2018 | | Repair & Maintenance | 16101 · Maintenance & Repairs-W | -4,174.40 |
| | | | | | -4,174.40 TOTAL |
| Bill.com | 06/21/2018 | Mission Controls and Automation | https://app.bill.com/BillPay?id=blp01PHZCLBOG 11002 · Bill.com Money Out Clearing | | |
| S1178992.001 | 06/04/2018 | | Repair & Maintenance- LS #9 | 16201 · Maintenance & Repairs-WW | -132.18 |
| | | | | | -132.18 TOTAL |
| Bill.com | 06/01/2018 | Murfie Engineering Company Inc. | https://app.bill.com/BillPay?id=blp01UMJFIHWB 11002 · Bill.com Money Out Clearing | | |
| 38935 | 05/11/2018 | | 1240 Conversion at the County Line Pump Station | 26045 · 1240 Press Plane Study & WL-D&A | -784.39 |
| | | | 1240 Conversion at the County Line Pump Station | 11610 · Due From CPF-GOF | -784.39 |
| | | | | | -1,568.78 TOTAL |
| Bill.com | 06/08/2018 | Neighborhood Realty & Property Manag | https://app.bill.com/BillPay?id=blp01DDRJUUDD 11002 · Bill.com Money Out Clearing | | |
| 14516 American | 04/06/2018 | | Customer Deposit Refund | 14101 · Retail Revenues-W | -9.35 |
| | | | Customer Deposit Refund | 14201 · Retail Revenues-WW | -9.35 |
| | | | | | -18.70 TOTAL |
| Bill.com | 06/05/2018 | Nelisa Heddin Consulting, LLC | https://app.bill.com/BillPay?id=blp01UBMVNCUV 11002 · Bill.com Money Out Clearing | | |
| 0000334 | 05/14/2018 | | Impact Fee Study | 76550 · Impact Fee Study-IMP | -5,891.20 |
| | | | Impact Fee Study | 11640 · Due from Impact Fee Fund-GOF | -5,891.20 |
| | | | | | -11,782.40 TOTAL |
| Bill.com | 06/05/2018 | Nelisa Heddin Consulting, LLC | https://app.bill.com/BillPay?id=blp01WHDETLR 11002 · Bill.com Money Out Clearing | | |

| Num | Date | Name | Memo | Account | Paid Amount |
|------------------|------------|---------------------------------|--|--------------------------------------|-------------------|
| 0000335 | 05/14/2018 | | 2018 Rate Study | 17505 · Rate Consultant | -13,036.80 |
| | | | | | -13,036.80 TOTAL |
| Bill.com | 06/21/2018 | Neopost | https://app.bill.com/BillPay?id=blp01AFDTFZYFD 11002 · Bill.com Money Out Clearing | | |
| 7900044080447 | 06/01/2018 | | Postage | 17855 · Postage & Delivery | -200.00 |
| | | | | | -200.00 TOTAL |
| Bill.com | 06/27/2018 | Net Solutions and Security, LLC | https://app.bill.com/BillPay?id=blp01XIWMSQCK 11002 · Bill.com Money Out Clearing | | |
| 20787 | 06/15/2018 | | Monthly Brivo Subscription | 16180 · Contracted Services-W | -155.00 |
| | | | Monthly Brivo Subscription | 16280 · Contracted Services-WW | -155.00 |
| | | | | | -310.00 TOTAL |
| Bill.com | 06/08/2018 | Nicholas Vrabel | https://app.bill.com/BillPay?id=blp01ENOBIMBH 11002 · Bill.com Money Out Clearing | | |
| 4305 Tambre Be | 04/06/2018 | | Customer Deposit Refund | 14101 · Retail Revenues-W | -28.02 |
| | | | Customer Deposit Refund | 14201 · Retail Revenues-WW | -28.02 |
| | | | | | -56.04 TOTAL |
| Bill.com | 06/08/2018 | Nina & Dimitry Shishkoff | https://app.bill.com/BillPay?id=blp01AECGZFEY 11002 · Bill.com Money Out Clearing | | |
| 1801 Flint Rock | 04/13/2018 | | Customer Deposit Refund | 14101 · Retail Revenues-W | -36.34 |
| | | | Customer Deposit Refund | 14201 · Retail Revenues-WW | -36.33 |
| | | | | | -72.67 TOTAL |
| Bill.com | 06/21/2018 | Office Depot | https://app.bill.com/BillPay?id=blp01TGZRGAKD 11002 · Bill.com Money Out Clearing | | |
| 10101900-5/18 | 06/04/2018 | | Office Supplies | 17845 · Office Supplies | -105.17 |
| | | | Office Supplies- Cups | 17845 · Office Supplies | -40.54 |
| | | | Office Supplies | 17845 · Office Supplies | -52.00 |
| | | | | | -197.71 TOTAL |
| Bill.com | 06/21/2018 | Omni Site | https://app.bill.com/BillPay?id=blp01FELUSZOK 11002 · Bill.com Money Out Clearing | | |
| 60465 | 06/06/2018 | | Wireless service - LS#18 & 19- Auto Dialer 6/2018-1 | 16280 · Contracted Services-WW | -439.76 |
| | | | | | -439.76 TOTAL |
| Bill.com | 06/08/2018 | Pamela Mann | https://app.bill.com/BillPay?id=blp01MGZGGVRN 11002 · Bill.com Money Out Clearing | | |
| 147 Elderberry F | 05/25/2018 | | Customer Deposit Refund | 14101 · Retail Revenues-W | -16.26 |
| | | | Customer Deposit Refund | 14201 · Retail Revenues-WW | -16.26 |
| | | | | | -32.52 TOTAL |
| Bill.com | 06/13/2018 | Park Manor Bee Cave LLC | https://app.bill.com/BillPay?id=blp01WJEUFRSP 11002 · Bill.com Money Out Clearing | | |
| 14058 Bee Cave | 05/24/2018 | | Refund of Overpayment | 14130 · Other Revenues-W | -2,000.00 |
| | | | | | -2,000.00 TOTAL |
| Bill.com | 06/08/2018 | Paul Coraci | https://app.bill.com/BillPay?id=blp01TLHJZQBZ 11002 · Bill.com Money Out Clearing | | |
| 142 Magnolia Bk | 04/13/2018 | | Customer Deposit Refund | 14101 · Retail Revenues-W | -12.73 |
| | | | Customer Deposit Refund | 14201 · Retail Revenues-WW | -12.73 |
| | | | | | -25.46 TOTAL |
| Bill.com | 06/27/2018 | Payton Construction, Inc. | https://app.bill.com/BillPay?id=blp01SNRGHGYZ 11002 · Bill.com Money Out Clearing | | |
| Pay App 5 | 05/30/2018 | | RWI Expansion and Rehab - Pay App #5 | 11610 · Due From CPF-GOF | -51,646.28 |
| | | | RWI Expansion and Rehab - Pay App #5 | 26020 · RWI/Pump Station Expansion-C | -51,646.27 |
| | | | | | -103,292.55 TOTAL |
| Bill.com | 06/21/2018 | Pedernales 140950 | https://app.bill.com/BillPay?id=blp01UIMRZURLC 11002 · Bill.com Money Out Clearing | | |
| 3000140950-Jur | 06/12/2018 | | Utility Expense- County Line Pump Station | 16161 · Electric-W | -39.66 |
| | | | | | -39.66 TOTAL |

| Num | Date | Name | Memo | Account | Paid Amount |
|----------------|------------|------------------------------------|--|------------------------------------|------------------|
| Bill.com | 06/21/2018 | Pedernales 196270 | https://app.bill.com/BillPay?id=blp01APPOIAJSB 11002 · Bill.com Money Out Clearing | | |
| 3000196270 | 06/08/2018 | | Utility Expense-Pump Station 5 | 16161 · Electric-W | -870.22 |
| | | | | | -870.22 TOTAL |
| Bill.com | 06/21/2018 | Pedernales 036972 | https://app.bill.com/BillPay?id=blp01RLQMRAXA 11002 · Bill.com Money Out Clearing | | |
| 3000036972-Jur | 06/08/2018 | | Utility Expense- Pump Station 6 | 16161 · Electric-W | -59.92 |
| | | | | | -59.92 TOTAL |
| Bill.com | 06/21/2018 | Pedernales 222795 | https://app.bill.com/BillPay?id=blp01THPWCXGV 11002 · Bill.com Money Out Clearing | | |
| 3000222795-Jur | 06/08/2018 | | Utility Expense-County Line Pump Station | 16161 · Electric-W | -8,980.79 |
| | | | | | -8,980.79 TOTAL |
| Bill.com | 06/21/2018 | Pedernales 265199 | https://app.bill.com/BillPay?id=blp01KIZSATHGV 11002 · Bill.com Money Out Clearing | | |
| 3000265199-Jur | 06/08/2018 | | Utility Expense-Elevated Storage #2 | 16161 · Electric-W | -113.48 |
| | | | | | -113.48 TOTAL |
| Bill.com | 06/08/2018 | Pioneer Bank SSB | https://app.bill.com/BillPay?id=blp01EGPKGHNK 11002 · Bill.com Money Out Clearing | | |
| 15506 Hwy 71 W | 05/09/2018 | | Customer Deposit Refund | 14101 · Retail Revenues-W | -153.74 |
| | | | Customer Deposit Refund | 14201 · Retail Revenues-WW | -153.74 |
| | | | | | -307.48 TOTAL |
| | 06/04/2018 | PostNet TX144 | QuickBooks generated zero amount transaction · 11118 · Manager Ckg 8314 | | |
| 455845 | 05/07/2018 | PostNet TX144 | Postage | 12000 · Accounts Payable | 0.00 |
| | | | | | 0.00 TOTAL |
| Bill.com | 06/08/2018 | PostNet TX144 | https://app.bill.com/BillPay?id=blp01GARWUFP 11002 · Bill.com Money Out Clearing | | |
| 455444 | 05/01/2018 | | Postage | 17855 · Postage & Delivery | -16.58 |
| | | | | | -16.58 TOTAL |
| Bill.com | 06/05/2018 | Precision Calibrate Meter Services | https://app.bill.com/BillPay?id=blp01TBRAQLYF 11002 · Bill.com Money Out Clearing | | |
| 769 | 05/14/2018 | | Meter Testing-Platn 1 effluent meter | 16101 · Maintenance & Repairs-W | -325.00 |
| | | | | | -325.00 TOTAL |
| Bill.com | 06/08/2018 | Premier Partners Homes | https://app.bill.com/BillPay?id=blp01URLAHTLJF 11002 · Bill.com Money Out Clearing | | |
| 12001 Yaupon H | 09/08/2017 | | Customer Deposit Refund | 14101 · Retail Revenues-W | -1.90 |
| | | | Customer Deposit Refund | 14201 · Retail Revenues-WW | -1.91 |
| | | | | | -3.81 TOTAL |
| | 06/13/2018 | QuickBooks Payroll Service | Created by Payroll Service on 06/12/2018 | 11117 · Payroll Ckg 8322 | |
| | | QuickBooks Payroll Service | Created by Payroll Service on 06/12/2018 | 12311 · Direct Deposit Liabilities | -25,124.27 |
| | | | | | -25,124.27 TOTAL |
| | 06/13/2018 | QuickBooks Payroll Service | Created by Payroll Service on 06/12/2018 | 11117 · Payroll Ckg 8322 | |
| | | QuickBooks Payroll Service | Created by Payroll Service on 06/12/2018 | 12311 · Direct Deposit Liabilities | -32,239.20 |
| | | | | | -32,239.20 TOTAL |
| | 06/27/2018 | QuickBooks Payroll Service | Created by Payroll Service on 06/25/2018 | 11117 · Payroll Ckg 8322 | |
| | | QuickBooks Payroll Service | Created by Payroll Service on 06/25/2018 | 12311 · Direct Deposit Liabilities | -31,604.15 |
| | | | | | -31,604.15 TOTAL |
| | 06/27/2018 | QuickBooks Payroll Service | Created by Payroll Service on 06/25/2018 | 11117 · Payroll Ckg 8322 | |
| | | QuickBooks Payroll Service | Created by Payroll Service on 06/25/2018 | 12311 · Direct Deposit Liabilities | -24,719.62 |

| Num | Date | Name | Memo | Account | Paid Amount |
|----------------|------------|-------------------------------|--|---------------------------------|------------------|
| | | | | | -24,719.62 TOTAL |
| Bill.com | 06/27/2018 | Rain For Rent | https://app.bill.com/BillPay?id=blp01LCQVIWGRJ 11002 · Bill.com Money Out Clearing | | |
| 1213240 | 06/07/2018 | | Tank Bilevel Coated & Return Hauling | 16190 · Other Expenses-W | -1,755.30 |
| | | | | | -1,755.30 TOTAL |
| Bill.com | 06/05/2018 | Rent Equip, LLC | https://app.bill.com/BillPay?id=blp01UZYUDKWK 11002 · Bill.com Money Out Clearing | | |
| 700239-02 | 05/14/2018 | | Repair & Maintenance | 16101 · Maintenance & Repairs-W | -84.80 |
| | | | | | -84.80 TOTAL |
| Bill.com | 06/07/2018 | Republic Services Inc. | https://app.bill.com/BillPay?id=blp01VPXIYMBIW 11002 · Bill.com Money Out Clearing | | |
| 0843-001461174 | 05/26/2018 | | Garbage Expense | 16164 · Other-W | -317.06 |
| | | | Garbage Expense | 16264 · Other-WW | -317.05 |
| | | | | | -634.11 TOTAL |
| | 06/07/2018 | RETURN DEPOSIT ITEM | | 11122 · 290/HPR - 477 3113 | |
| | | 290/HPR Rate District 477 | | 11340 · AR-290/HPR-477 | -433.12 |
| | | | | | -433.12 TOTAL |
| | 06/28/2018 | RETURN DEPOSIT ITEM | DEPOSIT ITEM | 11119 · Bee Cave - 231 4007 | |
| | | Bee Cave Rate District 231 | DEPOSIT ITEM | 11310 · AR-Bee Cave-231 | -218.70 |
| | | | | | -218.70 TOTAL |
| | 06/28/2018 | RETURN DEPOSIT ITEM | DEPOSIT ITEM | 11119 · Bee Cave - 231 4007 | |
| | | Bee Cave Rate District 231 | DEPOSIT ITEM | 11310 · AR-Bee Cave-231 | -332.40 |
| | | | | | -332.40 TOTAL |
| RETURN | 06/13/2018 | RETURN DEPOSIT ITEM | Returned Item | 11120 · Bee Cave So - 237 3091 | |
| | | Bee Cave So Rate District 237 | Returned Item | 11320 · AR-Bee Cave So-237 | -367.49 |
| | | | | | -367.49 TOTAL |
| | 06/04/2018 | RETURN DEPOSIT ITEM | Returned Item | 11122 · 290/HPR - 477 3113 | |
| | | 290/HPR Rate District 477 | Returned Item | 11340 · AR-290/HPR-477 | -29,996.81 |
| | | | | | -29,996.81 TOTAL |
| | 06/05/2018 | RETURN T-Tech | Co PUA 495 ACH DEBIT | 11119 · Bee Cave - 231 4007 | |
| | | Bee Cave Rate District 231 | Co PUA 495 ACH DEBIT | 11310 · AR-Bee Cave-231 | -202.47 |
| | | | | | -202.47 TOTAL |
| | 06/05/2018 | RETURN T-Tech | PUA W 1073 ACH DEBIT | 11119 · Bee Cave - 231 4007 | |
| | | Bee Cave Rate District 231 | PUA W 1073 ACH DEBIT | 11310 · AR-Bee Cave-231 | -451.83 |
| | | | | | -451.83 TOTAL |
| | 06/05/2018 | RETURN T-Tech | Co PUA 557 ACH DEBIT | 11119 · Bee Cave - 231 4007 | |
| | | Bee Cave Rate District 231 | Co PUA 557 ACH DEBIT | 11310 · AR-Bee Cave-231 | -1,175.48 |
| | | | | | -1,175.48 TOTAL |
| | 06/22/2018 | RETURN T-Tech | Co PUA 495 ACH DEBIT | 11119 · Bee Cave - 231 4007 | |
| | | Bee Cave Rate District 231 | Co PUA 495 ACH DEBIT | 11310 · AR-Bee Cave-231 | -216.91 |
| | | | | | -216.91 TOTAL |
| RETURN | 06/13/2018 | RETURN T-Tech | UA 237 98 ACH DEBIT | 11120 · Bee Cave So - 237 3091 | |
| | | Bee Cave So Rate District 237 | UA 237 98 ACH DEBIT | 11320 · AR-Bee Cave So-237 | -90.21 |

| Num | Date | Name | Memo | Account | Paid Amount |
|-----------------|------------|------------------------------------|---|----------------------------------|---------------|
| | | | | | -90.21 TOTAL |
| RETURN | 06/20/2018 | RETURN T-Tech | UA 237 1200 ACH DEBIT | 11120 · Bee Cave So - 237 3091 | |
| | | Bee Cave So Rate District 237 | UA 237 1200 ACH DEBIT | 11320 · AR-Bee Cave So-237 | -79.18 |
| | | | | | -79.18 TOTAL |
| | 06/18/2018 | RETURN T-Tech | UB 466 1324 ACH DEBIT | 11121 · Homestead - 466 3105 | |
| | | Hmstd/Mdw Fox Rate District 466 | UB 466 1324 ACH DEBIT | 11330 · AR-Homestead-466 | -192.56 |
| | | | | | -192.56 TOTAL |
| Bill.com | 06/08/2018 | Robert Crouch & Margo Kamin Crouch | https://app.bill.com/BillPay?id=blp01IEXUYJZY: 11002 · Bill.com Money Out Clearing | | |
| Reimbursement | 05/30/2018 | | Reimbursement for Plumbing Costs | 16201 · Maintenance & Repairs-WW | -322.00 |
| | | | | | -322.00 TOTAL |
| Bill.com | 06/08/2018 | Robert Thompson | https://app.bill.com/BillPay?id=blp01ZQYIFLAMJ: 11002 · Bill.com Money Out Clearing | | |
| 4713 Monte Can | 05/09/2018 | | Customer Deposit Refund | 14101 · Retail Revenues-W | -50.00 |
| | | | Customer Deposit Refund | 14201 · Retail Revenues-WW | -50.00 |
| | | | | | -100.00 TOTAL |
| Bill.com | 06/08/2018 | Robin Thigpin | https://app.bill.com/BillPay?id=blp01YRMBDYRK: 11002 · Bill.com Money Out Clearing | | |
| 4300 Tambre Be | 05/09/2018 | | Customer Deposit Refund | 14101 · Retail Revenues-W | -23.91 |
| | | | Customer Deposit Refund | 14201 · Retail Revenues-WW | -23.90 |
| | | | | | -47.81 TOTAL |
| Bill.com | 06/08/2018 | Ryan Swartz | https://app.bill.com/BillPay?id=blp01SNAQPJSW: 11002 · Bill.com Money Out Clearing | | |
| 400 Stone View | 04/25/2018 | | Customer Deposit Refund | 14101 · Retail Revenues-W | -68.61 |
| | | | Customer Deposit Refund | 14201 · Retail Revenues-WW | -68.62 |
| | | | | | -137.23 TOTAL |
| Bill.com | 06/08/2018 | Saket Priyadarshi | https://app.bill.com/BillPay?id=blp01JDSKDHJJC: 11002 · Bill.com Money Out Clearing | | |
| 268 Southern Su | 05/25/2018 | | Customer Deposit Refund | 14101 · Retail Revenues-W | -28.10 |
| | | | Customer Deposit Refund | 14201 · Retail Revenues-WW | -28.10 |
| | | | | | -56.20 TOTAL |
| Bill.com | 06/08/2018 | Salim Salem | https://app.bill.com/BillPay?id=blp01PCPNRSAG: 11002 · Bill.com Money Out Clearing | | |
| 9000 Atwater Co | 05/04/2018 | | Refund- SER Fee | 14115 · SER & Eng Review Fees-W | -850.00 |
| | | | Application Fee | 14130 · Other Revenues-W | -50.00 |
| | | | | | -900.00 TOTAL |
| Bill.com | 06/18/2018 | Sawin Group | https://app.bill.com/BillPay?id=blp01YOXHTGWC: 11002 · Bill.com Money Out Clearing | | |
| 52018 | 05/31/2018 | | Public Affairs/Communications | 17506 · Public Relations | -125.00 |
| | | | | | -125.00 TOTAL |
| Bill.com | 06/08/2018 | Sawyer Ranch MOB Parners, LLC | https://app.bill.com/BillPay?id=blp01KUWWRLKE: 11002 · Bill.com Money Out Clearing | | |
| 13830 Swyr Ran | 05/25/2018 | | Customer Deposit Refund | 14101 · Retail Revenues-W | -281.88 |
| | | | | | -281.88 TOTAL |
| Bill.com | 06/08/2018 | Sawyer Ranch MOB Parners, LLC | https://app.bill.com/BillPay?id=blp01JQPVKRZK: 11002 · Bill.com Money Out Clearing | | |
| 13830 Sawyer R | 05/25/2018 | | Customer Deposit Refund | 14101 · Retail Revenues-W | -188.79 |
| | | | Customer Deposit Refund | 14201 · Retail Revenues-WW | -188.78 |
| | | | | | -377.57 TOTAL |
| Bill.com | 06/08/2018 | Scott Felder Homes | https://app.bill.com/BillPay?id=blp01JVIUGFFXR: 11002 · Bill.com Money Out Clearing | | |
| 530 Linden Loop | 05/25/2018 | | Customer Deposit Refund | 14101 · Retail Revenues-W | -10.62 |

| Num | Date | Name | Memo | Account | Paid Amount |
|------------------|------------|-------------------------------|---|----------------------------------|-------------------|
| | | | Customer Deposit Refund | 14201 · Retail Revenues-WW | -10.61 |
| | | | | | -21.23 TOTAL |
| Bill.com | 06/08/2018 | Shannon Phillips | https://app.bill.com/BillPay?id=blp01LVISHZGFB 11002 · Bill.com Money Out Clearing | | |
| 14407 FM 1826 | 07/28/2017 | | Customer Deposit Refund | 14101 · Retail Revenues-W | -6.81 |
| | | | Customer Deposit Refund | 14101 · Retail Revenues-W | -6.80 |
| | | | | | -13.61 TOTAL |
| Bill.com | 06/08/2018 | Shannon Starzyk | https://app.bill.com/BillPay?id=blp01OGNWSNUF 11002 · Bill.com Money Out Clearing | | |
| 14413 Heron Ba | 04/06/2018 | | Customer Deposit Refund | 14101 · Retail Revenues-W | -31.69 |
| | | | Customer Deposit Refund | 14201 · Retail Revenues-WW | -31.69 |
| | | | | | -63.38 TOTAL |
| Bill.com | 06/08/2018 | Smith Pump Company, Inc. | https://app.bill.com/BillPay?id=blp01NMXGDKFH 11002 · Bill.com Money Out Clearing | | |
| P1058170 | 05/31/2018 | | Install Flowserve | 16101 · Maintenance & Repairs-W | -2,308.00 |
| | | | | | -2,308.00 TOTAL |
| Bill.com | 06/27/2018 | Smith Pump Company, Inc. | https://app.bill.com/BillPay?id=blp01FRTGIJJEC 11002 · Bill.com Money Out Clearing | | |
| SI014864 | 06/11/2018 | | Repair & Maintenance | 16101 · Maintenance & Repairs-W | -1,517.00 |
| | | | | | -1,517.00 TOTAL |
| Bill.com | 06/08/2018 | Stephanie Kelley | https://app.bill.com/BillPay?id=blp01GOWIVIKTQ 11002 · Bill.com Money Out Clearing | | |
| 14901 Spillman I | 05/09/2018 | | Customer Deposit Refund | 14101 · Retail Revenues-W | -46.75 |
| | | | Customer Deposit Refund | 14201 · Retail Revenues-WW | -46.75 |
| | | | | | -93.50 TOTAL |
| Bill.com | 06/08/2018 | Steven Griffith | https://app.bill.com/BillPay?id=blp01JJADULWQI 11002 · Bill.com Money Out Clearing | | |
| 15404 Spillman I | 04/06/2018 | | Customer Deposit Refund | 14101 · Retail Revenues-W | -27.64 |
| | | | Customer Deposit Refund | 14201 · Retail Revenues-WW | -27.64 |
| | | | | | -55.28 TOTAL |
| Bill.com | 06/08/2018 | Stewart Mesher | https://app.bill.com/BillPay?id=blp01KBNDDDH 11002 · Bill.com Money Out Clearing | | |
| 11916 La Barzol | 04/06/2018 | | Customer Deposit Refund | 14101 · Retail Revenues-W | -168.50 |
| | | | Customer Deposit Refund | 14201 · Retail Revenues-WW | -168.50 |
| | | | | | -337.00 TOTAL |
| Bill.com | 06/08/2018 | Stratus Building Solutions | https://app.bill.com/BillPay?id=blp01GZFBVZNTKF 11002 · Bill.com Money Out Clearing | | |
| 23508 | 06/01/2018 | | Janitorial Services - June 2018 | 17815 · Janitorial | -175.00 |
| | | | | | -175.00 TOTAL |
| Bill.com | 06/08/2018 | Suzanne & Ross Gardner | https://app.bill.com/BillPay?id=blp01VOSAEKOX 11002 · Bill.com Money Out Clearing | | |
| 8808 Ambrosia I | 04/13/2018 | | Customer Deposit Refund | 14101 · Retail Revenues-W | -2.03 |
| | | | Customer Deposit Refund | 14201 · Retail Revenues-WW | -2.02 |
| | | | | | -4.05 TOTAL |
| Bill.com | 06/08/2018 | Tamara Kelly & Steve Ramirez | https://app.bill.com/BillPay?id=blp01BQCEEWPC 11002 · Bill.com Money Out Clearing | | |
| 134 Spanish Mo | 05/25/2018 | | Customer Deposit Refund | 14101 · Retail Revenues-W | -29.62 |
| | | | Customer Deposit Refund | 14201 · Retail Revenues-WW | -29.61 |
| | | | | | -59.23 TOTAL |
| Bill.com | 06/21/2018 | Taylor Morrison of Texas, Inc | https://app.bill.com/BillPay?id=blp01WMJHYCRT 11002 · Bill.com Money Out Clearing | | |
| DevReimb.-Reur | 06/12/2018 | | Hays Reunion Ranch- Phase IV Pipeline | 11610 · Due From CPF-GOF | -54,367.00 |
| | | | Hays Reunion Ranch- Phase IV Pipeline | 26950 · Developer Reimbursements | -54,367.00 |
| | | | | | -108,734.00 TOTAL |

| Num | Date | Name | Memo | Account | Paid Amount |
|-----------------|------------|--|---|-------------------------------------|------------------|
| Bill.com | 06/08/2018 | Taylor Real Estate | https://app.bill.com/BillPay?id=blp01SIDCXATXE | 11002 · Bill.com Money Out Clearing | |
| 14401 Herron Bz | 09/08/2017 | | Customer Deposit Refund | 14101 · Retail Revenues-W | -1.21 |
| | | | Customer Deposit Refund | 14201 · Retail Revenues-WW | -1.21 |
| | | | | | -2.42 TOTAL |
| Bill.com | 06/07/2018 | Techline Pipe, LP | https://app.bill.com/BillPay?id=blp01JPEYBZZAV | 11002 · Bill.com Money Out Clearing | |
| 1086103-00 | 05/16/2018 | | Repair & Maintenance | 16101 · Maintenance & Repairs-W | -804.29 |
| | | | | | -804.29 TOTAL |
| Bill.com | 06/25/2018 | Texas Community Propane, Ltd | https://app.bill.com/BillPay?id=blp01FXNCTLHGI | 11002 · Bill.com Money Out Clearing | |
| FAL01618 -06/11 | 06/06/2018 | | Gas Expense 3925 Sugarloaf Dr | 16264 · Other-WW | -16.11 |
| | | | | | -16.11 TOTAL |
| ACH | 06/15/2018 | Texas County & District Retirement Sys Acct #358-Inv #2018.05.31 | | 11117 · Payroll Ckg 8322 | |
| 2018.05.31 | 05/31/2018 | | Employee Contributions-May 2018 | 12306 · TCDRS | -16,731.66 |
| | | | Employer Contributions-May 2018 | 17420 · TCDRS Contribution | -24,858.43 |
| | | | | | -41,590.09 TOTAL |
| Bill.com | 06/18/2018 | Texas Excavation Safety System, Inc. | https://app.bill.com/BillPay?id=blp01UXTDZCET | 11002 · Bill.com Money Out Clearing | |
| 18-08549 | 05/31/2018 | | Message Fees- May 2018 | 16180 · Contracted Services-W | -604.20 |
| | | | | | -604.20 TOTAL |
| Bill.com | 06/11/2018 | The HT Group | https://app.bill.com/BillPay?id=blp01BHCGEFTKI | 11002 · Bill.com Money Out Clearing | |
| 510579 | 05/20/2018 | | Abraham de Leon Diaz Eil White- Ragland 5/14/18 to 17430 | 17430 · Contract Labor | -2,396.00 |
| | | | | | -2,396.00 TOTAL |
| Bill.com | 06/04/2018 | The HT Group | https://app.bill.com/BillPay?id=blp01TDGISFYVG | 11002 · Bill.com Money Out Clearing | |
| 510467 | 05/13/2018 | | Abraham de Leon Diaz Eil White- Ragland 5/7/18 to 17430 | 17430 · Contract Labor | -1,437.60 |
| | | | | | -1,437.60 TOTAL |
| Bill.com | 06/12/2018 | The HT Group | https://app.bill.com/BillPay?id=blp01LCMYBEQM | 11002 · Bill.com Money Out Clearing | |
| 510692 | 05/27/2018 | | Abraham de Leon Diaz Eil White- Ragland 5/21/18 to 17430 | 17430 · Contract Labor | -2,396.00 |
| | | | | | -2,396.00 TOTAL |
| Bill.com | 06/21/2018 | The HT Group | https://app.bill.com/BillPay?id=blp01FSRSQGCK | 11002 · Bill.com Money Out Clearing | |
| 510841 | 06/03/2018 | | Abraham de Leon Diaz Eil White- Ragland 5/28/18 to 17430 | 17430 · Contract Labor | -1,916.80 |
| | | | | | -1,916.80 TOTAL |
| Bill.com | 06/27/2018 | The HT Group | https://app.bill.com/BillPay?id=blp01XJUWVSFHI | 11002 · Bill.com Money Out Clearing | |
| 510944 | 06/10/2018 | | Abraham de Leon Diaz Eil White- Ragland 6/4/18 to 17430 | 17430 · Contract Labor | -2,396.00 |
| | | | | | -2,396.00 TOTAL |
| Bill.com | 06/21/2018 | Time Warner 27088 | https://app.bill.com/BillPay?id=blp01MJXRNVWK | 11002 · Bill.com Money Out Clearing | |
| 82601603700271 | 06/10/2018 | | Internet Service- LakePointe WWTP | 16263 · Internet-WW | -130.66 |
| | | | | | -130.66 TOTAL |
| Bill.com | 06/01/2018 | Time Warner 39409 | https://app.bill.com/BillPay?id=blp01FZPSIHJFE | 11002 · Bill.com Money Out Clearing | |
| 8260160260039- | 05/22/2018 | | Phone Service- LS #20 | 16262 · Telephone-WW | -102.31 |
| | | | | | -102.31 TOTAL |
| Bill.com | 06/08/2018 | Time Warner 48749 | https://app.bill.com/BillPay?id=blp01ANOFHSXK | 11002 · Bill.com Money Out Clearing | |
| 8260160070048- | 05/27/2018 | | Internet - Admin Office | 17663 · Internet | -125.64 |
| | | | | | -125.64 TOTAL |

| Num | Date | Name | Memo | Account | Paid Amount |
|----------------|------------|------------------------------|---|----------------------------|-------------------|
| Bill.com | 06/13/2018 | Time Warner 65198 | https://app.bill.com/BillPay?id=blp01HWYSPFJP: 11002 · Bill.com Money Out Clearing | | |
| 8260160070065 | 06/07/2018 | | Internet/Phone Service- Customer Service | 17662 · Telephone | -158.71 |
| | | | Internet/Phone Service- Customer Service | 17663 · Internet | -56.76 |
| | | | Partial Monthly Charge Due to Rate Change | 17662 · Telephone | -14.91 |
| | | | | | -230.38 TOTAL |
| Bill.com | 06/11/2018 | Time Warner 70172 | https://app.bill.com/BillPay?id=blp01XCFTMZAK: 11002 · Bill.com Money Out Clearing | | |
| 8260160070070 | 06/04/2018 | | Internet- Water Plant | 16163 · Internet-W | -239.99 |
| | | | | | -239.99 TOTAL |
| Bill.com | 06/08/2018 | TMB Homes | https://app.bill.com/BillPay?id=blp01NGIAWWGX 11002 · Bill.com Money Out Clearing | | |
| 13300Trautwein | 08/17/2017 | | Customer Deposit Refund | 14101 · Retail Revenues-W | -2.03 |
| | | | Customer Deposit Refund | 14201 · Retail Revenues-WW | -2.02 |
| | | | | | -4.05 TOTAL |
| | 06/25/2018 | TRANSFER TO 8322 | 14 06-25-18 BB&T BUSINESS ONLINE TRANSFER 11110 · Operating Checking 8365 | | |
| | | | 8365 06-25-18 BB&T BUSINESS ONLINE TRANSFER 11117 · Payroll Ckg 8322 | | -100,000.00 |
| | | | | | -100,000.00 TOTAL |
| | 06/29/2018 | TRANSFER TO CHECKING *****70 | 24 06-29-18 BB&T BUSINESS ONLINE TRANSFER 11130 · Operating MM 6877 | | |
| | | | 24 06-29-18 BB&T BUSINESS ONLINE TRANSFER 18010 · Transfer to Facilities Fund-GOF | | -210,833.33 |
| | | TRANSFER FROM CHECKING ***** | 6877 06-29-18 BB&T BUSINESS ONLINE TRANSFER 41111 · Facilities Fund MM 7024 | | -210,833.33 |
| | | | 24 06-29-18 BB&T BUSINESS ONLINE TRANSFER 44910 · Transfer From General Fund-FAC | | 210,833.33 |
| | | | | | -210,833.33 TOTAL |
| | 06/01/2018 | TRANSFER TO CHECKING *****83 | 14 06-01-18 BB&T BUSINESS ONLINE TRANSFER 11110 · Operating Checking 8365 | | |
| | | TRANSFER FROM CHECKING ***** | 8365 06-01-18 BB&T BUSINESS ONLINE TRANSFER 11118 · Manager Ckg 8314 | | -1,433.01 |
| | | | | | -1,433.01 TOTAL |
| | 06/07/2018 | TRANSFER TO CHECKING *****83 | 14 06-07-18 BB&T BUSINESS ONLINE TRANSFER 11110 · Operating Checking 8365 | | |
| | | TRANSFER FROM CHECKING ***** | 8365 06-07-18 BB&T BUSINESS ONLINE TRANSFER 11118 · Manager Ckg 8314 | | -99,648.71 |
| | | | | | -99,648.71 TOTAL |
| | 06/29/2018 | TRANSFER TO CHECKING *****83 | 49 06-2917-18 BB&T BUSINESS ONLINE TRANSFER 11130 · Operating MM 6877 | | |
| | | | 49 06-2917-18 BB&T BUSINESS ONLINE TRANSFER 18000 · Transfer to Debt Service Fd-GOF | | -843,333.31 |
| | | TRANSFER FROM CHECKING ***** | 6877 06-29-18 BB&T BUSINESS ONLINE TRANSFER 31111 · DSF Reserve Checking 8349 | | -843,333.31 |
| | | | 49 06-2917-18 BB&T BUSINESS ONLINE TRANSFER 34910 · Transfer from General Fund-DSF | | 843,333.31 |
| | | | | | -843,333.31 TOTAL |
| | 06/29/2018 | TRANSFER TO CHECKING *****83 | 49 06-29-18 BB&T BUSINESS ONLINE TRANSFER 71111 · Impact MM 6974 | | |
| | | | 49 06-29-18 BB&T BUSINESS ONLINE TRANSFER 76620 · Transfer to Debt Service Fd-IMP | | -172,750.00 |
| | | | 49 06-29-18 BB&T BUSINESS ONLINE TRANSFER 34950 · Transfer from Impact Fee Fd-DSF | | 172,750.00 |
| | | | 49 06-29-18 BB&T BUSINESS ONLINE TRANSFER 31111 · DSF Reserve Checking 8349 | | -172,750.00 |
| | | | | | -172,750.00 TOTAL |
| | 06/12/2018 | TRANSFER TO CHECKING *****83 | 14 06-12-18 BB&T BUSINESS ONLINE TRANSFER 11110 · Operating Checking 8365 | | |
| | | TRANSFER FROM CHECKING ***** | 8365 06-12-18 BB&T BUSINESS ONLINE TRANSFER 11118 · Manager Ckg 8314 | | -131,557.05 |
| | | | | | -131,557.05 TOTAL |
| | 06/20/2018 | TRANSFER TO CHECKING *****83 | 14 06-20-18 BB&T BUSINESS ONLINE TRANSFER 11110 · Operating Checking 8365 | | |
| | | TRANSFER FROM CHECKING ***** | 8365 06-20-18 BB&T BUSINESS ONLINE TRANSFER 11118 · Manager Ckg 8314 | | -252,054.97 |
| | | | | | -252,054.97 TOTAL |
| | 06/26/2018 | TRANSFER TO CHECKING *****83 | 14 06-26-18 BB&T BUSINESS ONLINE TRANSFER 11110 · Operating Checking 8365 | | |

| Num | Date | Name | Memo | Account | Paid Amount |
|-----------------------------|------------|-------------------------------------|---|---------------------------------|-------------------|
| | | TRANSFER FROM CHECKING ***** | 8365 06-26-18 BB&T BUSINESS ONLINE TRANSFI 11118 · Manager Ckg 8314 | | -943,720.43 |
| | | | | | -943,720.43 TOTAL |
| 06/26/2018 | | TRANSFER TO CHECKING *****83 | 14 06-26-18 BB&T BUSINESS ONLINE TRANSFEF 11110 · Operating Checking 8365 | | |
| | | TRANSFER FROM CHECKING ***** | 8365 06-26-18 BB&T BUSINESS ONLINE TRANSFI 11118 · Manager Ckg 8314 | | -534.34 |
| | | | | | -534.34 TOTAL |
| 06/28/2018 | | TRANSFER TO CHECKING *****83 | 14 06-28-18 BB&T BUSINESS ONLINE TRANSFEF 11110 · Operating Checking 8365 | | |
| | | TRANSFER FROM CHECKING ***** | 8365 06-28-18 BB&T BUSINESS ONLINE TRANSFI 11118 · Manager Ckg 8314 | | -2,187.58 |
| | | | | | -2,187.58 TOTAL |
| Bill.com | 06/08/2018 | Treaty Oak Homes, LLC | https://app.bill.com/BillPay?id=blp01VWPYMSKL 11002 · Bill.com Money Out Clearing | | |
| 1046 S. Sunset (09/15/2017 | | | Customer Deposit Refund | 14101 · Retail Revenues-W | -50.00 |
| | | | Customer Deposit Refund | 14201 · Retail Revenues-WW | -50.00 |
| | | | | | -100.00 TOTAL |
| Bill.com | 06/08/2018 | Tyson Dever | https://app.bill.com/BillPay?id=blp01KXCQYGPE 11002 · Bill.com Money Out Clearing | | |
| 262 Limestone | 09/21/2017 | | Customer Deposit Refund | 14101 · Retail Revenues-W | -0.02 |
| | | | Customer Deposit Refund | 14201 · Retail Revenues-WW | -0.03 |
| | | | | | -0.05 TOTAL |
| Bill.com | 06/21/2018 | United Site Services of Texas, Inc. | https://app.bill.com/BillPay?id=blp01UEDMZQCN 11002 · Bill.com Money Out Clearing | | |
| 114-6827091 | 05/30/2018 | | Lakepointe | 16290 · Other Expense-WW | -95.37 |
| | | | | | -95.37 TOTAL |
| E-pay | 06/01/2018 | United States Treasury | 30-0713672 QB Tracking # -1889454082 | 11117 · Payroll Ckg 8322 | |
| | | | 30-0713672 QB Tracking # -1889454082 | 12301 · Federal Withholding | -6,736.00 |
| | | | 30-0713672 QB Tracking # -1889454082 | 12302 · Social Security | -4,971.31 |
| | | | 30-0713672 QB Tracking # -1889454082 | 12302 · Social Security | -4,971.31 |
| | | | 30-0713672 QB Tracking # -1889454082 | 12303 · Medicare | -1,162.62 |
| | | | 30-0713672 QB Tracking # -1889454082 | 12303 · Medicare | -1,162.62 |
| | | | | | -19,003.86 TOTAL |
| E-pay | 06/16/2018 | United States Treasury | 30-0713672 QB Tracking # -1539590082 | 11117 · Payroll Ckg 8322 | |
| | | | 30-0713672 QB Tracking # -1539590082 | 12301 · Federal Withholding | -6,445.00 |
| | | | 30-0713672 QB Tracking # -1539590082 | 12302 · Social Security | -4,808.39 |
| | | | 30-0713672 QB Tracking # -1539590082 | 12302 · Social Security | -4,808.39 |
| | | | 30-0713672 QB Tracking # -1539590082 | 12303 · Medicare | -1,124.59 |
| | | | 30-0713672 QB Tracking # -1539590082 | 12303 · Medicare | -1,124.59 |
| | | | | | -18,310.96 TOTAL |
| E-pay | 06/28/2018 | United States Treasury | 30-0713672 QB Tracking # -1180666082 | 11117 · Payroll Ckg 8322 | |
| | | | 30-0713672 QB Tracking # -1180666082 | 12301 · Federal Withholding | -6,137.00 |
| | | | 30-0713672 QB Tracking # -1180666082 | 12302 · Social Security | -4,721.33 |
| | | | 30-0713672 QB Tracking # -1180666082 | 12302 · Social Security | -4,721.33 |
| | | | 30-0713672 QB Tracking # -1180666082 | 12303 · Medicare | -1,104.15 |
| | | | 30-0713672 QB Tracking # -1180666082 | 12303 · Medicare | -1,104.15 |
| | | | | | -17,787.96 TOTAL |
| Bill.com | 06/14/2018 | USABlueBook | https://app.bill.com/BillPay?id=blp01RHRCVCDY 11002 · Bill.com Money Out Clearing | | |
| 580018 | 05/23/2018 | | Repair& Maintenance | 16101 · Maintenance & Repairs-W | -831.25 |
| | | | | | -831.25 TOTAL |
| Bill.com | 06/21/2018 | USABlueBook | https://app.bill.com/BillPay?id=blp01OUADENEP 11002 · Bill.com Money Out Clearing | | |
| 587305 | 06/01/2018 | | Repair& Maintenance | 16101 · Maintenance & Repairs-W | -147.05 |

| Num | Date | Name | Memo | Account | Paid Amount |
|-------------------|------------|------------------------------------|--|-------------------------------|------------------|
| | | | | | -147.05 TOTAL |
| Bill.com | 06/21/2018 | USIC Locating Services, LLC | https://app.bill.com/BillPay?id=blp01ADSQSDHK 11002 · Bill.com Money Out Clearing | | |
| 288131 | 05/31/2018 | | Locating Services- 5/1/18 - 5/31/18 | 16180 · Contracted Services-W | -4,003.61 |
| | | | | | -4,003.61 TOTAL |
| Bill.com | 06/08/2018 | Victor & Elaine Guggenheim | https://app.bill.com/BillPay?id=blp01GNGADUUU 11002 · Bill.com Money Out Clearing | | |
| 11708 Sterling P | 04/06/2018 | | Customer Deposit Refund | 14101 · Retail Revenues-W | -12.60 |
| | | | Customer Deposit Refund | 14201 · Retail Revenues-WW | -12.59 |
| | | | | | -25.19 TOTAL |
| Bill.com | 06/08/2018 | Viju Limited Partnership, LLC | https://app.bill.com/BillPay?id=blp01RWFUESTV 11002 · Bill.com Money Out Clearing | | |
| 11029 Signal Hill | 04/25/2018 | | Customer Deposit Refund | 14101 · Retail Revenues-W | -17.16 |
| | | | Customer Deposit Refund | 14201 · Retail Revenues-WW | -17.15 |
| | | | | | -34.31 TOTAL |
| Bill.com | 06/08/2018 | Vintage Estate Homes | https://app.bill.com/BillPay?id=blp01VKFRIJBOG 11002 · Bill.com Money Out Clearing | | |
| 137 Heartwood | 01/22/2018 | | Customer Deposit Refund | 14101 · Retail Revenues-W | -20.03 |
| | | | Customer Deposit Refund | 14201 · Retail Revenues-WW | -20.04 |
| | | | | | -40.07 TOTAL |
| Bill.com | 06/12/2018 | Vintage IT Services | https://app.bill.com/BillPay?id=blp01PVGARSHR 11002 · Bill.com Money Out Clearing | | |
| 18-37797 | 05/21/2018 | | IT Services- June 2018 | 17507 · IT Support Services | -3,157.00 |
| | | | | | -3,157.00 TOTAL |
| Bill.com | 06/08/2018 | Wade Gilbreath and Brittany Pena | https://app.bill.com/BillPay?id=blp01ORETOWLF 11002 · Bill.com Money Out Clearing | | |
| 560 Bluff Woods | 02/14/2018 | | Customer Deposit Refund | 14101 · Retail Revenues-W | -263.53 |
| | | | Customer Deposit Refund | 14201 · Retail Revenues-WW | -263.53 |
| | | | | | -527.06 TOTAL |
| Bill.com | 06/01/2018 | Wastewater Transport Services, LLC | https://app.bill.com/BillPay?id=blp01RSVSJNMJ 11002 · Bill.com Money Out Clearing | | |
| A47941 | 05/11/2018 | | Bohls WWTP | 16240 · Sludge Disposal-WW | -1,320.00 |
| | | | | | -1,320.00 TOTAL |
| Bill.com | 06/01/2018 | Wastewater Transport Services, LLC | https://app.bill.com/BillPay?id=blp01RSOPUULS 11002 · Bill.com Money Out Clearing | | |
| A47942 | 05/11/2018 | | Lift Station #11 | 16240 · Sludge Disposal-WW | -840.00 |
| | | | | | -840.00 TOTAL |
| Bill.com | 06/01/2018 | Wastewater Transport Services, LLC | https://app.bill.com/BillPay?id=blp01CNTRPHBF 11002 · Bill.com Money Out Clearing | | |
| A47943 | 05/11/2018 | | Lift Station #5 | 16240 · Sludge Disposal-WW | -1,080.00 |
| | | | | | -1,080.00 TOTAL |
| Bill.com | 06/08/2018 | Wastewater Transport Services, LLC | https://app.bill.com/BillPay?id=blp01IDHBITNOX 11002 · Bill.com Money Out Clearing | | |
| A48083 | 05/01/2018 | | Sludge Disposal-Bohls WWTP | 16240 · Sludge Disposal-WW | -21,275.00 |
| | | | | | -21,275.00 TOTAL |
| Bill.com | 06/08/2018 | Wastewater Transport Services, LLC | https://app.bill.com/BillPay?id=blp01JXLGJFMY 11002 · Bill.com Money Out Clearing | | |
| A48093 | 05/01/2018 | | Sludge Disposal-Lake Pointe WWTP | 16240 · Sludge Disposal-WW | -24,725.00 |
| | | | | | -24,725.00 TOTAL |
| Bill.com | 06/08/2018 | Wastewater Transport Services, LLC | https://app.bill.com/BillPay?id=blp01DPQFBIWPL 11002 · Bill.com Money Out Clearing | | |
| A48086 | 05/01/2018 | | Sludge Disposal- WTP | 16140 · Sludge Disposal-W | -19,920.00 |
| | | | | | -19,920.00 TOTAL |

| Num | Date | Name | Memo | Account | Paid Amount |
|---------------|------------|------------------------------------|---|-------------------------------------|-----------------|
| Bill.com | 06/27/2018 | Wastewater Transport Services, LLC | https://app.bill.com/BillPay?id=blp01YFDQPQYZ | 11002 · Bill.com Money Out Clearing | |
| A48519 | 06/08/2018 | | Sludge Disposal- Lake Pointe WWTP | 16240 · Sludge Disposal-WW | -1,200.00 |
| | | | | | -1,200.00 TOTAL |
| Bill.com | 06/27/2018 | Wastewater Transport Services, LLC | https://app.bill.com/BillPay?id=blp01CDUYXVBK | 11002 · Bill.com Money Out Clearing | |
| A42021 | 06/09/2018 | | Sludge Disposal-WTP | 16140 · Sludge Disposal-W | -2,218.75 |
| | | | | | -2,218.75 TOTAL |
| Bill.com | 06/27/2018 | Wastewater Transport Services, LLC | https://app.bill.com/BillPay?id=blp01HIVUFUQGI | 11002 · Bill.com Money Out Clearing | |
| A48518 | 06/08/2018 | | Sludge Disposal-Lift Station #5 | 16240 · Sludge Disposal-WW | -840.00 |
| | | | | | -840.00 TOTAL |
| Bill.com | 06/27/2018 | Wastewater Transport Services, LLC | https://app.bill.com/BillPay?id=blp01BGKSOTHR | 11002 · Bill.com Money Out Clearing | |
| A47840 | 05/22/2018 | | Camera Service - LIne Inspection for Roots | 16201 · Maintenance & Repairs-WW | -555.00 |
| | | | | | -555.00 TOTAL |
| Bill.com | 06/27/2018 | Wastewater Transport Services, LLC | https://app.bill.com/BillPay?id=blp01OFZXLCYE | 11002 · Bill.com Money Out Clearing | |
| A48517 | 06/08/2018 | | Sludge Disposal-Lift Station #11 | 16240 · Sludge Disposal-WW | -840.00 |
| | | | | | -840.00 TOTAL |
| Bill.com | 06/27/2018 | Wastewater Transport Services, LLC | https://app.bill.com/BillPay?id=blp01WWROJMZ | 11002 · Bill.com Money Out Clearing | |
| A48516 | 06/08/2018 | | Sludge Disposal-Bohl's WWTP | 16240 · Sludge Disposal-WW | -1,080.00 |
| | | | | | -1,080.00 TOTAL |
| Bill.com | 06/27/2018 | Wastewater Transport Services, LLC | https://app.bill.com/BillPay?id=blp01SLADZJOSE | 11002 · Bill.com Money Out Clearing | |
| A48372 | 06/05/2018 | | Emergency Service: Grinder Station Pumping-11407 | 16201 · Maintenance & Repairs-WW | -1,017.50 |
| | | | | | -1,017.50 TOTAL |
| Bill.com | 06/27/2018 | Wastewater Transport Services, LLC | https://app.bill.com/BillPay?id=blp01SQKBLFVQ | 11002 · Bill.com Money Out Clearing | |
| A42022 | 06/10/2018 | | Pumping for Repairs-WTP | 16101 · Maintenance & Repairs-W | -1,193.75 |
| | | | | | -1,193.75 TOTAL |
| Bill.com | 06/27/2018 | Wastewater Transport Services, LLC | https://app.bill.com/BillPay?id=blp01SCJHOYXB | 11002 · Bill.com Money Out Clearing | |
| A48156 | 06/11/2018 | | Pumping for Repairs-Lakepointe WWTP | 16201 · Maintenance & Repairs-WW | -971.25 |
| | | | | | -971.25 TOTAL |
| Bill.com | 06/08/2018 | Z&H Construction LTD. | https://app.bill.com/BillPay?id=blp01PEURRNM | 11002 · Bill.com Money Out Clearing | |
| 5609 Laceback | 07/28/2017 | | Customer Deposit Refund | 14101 · Retail Revenues-W | -2.38 |
| | | | Customer Deposit Refund | 14201 · Retail Revenues-WW | -2.39 |
| | | | | | -4.77 TOTAL |

ITEM C



Murfee Engineering Company

June 20, 2018

Mr. Scott Roberts, President and
Board of Directors
West Travis County Public Utility Agency
12117 Bee Cave Road, Building 3, Suite 120
Bee Cave, Texas 78738

**Re: WTCPUA 1340 Elevated Storage Tank
Contractor's Application for Payment No. 4**

Mr. Roberts and Board:

Enclosed is Application for Payment No. 4 from Landmark Structures I, L.P. for the period ending June 25th, 2018. We have reviewed this application for payment, concur with the items and quantities, and recommend approval and payment in the amount of eleven thousand, three hundred sixty-nine dollars and sixty cents (\$11,369.60). This application for payment is broken down as follows:

| | |
|-------------------------------------|--------------------|
| Original Contract Price: | \$1,729,000.00 |
| Change Order No. _ Price: | -- |
| Total Completed and Stored to Date: | \$252,264.00 |
| Retainage (5%): | \$12,613.20 |
| Previous Payments: | \$228,281.20 |
| Amount Due this Application: | \$11,369.60 |
| Balance to Finish, Plus Retainage: | \$1,489,349.20 |

If you have any questions, please do not hesitate to contact me.

Sincerely,

A handwritten signature in blue ink, appearing to read 'Eelhard Meneses', is written over a horizontal line.

Eelhard Meneses, P.E.
Project Manager

cc: Robert Pugh, P.E. – WTCPUA
Judith Coker – WTCPUA
Dennis Lozano, P.E. – MEC
MEC File No. 11051.101

P:\West Travis County PUA - MEC\1340 Elevated Storage Tank and Pump Station Upgrade\CONSTRUCTION ADMIN\PAY APP\COVER
LETTER PAY APP #4.doc

Contractor's Application for Payment No. 4

| | | | |
|---|--|-----------------------------------|---|
| Application Period: From 05/26/18 To 06/25/18 | | Application Date: 06/25/18 | |
| To (Owner): | West Travis County Public Utility Agency | | Via (Engineer) Murfee Engineering Company, Inc. |
| Project/Contract | 1340 Elevated Storage Tank | | |
| Owner's Contract No.: | Contractor's Project No.: 1596 | Engineer's Project No.: 11051.101 | |

APPLICATION FOR PAYMENT



| Change Order Summary | | | |
|------------------------|-----------|------------|--------|
| Approved Change Orders | | | |
| Number | Additions | Deductions | |
| | | | |
| | | | |
| | | | |
| | | | |
| | | | |
| | | | |
| | | | |
| | | | |
| TOTALS | | \$0.00 | \$0.00 |
| NET CHANGE BY | | | |
| CHANGE ORDERS | | | \$0.00 |

CONTRACTOR'S CERTIFICATION

The Undersigned Contractor certifies that: (1) all previous progress payments received from Owner on account of Work done under the Contract have been applied on account to discharge Contractor's legitimate obligations incurred in connection with Work covered by prior Applications for Payment; (2) title of all Work, materials and equipment incorporated in said Work or otherwise listed in or covered by this Application for Payment will pass to Owner at time of payment free and clear of all Liens, security interests and encumbrances (except such as are covered by a Bond acceptable to Owner indemnifying Owner against any such Liens, security interest or encumbrances); all Work covered by this Application for Payment is in accordance with the Contract Documents and is not defective.

| | |
|---|----------------|
| By:  | Date: 06/25/18 |
| Project Manager | |

1. ORIGINAL CONTRACT PRICE \$ 1,729,000.00
2. Net change by Change Orders \$ 0.00
3. CURRENT CONTRACT PRICE (Line 1 +/- 2) \$ 1,729,000.00
4. TOTAL COMPLETED AND STORED TO DATE \$ 252,264.00
5. RETAINAGE:
 - a. 5% x 252,264.00 Work Completed \$ 12,613.20
 - b. 5% x 0.00 Stored Material \$ 0.00
 - c. Total Retainage (Line 5a + Line 5b) \$ 12,613.20
6. AMOUNT ELIGIBLE TO DATE (Line 4 - Line 5c) \$ 239,650.80
7. LESS PREVIOUS PAY REQUEST (Line 6 from prior Application) \$ 228,281.20
8. AMOUNT DUE THIS APPLICATION \$ 11,369.60
9. BALANCE TO FINISH, PLUS RETAINAGE \$ 1,489,349.20
(Line 3 Less Line 6)

| | |
|---|-----------------|
| Payment is recommended by:  | (Date) |
| Payment is recommended by:  | (Date) 06/29/18 |
| Payment is approved by: _____ | (Date) |
| Payment is approved by: _____ | (Date) |

4 PROGRESS BILLING

Owner: West Travis County Public Utility Agency
 Engineer: Murfee Engineering Company, Inc.
 Project: 1340 Elevated Storage Tank

Period From: 05/26/18
 Period To: 06/25/18
 Landmark #: 1596

| Item | Qty | UM | Unit Price | Total | Complete To Date | | Complete Previous | Complete This Period |
|--|------|----|--------------|----------------|------------------|--------------|-------------------|----------------------|
| | | | | | Percent | Amount | | |
| E-1 LOC Restoration | 1887 | SY | 2.00 | 3,774.00 | | | | |
| E-2 Silt Fence | 640 | LF | 2.00 | 1,280.00 | 512 | 1,024.00 | 1,024.00 | |
| E-3 Stabilized Construction Entrance | 1 | EA | 2,000.00 | 2,000.00 | | | | |
| W-1 750,000 Gallon EST | 1 | LS | 1,437,000.00 | 1,437,000.00 | 17.48% | 251,240.00 | 239,272.00 | 11,968.00 |
| W-2 16" Waterline | 34 | LF | 200.00 | 6,800.00 | | | | |
| W-3 20" Waterline | 84 | LF | 250.00 | 21,000.00 | | | | |
| W-4 2-Way Master Meter | 1 | EA | 14,000.00 | 14,000.00 | | | | |
| W-5 Drain Valve Assembly/ Fire Hydrant | 1 | EA | 4,000.00 | 4,000.00 | | | | |
| W-6 16" Tie-in Infrastructure | 1 | LS | 2,000.00 | 2,000.00 | | | | |
| W-7 20" Tie-in Infrastructure | 1 | LS | 2,000.00 | 2,000.00 | | | | |
| W-8 Demolition & Removal of Existing Stand Pipe | 1 | LS | 30,000.00 | 30,000.00 | | | | |
| W-9 Demolition & Removal of Existing Chlorine Buildings | 1 | LS | 5,000.00 | 5,000.00 | | | | |
| W-10 Concrete Valley and Sidewalk | 1 | LS | 2,360.00 | 2,360.00 | | | | |
| W-11 Demolition & Removal of Existing Pneumatic Tank & Assoc. Piping | 1 | LS | 10,000.00 | 10,000.00 | | | | |
| S-1 Gravel Driveway | 109 | SY | 30.00 | 3,270.00 | | | | |
| S-2 Grading | 32 | LF | 40.00 | 1,280.00 | | | | |
| EL-1 Electrical Work | 1 | LS | 113,000.00 | 113,000.00 | | | | |
| TS-1 Trench Safety System | 118 | LF | 2.00 | 236.00 | | | | |
| AL-1 16" Westfall Static Mixer | 1 | EA | 20,000.00 | 20,000.00 | | | | |
| AL-2 Hydrodynamic Mixer | 1 | LS | 50,000.00 | 50,000.00 | | | | |
| Current Contract Amount | | | | \$1,729,000.00 | | \$252,264.00 | \$240,296.00 | \$11,968.00 |
| Change Orders | | | | | | | | |
| Total Change Orders | | | | | | | | |
| Revised Contract Amount | | | | \$1,729,000.00 | | \$252,264.00 | \$240,296.00 | \$11,968.00 |
| Gross Amount Due | | | | | | 252,264.00 | 240,296.00 | 11,968.00 |
| Less Retainage | | | | | | 12,613.20 | 12,014.80 | 598.40 |
| Net Amount | | | | | | 239,650.80 | 228,281.20 | \$11,369.60 |
| Less Previous Unpaid Billings | | | | | | 163,960.50 | | |
| Less Previous Paid Billings | | | | | | 64,320.70 | | |
| | | | | | | \$11,369.60 | | |
| Weather Days Requested This Period | | | | | Current Billing | | \$11,369.60 | |

Supplemental General Conditions - Section 00810

**AFFIDAVIT OF BILLS PAID, PARTIAL LIEN WAIVER AND INDEMNITY
[FOR USE BY CONTRACTOR ONLY]**

THE STATE OF TEXAS §
 §
COUNTY OF TRAVIS §

BEFORE ME, the undersigned authority, on this day personally came and appeared
 Kyle Coldeway known to me to be a credible person, and
 Project Manager of Landmark Structures I, L.P.,
a General Contractor (hereinafter called "Contractor"), and who, being first
duly sworn, upon his oath declares and acknowledges as follows:

2. I am the duly authorized agent for the said Contractor which has authorized me to make this affidavit, to enter into the agreements and to grant the lien waivers herein set forth, on its behalf and as its acts and deeds, and all of the facts and recitations herein are true and correct.

3. Contractor has supplied materials and/or performed labor in connection with the construction of facilities known as WTCPUA 1340 Elevated Storage Tank (the "Facilities") as more particularly described in that one certain Standard Form of Agreement by and between WTCPUA (the "Owner"), and Landmark Structures I, L.P. (the "Contractor")
dated June 25, 2018

4. Contractor has received payment of all sums due Contractor for materials supplied and labor performed in connection with the construction of the Facilities up to and including June 25, 2018,
(the "Release Date").

5. In consideration of the payment by Owner of all said sums and other good and valuable consideration, the receipt of all of which is hereby acknowledged, Contractor has waived and released and, acting herein by and through me, does hereby waive and release, any and all liens, rights and interests (whether choate or inchoate and including, without limitation, all mechanic's and materialman's liens under the Constitution, statutes and laws of the State of Texas) owned, claimed or held, or to be owned, claimed or held by Contractor in and to the Facilities and on any property on which the Facilities are located (such property is referred to herein as the "Land"), or any part thereof, whether real or personal property and whether or not affixed to or severed or severable from the Land, for any materials supplied and labor performed in connection with construction of the Facilities up to and including the Release Date; and the Contractor for itself, its representatives and assigns does release, acquit and forever discharge Owner and his respective successors and assigns, from any and all such claims, debts, demands and causes of action that Contractor has or may have as a result of the same.

6. A full and complete list of all persons and entities which Contractor has engaged or with which Contractor has entered into any contractual arrangement to furnish materials or to perform any labor in connection with any construction or work on the Land or the Facilities up to and including the Release Date is set forth on Exhibit A, attached hereto and incorporated herein for all purposes. Contractor has actual knowledge that all bills owed by Contractor to others for materials furnished and labor performed

Supplemental General Conditions - Section 00810

in connection with any construction or work on the Land or the Facilities up to and including the Release Date have been fully paid and satisfied and Contractor does further warrant, represent and guarantee that if for any reason a claim or claims of a lien or liens are filed for materials furnished or labor performed, or both, by virtue of Contractor's participation in the erection or construction of the Facilities or the participation therein of any individual or entity with whom or with which Contractor has entered into any contractual arrangement, Contractor will immediately furnish a bond pursuant to Sections 53.171 - 53.175 of the Texas Property Code for release of each such lien, and obtain a settlement of all such claims and obtain and furnish to Owner written full releases of all liens in respect of such claims in form and substance satisfactory to Owner all at Contractor's expense; OR IF CONTRACTOR CANNOT OBTAIN SUCH A RELEASE OR RELEASES, CONTRACTOR AGREES TO WHOLLY INDEMNIFY OWNER FOR ANY AND ALL COSTS OWNER MAY INCUR IN SATISFYING SUCH CLAIMS OR REMOVING SUCH LIENS, OR BOTH.

EXECUTED on this the 20 th day of June, 2018

CONTRACTOR

Landmark Structures I, L.P.

By: *Kyle Coldeway*

Print Name: Kyle Coldeway

Title: Project Manager


SWORN TO AND SUBSCRIBED BEFORE ME on this 20 th day of June, 2018

Tami Harrison
Notary Public in and for the State of Texas

Printed Name: Tami Harrison

My Commission Expires: 11-10-2020

THE STATE OF TEXAS §
 §
COUNTY OF TRAVIS §



This instrument was acknowledged before me on the 20 th day of June, 2018,
by Kyle Coldeway, Project Manager of
Landmark Structures I, L.P., a Limited Partnership, on behalf of said
Limited Partnership.

Tami Harrison
Notary Public in and for the State of Texas

Printed Name: Tami Harrison

My Commission Expires: 11-10-2020

ATTACH:

Exhibit A - List of Subcontractors

Supplemental General Conditions - Section 00810

Exhibit "A"
List of Subcontractors

1. _____
2. _____
3. _____
4. _____
5. _____
6. _____
7. _____
8. _____
9. _____
10. _____
11. _____
12. _____
13. _____
14. _____
15. _____
16. _____
17. _____
18. _____
19. _____
20. _____

MEC Records

WTCPUA
1340 ELEVATED STORAGE TANK
CONTRACTOR PAYMENT SUMMARY

Application for Payment No. 1

| | | |
|-------------------------------------|----------|-------------|
| Original Contract Price: | | \$1,729,000 |
| Net Change by Change Orders: | | \$0 |
| Current Contract Price: | | \$1,729,000 |
| Total Completed and Stored to Date: | | \$30,500 |
| Retainage | | |
| 5% Work Completed (D+E): | \$30,500 | \$1,525 |
| 5% Stored Material (F): | \$0 | \$0 |
| Total Retainage:: | | \$1,525 |
| Amount Eligible to Date: | | \$28,975 |
| Less Previous Payments: | | \$0 |
| Amount Due this Application: | | \$28,975 |
| Balance to Finish, Plus Retainage: | | \$1,700,025 |

Application for Payment No. 2

| | | |
|-------------------------------------|-------------|----------------|
| Original Contract Price: | | \$1,729,000.00 |
| Net Change by Change Orders: | | \$0.00 |
| Current Contract Price: | | \$1,729,000.00 |
| Total Completed and Stored to Date: | | \$67,706.00 |
| Retainage | | |
| 5% Work Completed (D+E): | \$67,706.00 | \$3,385.30 |
| 5% Stored Material (F): | \$0.00 | \$0.00 |
| Total Retainage:: | | \$3,385.30 |
| Amount Eligible to Date: | | \$64,320.70 |
| Less Previous Payments: | | \$28,975.00 |
| Amount Due this Application: | | \$35,345.70 |
| Balance to Finish, Plus Retainage: | | \$1,664,679.30 |

Application for Payment No. 3

| | | |
|-------------------------------------|--------------|----------------|
| Original Contract Price: | | \$1,729,000.00 |
| Net Change by Change Orders: | | \$0.00 |
| Current Contract Price: | | \$1,729,000.00 |
| Total Completed and Stored to Date: | | \$240,296.00 |
| Retainage | | |
| 5% Work Completed (D+E): | \$240,296.00 | \$12,014.80 |
| 5% Stored Material (F): | \$0.00 | \$0.00 |
| Total Retainage:: | | \$12,014.80 |
| Amount Eligible to Date: | | \$228,281.20 |
| Less Previous Payments: | | \$64,320.70 |
| Amount Due this Application: | | \$163,960.50 |
| Balance to Finish, Plus Retainage: | | \$1,500,718.80 |

Application for Payment No. 4

| | | |
|-------------------------------------|--------------|----------------|
| Original Contract Price: | | \$1,729,000.00 |
| Net Change by Change Orders: | | \$0.00 |
| Current Contract Price: | | \$1,729,000.00 |
| Total Completed and Stored to Date: | | \$252,264.00 |
| Retainage | | |
| 5% Work Completed (D+E): | \$252,264.00 | \$12,613.20 |
| 5% Stored Material (F): | \$0.00 | \$0.00 |
| Total Retainage:: | | \$12,613.20 |
| Amount Eligible to Date: | | \$239,650.80 |
| Less Previous Payments: | | \$228,281.20 |
| Amount Due this Application: | | \$11,369.60 |
| Balance to Finish, Plus Retainage: | | \$1,489,349.20 |



Murfee Engineering Company

July 1, 2018

Mr. Scott Roberts, President and
Board of Directors
West Travis County Public Utility Agency
12117 Bee Cave Road, Building 3, Suite 120
Bee Cave, Texas 78738

**Re: WTCPUA RWI Expansion and Rehabilitation
Contractor's Application for Payment No. 6**

Mr. Roberts and Board:

Enclosed is Application for Payment No. 6 from Payton Construction, Inc. for the period ending June 30, 2018. We have reviewed this application for payment, conducted site inspections, concur with the items and quantities, and recommend approval and payment in the amount of one hundred ninety-three thousand, one hundred nineteen dollars and zero cents (\$193,119.00). This application for payment is broken down as follows:

| | |
|-------------------------------------|---------------------|
| Original Contract Price: | \$1,132,000.00 |
| Change Order(s): | \$126,263.00 |
| Total Completed and Stored to Date: | \$799,183.00 |
| Retainage (5%): | \$39,959.00 |
| Previous Payments: | \$566,105.00 |
| Amount Due this Application: | \$193,119.00 |
| Balance to Finish, Plus Retainage: | \$499,039.00 |

If you have any questions, please do not hesitate to contact me.

Sincerely,

A blue ink signature of Eelhard Meneses, written in a cursive style.

Eelhard Meneses, P.E.
Project Manager

cc: Robert Pugh, P.E. – WTCPUA
George Murfee, P.E. – MEC
Dennis Lozano, P.E. – MEC
MEC File No. 11051.108

APPLICATION AND CERTIFICATION FOR PAYMENT

OWNER: West Travis County PUA
12117 Bee Cave Rd., Bldg. 3 Ste. 120
Bee Cave, TX 78738

PROJECT: WTC Public Utility Agency Intake Expansion
& Rehabilitation

Engineer Project #: 11051-108

CONTRACTOR: Payton Construction, Inc.
P.O. Box 1734
Wimberley, Texas 78676

ENGINEER: Murfee Engineering Company, Inc.

1101 Capital of Texas HWY South, Bldg. D, Ste. 110
Austin, TX 78746

AIA DOCUMENT G702

APPLICATION NO: 6

APPLICATION DATE: 6/28/18

PERIOD TO: 06/30/18

PCI JOB NO: 222

Distribution to:

| | |
|-------------------------------------|------------|
| <input checked="" type="checkbox"/> | OWNER |
| <input checked="" type="checkbox"/> | ENGINEER |
| <input checked="" type="checkbox"/> | CONTRACTOR |
| <input type="checkbox"/> | |
| <input type="checkbox"/> | |

NOTICE TO PROCEED: 12/11/2017

COMPLETION DATE: 08/15/2018

CONTRACT TIME: 247 CD

CONTRACT TIME USED: 202 CD

CONTRACTOR'S APPLICATION FOR PAYMENT

Application is made for payment, as shown below, in connection with the Contract.
Continuation Sheet, AIA Document G703, is attached.

1. ORIGINAL CONTRACT SUM \$ 1,132,000.00
2. Net change by Change Orders \$ 126,263.00
3. CONTRACT SUM TO DATE (Line 1 + 2) \$ 1,258,263.00
4. TOTAL COMPLETED & STORED TO DATE (Column G on G703) \$ 799,183.00

5. RETAINAGE:
a. 5% of Completed Work \$ 39,959.00
(Column D + E on G703)
b. 5% of Stored Material \$ 50.00
(Column F on G703)
Total Retainage (Lines 5a + 5b or
(Column I of G703)

6. TOTAL EARNED LESS RETAINAGE \$ 39,959.00
(Line 4 Less Line 5 Total) \$ 759,224.00

7. LESS PREVIOUS CERTIFICATES FOR PAYMENT (Line 6 from prior Certificate) \$ 566,105.00
8. CURRENT PAYMENT DUE \$ 193,119.00

9. BALANCE TO FINISH, INCLUDING RETAINAGE (Line 3 less Line 6) \$ 499,039.00

| CHANGE ORDER SUMMARY | ADDITIONS | DEDUCTIONS |
|--|-----------|------------|
| Total changes approved in previous months by Owner | \$0.00 | \$0.00 |
| Total approved this Month | \$0.00 | \$0.00 |
| TOTALS | \$0 | \$0 |
| NET CHANGES by Change Order | \$0 | |

Contractor's Certification

The undersigned Contractor certifies that to the best of its knowledge: (1) all previous progress payments received from Owner on account of Work done under the Contract have been applied on account to discharge Contractor's legitimate obligations incurred in connection with Work covered by prior Applications for Payment, (2) title of all Work, materials and equipment incorporated in said Work or otherwise listed in or covered by this Application for Payment will pass to Owner at time of payment free and clear of all liens, security interests and encumbrances (except such as are covered by a Bond acceptable to Owner indemnifying Owner against any such liens, security interest or encumbrances) and (3) all Work covered by this Application for Payment is in accordance with the Contract Documents and is not defective.

By: Matthew N. Morgan - Project Manager Date: 06/28/2018

ENGINEER / OWNER CERTIFICATE FOR PAYMENT

PAYMENT RECOMMENDED BY:

By: [Signature] (Inspector) Date: 7/2/18

PAYMENT RECOMMENDED BY:

By: [Signature] (Engineer) Date: 7/2/18

PAYMENT APPROVED BY:

By: _____ (Owner) Date: _____

CONTINUATION SHEET

AIA DOCUMENT G703

PROJECT: West Travis County Public Utility Agency Raw Water Intake Expansion and Rehabilitation
 OWNER: West Travis County Public Utility Agency
 ENGINEER: Murfee Engineering Company Inc
 CONTRACTOR: Payton Construction, Inc.

APPLICATION NO: 6
 APPLICATION DATE: 06/28/18
 PERIOD TO: 6/30/2018
 PCI PROJECT NO: 222

| A ITEM NO | B DESCRIPTION OF WORK | C QTY | D UNITS | E SCHEDULED VALUE | F WORK COMPLETED FROM PREVIOUS APPLICATION (D + E) | G WORK COMPLETED THIS PERIOD | H MATERIALS PRESENTLY STORED (NOT IN D O R E) | I TOTAL COMPLETED AND STORED TO DATE (D+E+F) | J % (G + C) CONTR | K BALANCE TO FINISH (C - G) |
|--------------------------|---|----------|------------|-------------------------|--|------------------------------------|--|---|----------------------------|--------------------------------------|
| W1 | 1ea - 9 MGD Pump & 1,000 HP Motor | 1 | EA | \$384,000.00 | \$7,680.00 | \$0.00 | \$0.00 | \$7,680.00 | 2.00% | \$376,320.00 |
| W2 | Demolition and Removal Work | 1 | LS | \$14,000.00 | \$11,900.00 | \$0.00 | \$0.00 | \$11,900.00 | 85.00% | \$2,100.00 |
| W3 | 3ea - 16" Cla-Val Pump Control Valve Model 60-31 | 3 | EA | \$111,000.00 | \$104,740.00 | \$0.00 | \$0.00 | \$104,740.00 | 94.36% | \$6,260.00 |
| W4 | 3ea - 4" Cla-Val Air Release & Vacuum Breaker | 3 | EA | \$12,000.00 | \$11,500.00 | \$0.00 | \$0.00 | \$11,500.00 | 95.83% | \$500.00 |
| W5 | 3ea - 16" AFC Gate Valve | 3 | EA | \$33,000.00 | \$31,220.00 | \$0.00 | \$0.00 | \$31,220.00 | 94.61% | \$1,780.00 |
| W6 | 1ea - 10" AFC Gate Valve | 1 | EA | \$3,500.00 | \$3,500.00 | \$0.00 | \$0.00 | \$3,500.00 | 100.00% | \$0.00 |
| W7 | 1ea - 10" Cla-Val Press. Relief & Surge Anticipator Mod. 52-03 | 1 | EA | \$18,000.00 | \$18,000.00 | \$0.00 | \$0.00 | \$18,000.00 | 100.00% | \$0.00 |
| W8 | Pipes, Fittings, & Appurtenances for Pumps 1,2,&3 | 1 | LS | \$87,000.00 | \$78,300.00 | \$0.00 | \$0.00 | \$78,300.00 | 90.00% | \$8,700.00 |
| W9 | 18 MGD 42" Johnson Intake Screen & 500 gal Hydroburst | 1 | LS | \$155,000.00 | \$83,700.00 | \$71,300.00 | \$0.00 | \$155,000.00 | 100.00% | \$0.00 |
| W10 | 10'X7.5' Concrete Baffle Walls | 1 | LS | \$12,000.00 | \$12,000.00 | \$0.00 | \$0.00 | \$12,000.00 | 100.00% | \$0.00 |
| W11 | Cleaning of PS, Blast & Re-Coat Piping Inside Bldg | 1 | LS | \$27,000.00 | \$540.00 | \$0.00 | \$0.00 | \$540.00 | 2.00% | \$26,460.00 |
| B1 | 48"X83" Entrance Door & Frame | 1 | LS | \$3,000.00 | \$3,000.00 | \$0.00 | \$0.00 | \$3,000.00 | 100.00% | \$0.00 |
| B2 | 2ea - 34"X34" Exhaust Fans | 2 | EA | \$6,000.00 | \$120.00 | \$0.00 | \$0.00 | \$120.00 | 2.00% | \$5,880.00 |
| B3 | 1ea - 8'-7"X4'-7" Roof Hatch w/ Skylight | 1 | EA | \$6,000.00 | \$3,900.00 | \$2,100.00 | \$0.00 | \$6,000.00 | 100.00% | \$0.00 |
| B4 | 3ea - 14'-8"X5'-7" Roof Hatch w/ Skylight | 3 | EA | \$21,000.00 | \$13,650.00 | \$7,350.00 | \$0.00 | \$21,000.00 | 100.00% | \$0.00 |
| B5 | 3ea - 24" Famco Roof Vent | 3 | EA | \$1,500.00 | \$30.00 | \$1,470.00 | \$0.00 | \$1,500.00 | 100.00% | \$0.00 |
| EL1 | Electrical Lighting Upgrades | 1 | LS | \$4,000.00 | \$4,000.00 | \$0.00 | \$0.00 | \$4,000.00 | 100.00% | \$0.00 |
| EL2 A | Electrical Work | 1 | LS | \$203,000.00 | \$182,700.00 | \$0.00 | \$0.00 | \$182,700.00 | 90.00% | \$20,300.00 |
| EL2 B | SCADA Programming | 1 | LS | \$31,000.00 | \$25,420.00 | \$0.00 | \$0.00 | \$25,420.00 | 82.00% | \$5,580.00 |
| CO 1 | Standby Pump, Concrete @ Intake, Air Burst Connection, Clean Wet Well | 1 | LS | \$74,263.00 | \$0.00 | \$74,263.00 | \$0.00 | \$74,263.00 | 100.00% | \$0.00 |
| CO 2 | Air Burst Piping | 1 | LS | \$2,000.00 | \$0.00 | \$46,800.00 | \$0.00 | \$46,800.00 | 90.00% | \$5,200.00 |
| Original Contract Totals | | | | \$1,258,263.00 | \$595,900.00 | \$203,283.00 | \$0.00 | \$799,183.00 | 63.51% | \$459,080.00 |

CHANGE ORDERS

CONDITIONAL WAIVER AND RELEASE ON PROGRESS PAYMENT

Project: WTC Public Utility Agency - Raw Water Intake Expansion and Rehabilitation

On receipt by the signer of this document of a check from West Travis County Public Utility Agency (maker of check) in the sum of \$193,119.00 payable to Payton Construction, Inc. (payee or payees of check) and when the check has been properly endorsed and has been paid by the bank on which it is drawn, this document becomes effective to release any mechanic's lien right, any right arising from a payment bond that complies with a state or federal statute, any common law payment bond right, any claim for payment, and any rights under any similar ordinance, rule, or statute related to claim or payment rights for persons in the signer's position that the signer has on the property of West Travis County Public Utility Agency (owner) located at 12116 Pleasant Panorama View, Austin, Texas 78738 (location) to the following extent Raw Water Intake Expansion and Rehabilitation (job description).

This release covers a progress payment for all labor, services, equipment, or materials furnished to the property or to West Travis County Public Utility Agency (person with whom signer contracted) as indicated in the attached statement(s) or progress payment request(s), except for unpaid retention, pending modifications and changes, or other items furnished.

Before any recipient of this document relies on this document, the recipient should verify evidence of payment to the signer.

The signer warrants that the signer has already paid or will use the funds received from this progress payment to promptly pay in full all of the signer's laborers, subcontractors, materialmen, and suppliers for all work, materials, equipment, or services provided for or to the above referenced project in regard to the attached statement(s) or progress payment request(s).

Date June 28, 2018

Payton Construction, Inc. (Company name)

By Wendell W. Payton (Signature)
Wendell W. Payton

President (Title)

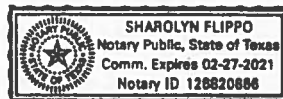
SUBSCRIBED AND SWORN TO BEFORE ME on this June 28, 2018 to certify
Which witness my hand and official seal of office.

Sharolyn Flippo
Notary Public, State of Texas

Sharolyn Flippo

Printed Name of Notary

My Commission Expires February 27, 2021



UNCONDITIONAL WAIVER FOR PROGRESS PAYMENT

UNCONDITIONAL WAIVER AND RELEASE ON PROGRESS PAYMENT

Project: WTC PUA RWI Expansion & Rehab

The signor of this document has been paid and has received progress payments in the sum of **\$155,840.00** for period through **April 25, 2018** for all labor, services, equipment, or materials furnished to the property or to Payton Construction on the property of **West Travis County Public Utility Agency** (owner) located in Travis County, Texas to the following extent: Electrical Equipment Installation

Material, labor and installation of construction related equipment. Through April 25, 2018.

The signer therefore waives and releases any mechanic's lien right, any right arising from a payment bond that complies with a state or federal statute, any common law payment bond right, any claim for payment, and any rights under any similar ordinance, rule, or statute related to claim or payment rights for persons in the signer's position that the signer has on the above referenced Project to the following extent only:

This release covers a progress payment for all labor, services, equipment, or materials furnished to the property or to **Payton Construction** as indicated in the attached statement or progress payment request through the period of April 25, 2018 except for unpaid retention, pending modifications and changes or other items furnished.

The signer warrants that the signer has already paid or will use the funds received from this progress payment to promptly pay the signers laborers, subcontractors and suppliers for services provided for or to the above project in regard to the attached statement(s) or progress payment request(s).

Date: 6-28-18

T. Morales Company

By: Tina Morales-Eldridge (signature)

President of G.P. (title)

THE STATE OF TEXAS

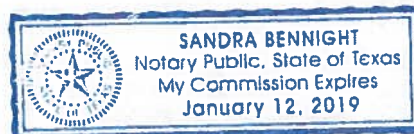
COUNTY OF WILLIAMSON

THIS INSTRUMENT WAS ACKNOWLEDGED BEFORE ME ON THE 28 DAY OF June 2018 BY Tina Morales-Eldridge, PRESIDENT OF THE G.P. OF T. MORALES COMPANY, ON BEHALF OF SAID COMPANY.

NOTARY PUBLIC, STATE OF TEXAS MY COMMISSION EXPIRES: 1/12/19

NOTARY PUBLIC, STATE OF TEXAS

Sandra Bennight



Bidding Requirements, Contract Forms & Conditions of the Contract
Supplementary Conditions Forms – Section 00810

SUBCONTRACTOR'S LIEN WAIVER

THE STATE OF TEXAS §

§

COUNTY OF TRAVIS §

BEFORE ME, the undersigned authority, personally appeared Philip C Wolfe, who, being by me duly sworn, states as follows:

I. My name is Philip Wolfe, I am COO of Chapman Marine (hereinafter referred to as "Subcontractor").

Subcontractor has provided materials or performed work in conjunction with the construction of certain facilities known as WTCPUA Raw Water Intake Expansion and Rehabilitation (the "Facilities") as more particularly described in that one certain Standard Form of Agreement by and between WTCPUA (the "Owner"), Payton Construction and Payton Construction ("Contractor"), dated 29 June 18.

II. For and in consideration of the payment to Subcontractor of all sums now due and owing or to be due and owing for the construction of the Facilities, Subcontractor does hereby waive and release any and all liens (and all rights to hereafter perfect any lien) on the Facilities and on any property on which the Facilities are located (collectively, the Facilities and such property are referred to herein as the "Property") for any work performed or materials supplied prior to the date set forth herein below. Without limitation on the foregoing, Subcontractor hereby releases and discharges the Property, the Owner, and any and all other parties from all indebtedness and obligations of whatsoever character against them or the Property in connection with the construction of the Facilities and, in addition, releases and discharges the Property from any and all liens and charges of every character held by the undersigned, whether the liens be contractual, statutory, or constitutional, and further whether said liens are evidenced by lien claim affidavits or not and whether filed for record in the Office of the County Clerk of the county where the Property is located, or not; it being the intention to relinquish, and release the Property to Owner completely free and clear of all liens and lien claims of every character asserted by the undersigned. This release and waiver of liens is effective for all labor, materials, specially fabricated materials and/or services furnished up to and including the date hereof, and further the undersigned states that all persons, parties and entities that have furnished or performed work and/or furnished materials, specially fabricated materials, and supplies for use in connection with the construction of the Facilities claiming through or under the undersigned have been fully paid all amounts that may be due and owing and the undersigned does hereby agree to hold the Owner harmless from any loss, cost or expense incurred by virtue of any claims against them on account of the unpaid bills for labor performed or materials furnished by any such party.

Acknowledgment by Individual

State of

Texas

County of

BrazoriaOn this 29th day of June, 20 18, before me, Kelby Ellis
Name of Notary Public

the undersigned Notary Public, personally appeared


Philip C Wolfe

Name of Signer(s)

☐ Proved to me on the oath of _____☐ Personally known to me☒ Proved to me on the basis of satisfactory evidence TXDL
(Description of ID)

to be the person(s) whose name(s) is/are subscribed to the within instrument, and acknowledged that he/she/they executed it.

WITNESS my hand and official seal.



Notary Seal

Kelby Ellis
(Signature of Notary Public)My commission expires 08/16/2021Optional: A thumbprint is
only needed if state statutes
require a thumbprint.Right Thumbprint
of Signer

Top of thumb here

For Bank Purposes Only

Description of Attached Document

Type or Title of Document

Subcontractors lien waiver

Document Date

June 29, 2018

Number of Pages

1

Signer(s) Other Than Named Above

None

F001-00000DSG5350-01

MEC Records

WTCPUA
RAW WATER INTAKE EXPANSION AND REHABILITATION

CONTRACTOR PAYMENT SUMMARY

Application for Payment No. 5

| | | |
|-------------------------------------|--------------|----------------|
| Original Contract Price: | | \$1,132,000.00 |
| Net Change by Change Orders: | | \$0.00 |
| Current Contract Price: | | \$1,132,000.00 |
| Total Completed and Stored to Date: | | \$595,900.00 |
| Retainage | | |
| 5% Work Completed (D+E): | \$595,900.00 | \$29,795.00 |
| 5% Stored Material (F): | \$0.00 | \$0.00 |
| Total Retainage:: | | \$29,795.00 |
| Amount Eligible to Date: | | \$566,105.00 |
| Less Previous Payments: | | \$462,812.45 |
| Amount Due this Application: | | \$103,292.55 |
| Balance to Finish, Plus Retainage: | | \$565,895.00 |

Application for Payment No. 6

| | | |
|-------------------------------------|--------------|----------------|
| Original Contract Price: | | \$1,132,000.00 |
| Net Change by Change Orders: | | \$126,263.00 |
| Current Contract Price: | | \$1,258,263.00 |
| Total Completed and Stored to Date: | | \$799,183.00 |
| Retainage | | |
| 5% Work Completed (D+E): | \$799,183.00 | \$39,959 |
| 5% Stored Material (F): | \$0.00 | \$0.00 |
| Total Retainage:: | | \$39,959 |
| Amount Eligible to Date: | | \$759,224 |
| Less Previous Payments: | | \$566,105.00 |
| Amount Due this Application: | | \$193,119 |
| Balance to Finish, Plus Retainage: | | \$499,039 |

SECTION 00 62 76
APPLICATION FOR PAYMENT FORM

Contractor's Application for Payment No.

6

| | | | | |
|----------------|---|------|--------------|--------------------------------------|
| Contract Time: | <u>252</u> | Days | Project No.: | <u>23008.33</u> |
| Elapsed Time: | <u>178</u> | Days | Period: | <u>6/6/2018</u> To: <u>7/11/2018</u> |
| Project Name: | <u>Tank and Pump Station Coating Imp.</u> | | Engineer: | <u>CP&Y, Inc.</u> |
| Owner: | <u>West Travis County PUA</u> | | Contractor: | <u>CFG Industries, LLC</u> |

| | | | |
|-----|---|-----------|-------------------|
| 1. | Original Contract Amount..... | \$ | 654,500.00 |
| 2. | Owners Change Orders Thru No. 2 | \$ | 57,682.00 |
| 3. | Total Current Contract Amount | \$ | 712,182.00 |
| 4. | Total Completed To Date | \$ | 521,482.00 |
| 5. | Total Materials Stored To Date | \$ | - |
| 6. | Total Completed And Stored To Date | \$ | 521,482.00 |
| 7. | Retainage (5% Of Line 6) | \$ | 26,074.10 |
| 8. | Total Completed, Less Retainage | \$ | 495,407.90 |
| 9. | Less Amount Of Previous Estimates | \$ | 386,668.05 |
| 10. | <u>Amount Due This Application</u> | \$ | 108,739.85 |

| | | | |
|-----|---|----|------------|
| 11. | Balance To Finish, Plus Retainage (Line 3 - Line 6) | \$ | 216,774.10 |
| 12. | Percent Completed To Date (Line 6 : Line 3) | \$ | 73.22% |

Contractor's Certification

The undersigned Contractor certifies that to the best of its knowledge: (1) all previous progress payments received from Owner on account of Work done under the Contract have been applied on account to discharge Contractor's legitimate obligations incurred in connection with Work covered by prior Applications for Payment; (2) title of all Work, materials and equipment incorporated in said Work or otherwise listed in or covered by this Application for Payment will pass to Owner at time of payment free and clear of all Liens, security interests and encumbrances (except such as are covered by a Bond acceptable to Owner indemnifying Owner against any such Liens, security interest or encumbrances); and (3) all Work covered by this Application for Payment is in accordance with the Contract Documents and is not defective.

By:



Date:

07/11/2018

Payment of:

\$ 108,739.85


(Line 10 or other - attach explanation of the other amount)



07/11/2018

Inspector's Approval of Quantities

Recommended by:



(Engineer)

7/12/2018

(Date)

Payment of:

\$

(Line 10 or other - attach explanation of the other amount)

is approved by:

(Owner)

(Date)

West Travis County PUA
Tank and Pump Station Coating Improvements
PROJECT NUMBER: 17-060-0137
CFG INDUSTRIES, LLC.
PAYMENT APPLICATION No. 6
Work Completed Through: 07/11/2018

| ITEM | QTY | UNIT | DESCRIPTION OF ITEM | UNIT RATE | CONTRACT AMOUNT | COMPL. PREVIOUS | COMPL. TO DATE | AMOUNT THIS PERIOD | AMOUNT TO DATE | BALANCE TO FINISH | RETAINAGE |
|------------------------|-----|------|---|-------------|--------------------|--------------------|-------------------|-----------------------|----------------|----------------------|------------|
| Base Unit Items | | | | | | | | | | | |
| 1.00 | | | General Conditions | | | | | | | | |
| 1.01 | 1 | LS | Mobilization, Bonds and Insurance | \$59,500.00 | \$59,500.00 | 1.00 | 1.00 | \$0.00 | \$59,500.00 | \$0.00 | \$2,975.00 |
| 1.02 | 1 | LS | Traffic Control, Signs, Barricades and Plan | \$1,500.00 | \$1,500.00 | | | \$0.00 | \$0.00 | \$1,500.00 | \$0.00 |
| 1.03 | 1 | LS | Errosion Control and Site Containment | \$6,500.00 | \$6,500.00 | 1.00 | 1.00 | \$0.00 | \$6,500.00 | \$0.00 | \$325.00 |
| | | | | | | | | | | | |
| 2.00 | | | Site Work | | | | | | | | |
| 2.01 | | | Bee Cave Pump Station and Storage Tank | | | | | | | | |
| 2.01.1 | 1 | LS | Clean all pump station piping, valves, fittings, appurtenances | \$2,000.00 | \$2,000.00 | 1.00 | 1.00 | \$0.00 | \$2,000.00 | \$0.00 | \$100.00 |
| 2.01-1 | 1 | LS | Paint all pump station piping, valves, fittings, appurtenances | \$4,000.00 | \$4,000.00 | 1.00 | 1.00 | \$0.00 | \$4,000.00 | \$0.00 | \$200.00 |
| 2.01.2 | 1 | LS | 0.5 MG GST logo removal | \$1,500.00 | \$1,500.00 | 0.50 | 1.00 | \$750.00 | \$1,500.00 | \$0.00 | \$75.00 |
| 2.01.3 | 1 | LS | Blast and Coat Tank piping, valves, and appurtenances painting | \$4,500.00 | \$4,500.00 | | | \$0.00 | \$0.00 | \$4,500.00 | \$0.00 |
| 2.01.3-1 | 1 | LS | Blast and Coat Tank piping, valves, and appurtenances painting | \$3,000.00 | \$3,000.00 | | | \$0.00 | \$0.00 | \$3,000.00 | \$0.00 |
| 2.01.4 | 1 | LS | Blast and Paint GST Overflow Pipe | \$3,600.00 | \$3,600.00 | 0.50 | 1.00 | \$1,800.00 | \$3,600.00 | \$0.00 | \$180.00 |
| | | | | | | | | | | | |
| 2.02 | | | County Line Pump Stations and Storage Tank | | | | | | | | |
| 2.02.1 | 1 | LS | Clean all pump station piping, valves, fittings, appurtenances, etc | \$9,250.00 | \$9,250.00 | 0.80 | 1.00 | \$1,850.00 | \$9,250.00 | \$0.00 | \$462.50 |
| 2.02.1-1 | 1 | LS | Paint all pump station piping, valves, fittings, appurtenances, etc | \$12,250.00 | \$12,250.00 | 0.80 | 1.00 | \$2,450.00 | \$12,250.00 | \$0.00 | \$612.50 |
| 2.02.2 | 1 | LS | Building repair/improvements | \$15,000.00 | \$15,000.00 | | | \$0.00 | \$0.00 | \$15,000.00 | \$0.00 |
| 2.02.3 | 1 | LS | Blast one (1) 0.5 MG GSTs (interior) | \$36,000.00 | \$36,000.00 | 1.00 | 1.00 | \$0.00 | \$36,000.00 | \$0.00 | \$1,800.00 |
| 2.02.3-1 | 1 | LS | Paint one (1) 0.5 MG GSTs (interior) Reactamine | \$47,780.00 | \$47,780.00 | 1.00 | 1.00 | \$0.00 | \$47,780.00 | \$0.00 | \$2,389.00 |
| 2.02.3-2 | 1 | LS | Blast one (1) 0.5 MG GSTs (exterior) | \$24,000.00 | \$24,000.00 | | | \$0.00 | \$0.00 | \$24,000.00 | \$0.00 |
| 2.02.3-3 | 1 | LS | Paint one (1) 0.5 MG GSTs (exterior) | \$16,000.00 | \$16,000.00 | | | \$0.00 | \$0.00 | \$16,000.00 | \$0.00 |
| 2.02.4 | 1 | LS | Blast one (1) 0.5 MG GSTs piping /valves & appurtenances | \$5,000.00 | \$5,000.00 | | | \$0.00 | \$0.00 | \$5,000.00 | \$0.00 |
| 2.02.4-1 | 1 | LS | Paint one (1) 0.5 MG GSTs piping /valves & appurtenances | \$3,500.00 | \$3,500.00 | | | \$0.00 | \$0.00 | \$3,500.00 | \$0.00 |
| 2.02.5 | 1 | LS | Blast one (1) 0.5 MG GSTs (interior) | \$36,000.00 | \$36,000.00 | 1.00 | 1.00 | \$0.00 | \$36,000.00 | \$0.00 | \$1,800.00 |
| 2.02.5-1 | 1 | LS | Paint one (1) 0.5 MG GSTs (interior) Reactamine | \$45,402.00 | \$45,402.00 | 1.00 | 1.00 | \$0.00 | \$45,402.00 | \$0.00 | \$2,270.10 |
| 2.02.5-2 | 1 | LS | Blast one (1) 0.5 MG GSTs (exterior) | \$24,000.00 | \$24,000.00 | | | \$0.00 | \$0.00 | \$24,000.00 | \$0.00 |
| 2.02.5-3 | 1 | LS | Paint one (1) 0.5 MG GSTs (exterior) | \$16,000.00 | \$16,000.00 | | | \$0.00 | \$0.00 | \$16,000.00 | \$0.00 |
| 2.02.6 | 1 | LS | Blast one (1) 0.5 MG GSTs piping /valves & appurtenances | \$5,000.00 | \$5,000.00 | | | \$0.00 | \$0.00 | \$5,000.00 | \$0.00 |
| 2.02.6-1 | 1 | LS | Paint one (1) 0.5 MG GSTs piping /valves & appurtenances | \$3,500.00 | \$3,500.00 | | | \$0.00 | \$0.00 | \$3,500.00 | \$0.00 |

| | | | | | | | | | | | |
|-------------|---|----|---|-------------|-------------|------|------|-------------|-------------|-------------|----------|
| 2.02.7 | 1 | LS | Remove and Replace Pipe Supports | \$1,000.00 | \$1,000.00 | | | \$0.00 | \$0.00 | \$1,000.00 | \$0.00 |
| 2.02.8 | 1 | LS | Exterior Pump Station piping and pumps | \$17,000.00 | \$17,000.00 | | 1.00 | \$17,000.00 | \$17,000.00 | \$0.00 | \$850.00 |
| | | | | | | | | | | | |
| 2.03 | | | <i>Crystal Mountain Elevated Storage Tank</i> | | | | | | | | |
| 2.03.1 | 1 | LS | Power wash and clean tank and pedestal exterior | \$13,000.00 | \$13,000.00 | 1.00 | 1.00 | \$0.00 | \$13,000.00 | \$0.00 | \$650.00 |
| 2.03.2 | 1 | LS | Repair Overflow Flapper | \$500.00 | \$500.00 | | | \$0.00 | \$0.00 | \$500.00 | \$0.00 |
| 2.03.3 | 1 | LS | Remove all Debris and Staining | \$8,000.00 | \$8,000.00 | 1.00 | 1.00 | \$0.00 | \$8,000.00 | \$0.00 | \$400.00 |
| 2.03.4 | 1 | LS | Mild Soap and Bleach Cleaning on EST | \$4,500.00 | \$4,500.00 | 1.00 | 1.00 | \$0.00 | \$4,500.00 | \$0.00 | \$225.00 |
| | | | | | | | | | | | |
| 2.04 | | | <i>Dripping Springs Elevated Storage Tank</i> | | | | | | | | |
| 2.04.1 | 1 | LS | Power wash and clean tank roof to remove all debris and staining | \$8,500.00 | \$8,500.00 | 1.00 | 1.00 | \$0.00 | \$8,500.00 | \$0.00 | \$425.00 |
| 2.04.2 | 1 | LS | Remove 'LCRA' panel/sign from pedestal | \$500.00 | \$500.00 | 1.00 | 1.00 | \$0.00 | \$500.00 | \$0.00 | \$25.00 |
| | | | | | | | | | | | |
| 2.05 | | | <i>Hamilton Pool Road Pump Station and Storage Tank</i> | | | | | | | | |
| 2.05.1 | 1 | LS | Clean all pump station piping, valves, fittings, appurtenances | \$2,500.00 | \$2,500.00 | 1.00 | 1.00 | \$0.00 | \$2,500.00 | \$0.00 | \$125.00 |
| 2.05.1-1 | 1 | LS | Paint all pump station piping, valves, fittings, appurtenances | \$4,000.00 | \$4,000.00 | 1.00 | 1.00 | \$0.00 | \$4,000.00 | \$0.00 | \$200.00 |
| 2.05.2 | 1 | LS | Repair/Replace GST screen on tank vent | \$500.00 | \$500.00 | 1.00 | 1.00 | \$0.00 | \$500.00 | \$0.00 | \$25.00 |
| | | | | | | | | | | | |
| 2.06 | | | <i>Home Depot Pump Station and Storage Tanks</i> | | | | | | | | |
| 2.06.1 | 1 | LS | Clean all pump station skid/platform, piping, valves, fittings, appurtenances | \$6,000.00 | \$6,000.00 | 1.00 | 1.00 | \$0.00 | \$6,000.00 | \$0.00 | \$300.00 |
| 2.06.1-1 | 1 | LS | Paint all pump station skid/platform, piping, valves, fittings, appurtenances | \$4,000.00 | \$4,000.00 | 1.00 | 1.00 | \$0.00 | \$4,000.00 | \$0.00 | \$200.00 |
| 2.06.2 | 1 | LS | Building Repairs/Improvements | \$10,000.00 | \$10,000.00 | 0.20 | 0.20 | \$0.00 | \$2,000.00 | \$8,000.00 | \$100.00 |
| 2.06.3 | 1 | LS | Blast one (1) 0.105 MG GSTs (interior) | \$14,000.00 | \$14,000.00 | 1.00 | 1.00 | \$0.00 | \$14,000.00 | \$0.00 | \$700.00 |
| 2.06.3-1 | 1 | LS | Paint one (1) 0.105 MG GSTs (interior) Reactamine | \$19,900.00 | \$19,900.00 | 1.00 | 1.00 | \$0.00 | \$19,900.00 | \$0.00 | \$995.00 |
| 2.06.3-2 | 1 | LS | Blast one (1) 0.105 MG GSTs (exterior) | \$11,000.00 | \$11,000.00 | 1.00 | 1.00 | \$0.00 | \$11,000.00 | \$0.00 | \$550.00 |
| 2.06.3-3 | 1 | LS | Paint one (1) 0.105 MG GSTs (exterior) | \$7,000.00 | \$7,000.00 | 1.00 | 1.00 | \$0.00 | \$7,000.00 | \$0.00 | \$350.00 |
| 2.06.4 | 1 | LS | Blast one (1) 0.105 MG GSTs (exterior) | \$11,000.00 | \$11,000.00 | | | \$0.00 | \$0.00 | \$11,000.00 | \$0.00 |
| 2.06.4-1 | 1 | LS | Paint one (1) 0.105 MG GSTs (exterior) | \$7,000.00 | \$7,000.00 | | | \$0.00 | \$0.00 | \$7,000.00 | \$0.00 |
| 2.06.5 | 1 | LS | Blast one (1) 0.105 MG GSTs (exterior) | \$11,000.00 | \$11,000.00 | | | \$0.00 | \$0.00 | \$11,000.00 | \$0.00 |
| 2.06.5-1 | 1 | LS | Paint one (1) 0.105 MG GSTs (exterior) | \$7,000.00 | \$7,000.00 | | | \$0.00 | \$0.00 | \$7,000.00 | \$0.00 |
| 2.06.6 | 1 | LS | Clean 12k-gal hydro-pneumatic tank (interior) | \$3,400.00 | \$3,400.00 | 1.00 | 1.00 | \$0.00 | \$3,400.00 | \$0.00 | \$170.00 |
| 2.06.6-1 | 1 | LS | Paint12k-gal hydro-pneumatic tank (interior) | \$6,000.00 | \$6,000.00 | 1.00 | 1.00 | \$0.00 | \$6,000.00 | \$0.00 | \$300.00 |
| 2.06.6-2 | 1 | LS | Clean 12k-gal hydro-pneumatic tank (exterior) | \$2,000.00 | \$2,000.00 | 1.00 | 1.00 | \$0.00 | \$2,000.00 | \$0.00 | \$100.00 |
| 2.06.6-3 | 1 | LS | Paint 12k-gal hydro-pneumatic tank (exterior) | \$4,200.00 | \$4,200.00 | 1.00 | 1.00 | \$0.00 | \$4,200.00 | \$0.00 | \$210.00 |
| 2.06.7 | 1 | LS | Blast fill/discharge piping valves & appurtenances | \$3,600.00 | \$3,600.00 | 0.30 | 0.30 | \$0.00 | \$1,080.00 | \$2,520.00 | \$54.00 |
| 2.06.7-1 | 1 | LS | Paint fill/discharge piping valves & appurtenances | \$2,400.00 | \$2,400.00 | 0.30 | 0.30 | \$0.00 | \$720.00 | \$1,680.00 | \$36.00 |
| 2.06.8 | 3 | EA | Replace 3 fill lines with new sch 40 pipe | \$5,500.00 | \$16,500.00 | 1 | 1 | \$5,500.00 | \$11,000.00 | \$5,500.00 | \$550.00 |
| 2.06.9 | 1 | LS | Welding Repairs with 3/16" plate South Tank | \$3,900.00 | \$3,900.00 | 0.33 | 1.00 | \$2,613.00 | \$3,900.00 | \$0.00 | \$195.00 |
| 2.06.10 | 3 | EA | Remove exterior check valves | \$2,500.00 | \$7,500.00 | 1 | 1 | \$2,500.00 | \$5,000.00 | \$2,500.00 | \$250.00 |

| | | | | | | | | | | | |
|-------------------------------|---|----|---|-------------|---------------------|------|------|---------------------|---------------------|---------------------|--------------------|
| 2.06.11 | 1 | LS | Replace South Tank Vent | \$4,500.00 | \$4,500.00 | 1 | 1 | \$0.00 | \$4,500.00 | \$0.00 | \$225.00 |
| | | | | | | | | | | | |
| 2.07 | | | Seven Oaks Pump Station and HPT | | | | | | | | |
| 2.07.1 | 1 | LS | Clean one 3k-gal hydro-pneumatic tank (interior) | \$2,880.00 | \$2,880.00 | | 1.00 | \$2,880.00 | \$2,880.00 | \$0.00 | \$144.00 |
| 2.07.1-1 | 1 | LS | Paint one 3k-gal hydro-pneumatic tank (interior) | \$1,920.00 | \$1,920.00 | | 1.00 | \$1,920.00 | \$1,920.00 | \$0.00 | \$96.00 |
| 2.07.1-2 | 1 | LS | Clean one 3k-gal hydro-pneumatic tank (exterior) | \$1,920.00 | \$1,920.00 | | 1.00 | \$1,920.00 | \$1,920.00 | \$0.00 | \$96.00 |
| 2.07.1-3 | 1 | LS | Paint one 3k-gal hydro-pneumatic tank (exterior) | \$1,280.00 | \$1,280.00 | | 1.00 | \$1,280.00 | \$1,280.00 | \$0.00 | \$64.00 |
| 2.07.2 | 1 | LS | Clean all pump station piping, valves, fittings, appurtenances, | \$2,000.00 | \$2,000.00 | 1.00 | 1.00 | \$0.00 | \$2,000.00 | \$0.00 | \$100.00 |
| 2.07.2-1 | 1 | LS | Paint all pump station piping, valves, fittings, appurtenances, | \$2,500.00 | \$2,500.00 | 1.00 | 1.00 | \$0.00 | \$2,500.00 | \$0.00 | \$125.00 |
| | | | | | | | | | | | |
| 2.08 | | | Southwest Pump Station and Storage Tank | | | | | | | | |
| 2.08.1 | 1 | LS | Clean 0.5 MG GST (exterior only) | \$0.00 | \$0.00 | | | \$0.00 | \$0.00 | \$0.00 | \$0.00 |
| 2.08.1-1 | 1 | LS | Paint 0.5 MG GST (exterior only) | \$0.00 | \$0.00 | | | \$0.00 | \$0.00 | \$0.00 | \$0.00 |
| 2.08.2 | 1 | LS | Clean all pump station piping, valves, fittings, appurtenances | \$3,600.00 | \$3,600.00 | 1.00 | 1.00 | \$0.00 | \$3,600.00 | \$0.00 | \$180.00 |
| 2.08.2-1 | 1 | LS | Paint all pump station piping, valves, fittings, appurtenances | \$5,400.00 | \$5,400.00 | 1.00 | 1.00 | \$0.00 | \$5,400.00 | \$0.00 | \$270.00 |
| 2.08.3 | 1 | LS | Building repairs/improvements | \$8,000.00 | \$8,000.00 | | | \$0.00 | \$0.00 | \$8,000.00 | \$0.00 |
| 2.08.4 | 1 | LS | Remove and Replace Concrete Pipe Supports | \$4,000.00 | \$4,000.00 | | | \$0.00 | \$0.00 | \$4,000.00 | \$0.00 |
| | | | | | | | | | | | |
| 3.00 | | | Electrical/Controls/SCADA | | | | | | | | |
| 3.00.1 | 1 | LS | Bee Cave Pump Station | \$18,000.00 | \$18,000.00 | | 1.00 | \$18,000.00 | \$18,000.00 | \$0.00 | \$900.00 |
| 3.00.2 | 1 | LS | Hamilton Pool Pump Station | \$18,000.00 | \$18,000.00 | | 1.00 | \$18,000.00 | \$18,000.00 | \$0.00 | \$900.00 |
| 3.00.3 | 1 | LS | Seven Oaks Pump Station | \$18,000.00 | \$18,000.00 | | 1.00 | \$18,000.00 | \$18,000.00 | \$0.00 | \$900.00 |
| 3.00.4 | 1 | LS | County Line Pump Station | \$18,000.00 | \$18,000.00 | | 1.00 | \$18,000.00 | \$18,000.00 | \$0.00 | \$900.00 |
| | | | Total Base Unit Prices | | \$712,182.00 | | | \$114,463.00 | \$521,482.00 | \$190,700.00 | \$26,074.10 |
| Extra Unit Price Table | | | | | | | | | | | |
| | | | | | \$0.00 | | | \$0.00 | \$0.00 | \$0.00 | \$0.00 |
| | | | | | \$0.00 | | | \$0.00 | \$0.00 | \$0.00 | \$0.00 |
| | | | Total Extra Unit Prices | | \$0.00 | | | \$0.00 | \$0.00 | \$0.00 | \$0.00 |
| | | | Total Contract Price | | \$712,182.00 | | | \$114,463.00 | \$521,482.00 | \$190,700.00 | \$26,074.10 |

Original Contract: \$ 654,500.00

Plus Additions: \$ 93,582.00

Less Deductions: \$ 35,900.00

Adjusted Contract: \$ 712,182.00

Percent Complete: 73%

Value of Work Performed to Date \$521,482.00

Plus Materials Stored at Close of Period \$ -

Net Amt Earned to Date \$ 521,482.00

Less 5% Retainage \$ 26,074.10

Subtotal \$ 495,407.90

Less Previous Pay Applications \$ 386,668.05

Amount Due this Application \$ 108,739.85

SECTION 00 62 76

APPLICATION FOR PAYMENT FORM

Contractor's Application for Payment No.

5

| | | | | |
|----------------|-------------------------------------|------|--------------|----------------------------|
| Contract Time: | 266 | Days | Project No.: | 23008 |
| Elapsed Time: | 268 | Days | Period: | 4/27/2018 To: 6/8/2018 |
| Project Name: | Lake Pointe WWTP Plant Improvements | | Engineer: | CP&Y, Inc. |
| Owner: | West Travis PUA | | Contractor: | PrimeSpec Construction LLC |

| | | | |
|-----|--|----|-------------------|
| 1. | Original Contract Amount..... | \$ | 438,000.00 |
| 2. | Owners Change Orders Thru No. 4 | \$ | 32,216.86 |
| 3. | Total Current Contract Amount | \$ | 470,216.86 |
| 4. | Total Completed To Date | \$ | 464,648.76 |
| 5. | Total Materials Stored To Date | \$ | - |
| 6. | Total Completed And Stored To Date | \$ | 464,648.76 |
| 7. | Retainage (5% Of Line 6) | \$ | 23,232.44 |
| 8. | Total Completed, Less Retainage | \$ | 441,416.32 |
| 9. | Less Amount Of Previous Estimates | \$ | 275,186.50 |
| 10. | Amount Due This Application | \$ | 166,229.82 |

| | | | |
|-----|---|----|-----------|
| 11. | Balance To Finish, Plus Retainage (Line 3 - Line 6) | \$ | 28,800.54 |
| 12. | Percent Completed To Date (Line 6 : Line 3) | \$ | 98.82% |

Contractor's Certification

The undersigned Contractor certifies that to the best of its knowledge: (1) all previous progress payments received from Owner on account of Work done under the Contract have been applied on account to discharge Contractor's legitimate obligations incurred in connection with Work covered by prior Applications for Payment; (2) title of all Work, materials and equipment incorporated in said Work or otherwise listed in or covered by this Application for Payment will pass to Owner at time of payment free and clear of all Liens, security interests and encumbrances (except such as are covered by a Bond acceptable to Owner indemnifying Owner against any such Liens, security interest or encumbrances); and (3) all Work covered by this Application for Payment is in accordance with the Contract Documents and is not defective.

By:

Margaret M. Carlisle

Date:

6/8/2018

Payment of:

\$ 166,229.82

(Line 10 or other - attach explanation of the other amount) Inspector's Approval of Quantities

Recommended by:

(Engineer)

Scott E. Carter

(Date)

6/25/2018

Payment of:

\$

(Line 10 or other - attach explanation of the other amount)

is approved by:

(Owner)

(Date)

SECTION 00 62 76
APPLICATION FOR PAYMENT FORM

Contractor's Application for Payment No.

5

Project Name: Lake Pointe WWTP Plant Improvements
Owner: West Travis County PUA
Contractor: PrimeSpec Construction LLC
Project No.: 23008
Period: 4/27/18 thru 6/8/18
Engineer: CP&Y, Inc.

| Item | Item Description | Unit of Measure | Quantity | Unit Price Bid | Quantity Complete thru last pay period | Quantity Complete this Month | Quantity Complete to Date | Value of Work Completed to Date |
|-------|---|-----------------|----------|----------------|--|------------------------------|---------------------------|---------------------------------|
| 1 | Bond and Insurance | LS | 1 | 20,235.00 | 1 | 0 | 1 | \$ 20,235.00 |
| 2 | Mobilization | LS | 1 | 12,000.00 | 1 | 0 | 1 | \$ 12,000.00 |
| 3A | Rehabilitation Pump Base on Effluent Pumps No. 1 | EA | 1 | 8,600.00 | 1 | 0 | 1 | \$ 8,600.00 |
| 3B | Rehabilitation Pump Base on Effluent Pumps No. 2 | EA | 1 | 8,600.00 | 1 | 0 | 1 | \$ 8,600.00 |
| 3C | Rehabilitation Pump Base on Effluent Pumps No. 3 | EA | 1 | 8,600.00 | 1 | 0 | 1 | \$ 8,600.00 |
| 3D | Rehabilitation Pump Base on Effluent Pumps No. 4 | EA | 1 | 8,600.00 | 1 | 0 | 1 | \$ 8,600.00 |
| 4 | Replace Effluent Pipe Vent at the Wet Well | LS | 1 | 5,800.00 | 1 | 0 | 1 | \$ 5,800.00 |
| 5 | Replace EQ Basin Guide Rail System and Carrier Pipe | LS | 1 | 14,300.00 | 1 | 0 | 1 | \$ 14,300.00 |
| 6 | Plant 2 - Chlorine Contact Basin Hot Work | LS | 1 | 48,000.00 | 1 | 0 | 1 | \$ 48,000.00 |
| 7 | Plant 2 - Chlorine Contact Basin Baffle Coating | LS | 1 | 27,600.00 | 1 | 0 | 1 | \$ 27,600.00 |
| 8 | Plant 2 - Chlorine Contact Basin Pipe Modifications | LS | 1 | 5,100.00 | 1 | 0 | 1 | \$ 5,100.00 |
| 9 | Headworks Platform - Structural Steel Modifications | LS | 1 | 114,515.00 | 30% | 66% | 96% | \$ 109,934.40 |
| 10 | Headworks Platform - Concrete | LS | 1 | 18,500.00 | 1 | 0 | 1 | \$ 18,500.00 |
| 11 | Headworks Platform - Existing Effluent Box Modifications | LS | 1 | 21,300.00 | | 1 | 1 | \$ 21,300.00 |
| 12 | New Mechanical Step Screen | LS | 1 | 98,750.00 | 49% | 51% | 99% | \$ 97,762.50 |
| 13 | Auger Drop Chute and Trash Can | LS | 1 | 6,500.00 | | 1 | 1 | \$ 6,500.00 |
| 14 | Electrical Modifications for Step Screen and Screw Conveyor | LS | 1 | 11,000.00 | | 1 | 1 | \$ 11,000.00 |
| 15 | Replace EQ Basin Guide Rail System and Carrier Pipe - NORTH Change Order No.1 | LS | 1 | 15,000.00 | 1 | 0 | 1 | \$ 15,000.00 |
| 16 | Replace Sole Plates Change Order No.2 | LS | 1 | 6,550.00 | 1 | 0 | 1 | \$ 6,550.00 |
| 17 | Mechanical Screen Stilling Well Change Order No.3 | LS | 1 | 8,315.73 | | 1 | 1 | \$ 8,315.73 |
| 18 | Repair and Installation of Pump No.4 | LS | 1 | 2,351.13 | | 1 | 1 | \$ 2,351.13 |
| Total | | | | | | | | \$ 464,648.76 |

V. STAFF REPORTS

General Manager's Report
July 19, 2018

1. Meeting with Lake Travis Fire and Rescue with other Cities and Water Districts, June 13, 2018.
2. Uplands WTP & High Service Pump Station Rehabilitation Progress Meeting, June 15, 2018.
3. HLFWCC Meeting in Cedar Park, June 19, 2018.
4. Firm Water Customer Meeting with LCRA, LCRA Operations Center, June 20, 2018. Presentation and discussion on LCRA 2019 Water Management Plan.
5. Completed execution of Office Lease Agreement with Hill Country Texas Galleria LLC, June 22, 2018.
6. Lakepointe WWTP upgrade project, substantial completion June 22, 2018.
7. Monthly Customer Service Meeting, June 25, 2018.
8. Attended bi-weekly Engineering Staff Meeting, June 25, 2018.
9. Attended weekly Operations Meeting, June 26, 2018.
10. Meeting with City of Austin on Emergency Interconnect Agreement, June 27, 2018.
11. Reviewed and approved construction cost estimate from Zapalac/Reed Construction for new office at Galleria Oaks Building B, Suite 110, June 29, 2018.
12. Site visit to new office Galleria Oaks Building B, Suite 110 with telephone consultant and Peloton Commercial Real Estate, Inc., June 29, 2018.
13. Meeting with Lennar Homes to discuss water supply details for East Village, June 29, 2018.
14. Conference call with Heddin Consultants to discuss Impact Fee calculation procedures, July 2, 2018.
15. Meeting with Laura Gunia and Adam Owen to discuss Falconhead Golf Club assignment of lease and effluent Agreements for sale to FH Texas Management Company, LLC, July 2, 2018.
16. Attended weekly Operations meeting with Staff and MEC, July 3, 2018.
17. Signed contracts for Lakepointe Manhole Rehabilitation Project, July 3, 2018.
18. Conference call with LG to review Workers Compensation addition to Personnel Policy Manual, July 3, 2018.

19. Conference call with LG to review Impact Fee Statutes and Policies, July 10, 2018.
20. Reviewed Conveyance Lease Agreement with Greenhawe WCID No. 2 for Rimrock Development, July 10, 2018.
21. Reviewed Release Agreement between LSM Ranch, LTD. and WTCPUA for payment of reservation fees and developer reimbursements, Rim Rock Subdivision, July 10, 2018.
22. Pre-Construction meeting with CP and Y and Austin Underground for Lakepointe Manhole Rehabilitation Project, July 10, 2018.
23. Sent letter to James Manley requesting right of entry for surveying and easement requirements for 1080 Transmission Main Project, July 10, 2018.
24. Water Tank and Pump Station Painting and Rehabilitation Project monthly progress meeting, July 11, 2018.
25. Completed review of recommended Rate Tariff Revisions, July 11, 2018.
26. Sent letter to Austin Water to follow-up on June 27, 2018 meeting regarding Emergency Interconnect Agreement, July 11, 2018.
27. Reviewed assignment of Lease and Effluent Agreement for sale of Falconhead Golf Club to FH Texas Management Company, LLC, July 11, 2018.
28. Reviewed assignment of reimbursement from CCNG to Southside Bank for Hillside at Spanish Oaks, July 12, 2018.
29. Notice sent to customers advising them of two week billing cycle improvement starting in August, 2018, week of July 16, 2018.
30. Continuing audit of Wholesale Customers for number of reported connections and corresponding Impact Fee payments.
31. Continuing audit of Belterra Commercial Project for Hays WCID No. 1 compliance with water allocation and Impact Fee requirements.

ITEM B

West Travis County Public Utility Agency
Budget to Actual Report-General Fund
June 2018

| | Jun 18 | Oct '17 - Jun 18 | Annual Budget | % of Budget |
|--|-------------------|-------------------------|----------------------|--------------------|
| Income | | | | |
| 30 · Water Department-Rev | \$ 2,217,409 | \$ 13,692,336 | \$ 20,511,000 | 67% |
| 31 · Wastewater Department-Rev | 416,917 | 3,740,749 | 5,288,000 | 71% |
| 32 · Interest & Other Income | 3,290 | 39,666 | 54,000 | 73% |
| Total Income | 2,637,616 | 17,472,752 | 25,853,000 | 68% |
| Expense | | | | |
| 41 · Water Department - Exp | 385,549 | 2,595,988 | 4,509,000 | 58% |
| 42 · Wastewater Department - Exp | 111,822 | 1,202,679 | 1,429,000 | 84% |
| 43 · Shared Department-Exp | | | | |
| 17105 · Billing System & Support | 15,469 | 87,611 | 125,000 | 70% |
| 17110 · Insurance | - | 154,729 | 160,000 | 97% |
| 17125 · Occupancy | 15,583 | 135,564 | 174,000 | 78% |
| 17400 · Payroll Expense | 218,176 | 2,061,144 | 3,160,000 | 65% |
| 17500 · Professional Services | | | | |
| 17501 · General Counsel | 27,897 | 118,136 | 165,000 | 72% |
| 17502 · Litigation | 24,379 | 59,604 | 250,000 | 24% |
| 17503 · Engineering | 13,750 | 181,784 | 200,000 | 91% |
| 17505 · Rate Consultant | - | 14,586 | 50,000 | 29% |
| 17506 · Public Relations | - | 594 | 10,000 | 6% |
| 17507 · IT Support Services | 3,157 | 30,695 | 48,000 | 64% |
| 17508 · Auditor | - | 52,000 | 52,000 | 100% |
| 17509 · Other | - | 10,779 | - | |
| Total 17500 · Professional Services | 69,183 | 468,178 | 775,000 | 60% |
| 17600 · Uniforms-Safety Gear | 448 | 13,701 | 15,000 | 91% |
| 17660 · Utilities-Admin Offices | 1,699 | 31,868 | 22,500 | 142% |
| 17700 · Vehicle Expense | 7,027 | 100,998 | 76,700 | 132% |
| 17800 · Other Expenses | 1,944 | 23,323 | 43,100 | 54% |
| 17830 · Membership & Dues | 65 | 5,039 | 8,500 | 59% |
| 17835 · Miscellaneous Expense | 169 | 7,125 | 35,000 | 20% |
| 17840 · Office Equipment | 796 | 8,119 | 25,000 | 32% |
| 17845 · Office Supplies | 995 | 15,010 | 35,000 | 43% |
| 17850 · Outside Printing | 1,465 | 2,013 | 15,000 | 13% |
| 17870 · Software Licenses | 1,503 | 21,968 | 20,000 | 110% |
| 17875 · Training and Continuing Ed | 1,851 | 15,182 | 20,000 | 76% |
| 17950 · Bad Debt Expense | - | - | 100,000 | 0% |
| Total 43 · Shared Department-Exp | 336,372 | 3,151,573 | 4,809,800 | 66% |
| 50 · Capital Outlay | - | 152,423 | 500,000 | 30% |
| Total Expense | 833,743 | 7,102,662 | 11,247,800 | 63% |
| Net Ordinary Income | 1,803,873 | 10,370,089 | 14,605,200 | |
| Other Expense | | | | |
| 61 · Other Financing Uses | | | | |
| 18000 · Transfer to Debt Service Fd-GOF | 843,333 | 7,590,000 | 10,120,000 | |
| 18010 · Transfer to Facilities Fund-GOF | 210,833 | 1,897,500 | 2,530,000 | |
| Total 61 · Other Financing Uses | 1,054,167 | 9,487,500 | 12,650,000 | |
| Total Other Expense | 1,054,167 | 9,487,500 | 12,650,000 | |
| Net Income | \$ 749,706 | \$ 882,589 | \$ 1,955,200 | |

West Travis County Public Utility Agency
Balance Sheet-All Funds
As of June 30, 2018

| | 1 General Fund | 2 Facilities Fund | 3 Rate Stabilization Fund | 4 Debt Service Fund | 5 Capital Projects Fund | 6 Impact Fee Fund | TOTAL |
|---------------------------------------|----------------------|---------------------|---------------------------|----------------------|-------------------------|----------------------|----------------------|
| ASSETS | | | | | | | |
| Current Assets | | | | | | | |
| Checking/Savings | | | | | | | |
| 01 · Cash & Cash Equivalents | \$ 5,715,504 | \$ 1,664,491 | \$ 903 | \$ 7,776,416 | \$ 96,523 | \$ 5,917,982 | \$ 21,171,820 |
| 02 · Investments | 3,025,378 | 5,748,953 | 2,997,196 | 16,643,150 | 24,208,528 | 28,477,491 | 81,100,696 |
| Total Checking/Savings | 8,740,881 | 7,413,444 | 2,998,099 | 24,419,566 | 24,305,052 | 34,395,473 | 102,272,515 |
| Accounts Receivable | | | | | | | |
| 03 · Accounts Receivable | 3,333,638 | - | - | - | - | - | 3,333,638 |
| Total Accounts Receivable | 3,333,638 | - | - | - | - | - | 3,333,638 |
| Other Current Assets | | | | | | | |
| 05 · Receivables-Other | 24,557 | - | - | - | - | - | 24,557 |
| 06 · Due from Other Funds | 3,812,215 | 113,194 | - | 486,343 | 194,898 | 3,113,596 | 7,720,247 |
| 08 · Deposits | 28,393 | - | - | - | - | - | 28,393 |
| Total Other Current Assets | 3,865,166 | 113,194 | - | 486,343 | 194,898 | 3,113,596 | 7,773,198 |
| Total Current Assets | 15,939,685 | 7,526,639 | 2,998,099 | 24,905,909 | 24,499,949 | 37,509,069 | 113,379,351 |
| TOTAL ASSETS | \$ 15,939,685 | \$ 7,526,639 | \$ 2,998,099 | \$ 24,905,909 | \$ 24,499,949 | \$ 37,509,069 | \$113,379,351 |
| LIABILITIES & EQUITY | | | | | | | |
| Liabilities | | | | | | | |
| Current Liabilities | | | | | | | |
| Accounts Payable | \$ 509,214 | \$ 76,528 | \$ - | \$ - | \$ 182,794 | \$ - | \$ 768,536 |
| Other Current Liabilities | | | | | | | |
| 13 · Refundable Deposits | 581,525 | - | - | - | - | - | 581,525 |
| 14 · Other Accrued Liabilities | 158,451 | - | - | - | - | - | 158,451 |
| 15 · Due to Other Funds | 3,681,643 | 1,522,142 | - | - | 2,407,225 | 109,237 | 7,720,247 |
| Total Other Current Liabilities | 4,421,619 | 1,522,142 | - | - | 2,407,225 | 109,237 | 8,460,223 |
| Total Current Liabilities | 4,930,833 | 1,598,670 | - | - | 2,590,019 | 109,237 | 9,228,759 |
| Long Term Liabilities | - | - | - | - | - | 726,255 | 726,255 |
| Total Liabilities | 4,930,833 | 1,598,670 | - | - | 2,590,019 | 835,491 | 9,955,013 |
| Equity | | | | | | | |
| 20 · Fund Balances | 10,126,263 | 5,812,776 | 2,972,864 | 17,030,878 | 24,650,169 | 27,633,005 | 88,225,955 |
| Net Income | 882,589 | 115,193 | 25,235 | 7,875,031 | (2,740,239) | 9,040,573 | 15,198,382 |
| Total Equity | 11,008,853 | 5,927,969 | 2,998,099 | 24,905,909 | 21,909,930 | 36,673,578 | 103,424,338 |
| TOTAL LIABILITIES & EQUITY | \$ 15,939,685 | \$ 7,526,639 | \$ 2,998,099 | \$ 24,905,909 | \$ 24,499,949 | \$ 37,509,069 | \$113,379,351 |

West Travis County Public Utility Agency
Profit & Loss-All Funds
October 2017 through June 2018

| | 1 General Fund | 2 Facilities Fund | 3 Rate Stabilization Fund | 4 Debt Service Fund | 5 Capital Projects Fund | 6 Impact Fee Fund | TOTAL |
|---|-----------------------|--------------------------|----------------------------------|----------------------------|--------------------------------|--------------------------|----------------------|
| Ordinary Income/Expense | | | | | | | |
| Income | | | | | | | |
| 30 · Water Department-Rev | \$ 13,692,336 | \$ - | \$ - | \$ - | \$ - | \$ 8,445,440 | \$ 22,137,776 |
| 31 · Wastewater Department-Rev | 3,740,749 | - | - | - | - | 1,971,269 | 5,712,018 |
| 32 · Interest & Other Income | 39,666 | 50,201 | 25,235 | 140,047 | 213,084 | 252,556 | 720,789 |
| Total Income | 17,472,752 | 50,201 | 25,235 | 140,047 | 213,084 | 10,669,265 | 28,570,583 |
| Expense | | | | | | | |
| 41 · Water Department - Exp | 2,595,988 | - | - | - | - | - | 2,595,988 |
| 42 · Wastewater Department - Exp | 1,202,679 | - | - | - | - | - | 1,202,679 |
| 43 · Shared Department-Exp | 3,151,573 | - | - | - | - | 73,942 | 3,225,515 |
| 50 · Capital Outlay | 152,423 | 1,832,509 | - | - | 2,953,322 | - | 4,938,254 |
| 55 · Debt Service | - | - | - | 1,409,765 | - | - | 1,409,765 |
| Total Expense | 7,102,662 | 1,832,509 | - | 1,409,765 | 2,953,322 | 73,942 | 13,372,201 |
| Net Ordinary Income | 10,370,089 | (1,782,307) | 25,235 | (1,269,719) | (2,740,239) | 10,595,323 | 15,198,382 |
| Other Income/Expense | | | | | | | |
| Other Income | | | | | | | |
| 60 · Other Financing Sources | - | 1,897,500 | - | 9,144,750 | - | - | 11,042,250 |
| Total Other Income | - | 1,897,500 | - | 9,144,750 | - | - | 11,042,250 |
| Other Expense | | | | | | | |
| 61 · Other Financing Uses | 9,487,500 | - | - | - | - | 1,554,750 | 11,042,250 |
| Total Other Expense | 9,487,500 | - | - | - | - | 1,554,750 | 11,042,250 |
| Net Other Income | (9,487,500) | 1,897,500 | - | 9,144,750 | - | (1,554,750) | - |
| Net Income | \$ 882,589 | \$ 115,193 | \$ 25,235 | \$ 7,875,031 | \$ (2,740,239) | \$ 9,040,573 | \$ 15,198,382 |

**West Travis County Public Utility Agency
Investment Report
Quarter Ended June 30, 2018**



BOARD OF DIRECTORS
West Travis County Public Utility Agency

Attached is the Quarterly Investment Report for the Quarter Ended June 30, 2018.

This report and the Agency's investment portfolio are in compliance with the investment strategies set forth in the Agency's investment policy and the Public Funds Investment Act.

The Investment Officer must attend at least one training seminar for six hours within twelve months of taking office and at least four hours of training within each two year period thereafter.

Compliance Record:

Investment Officer:
Jennifer Smith

Current Training:
February 12, 2017 (Virtual Learning Concepts) -10 hours

This report was presented for Board approval on July 19, 2018.

Jennifer Smith, CPA
Controller
Investment Officer

Robert W. Pugh
General Manager
Investment Officer

Investment Accounts Activity Summary
Cost Basis

| Impact Fee Fund | 2017 | Jan-18 | Feb-18 | Mar-18 | Apr-18 | May-18 | Jun-18 | FY18 |
|-------------------------|------------------|------------------|------------------|------------------|------------------|------------------|------------------|------------------|
| Beginning Balance | \$ 28,232,000.00 | \$ 28,275,539.19 | \$ 28,313,825.36 | \$ 28,348,222.40 | \$ 28,375,570.60 | \$ 28,413,213.18 | \$ 28,453,243.36 | \$ 28,232,000.00 |
| Interest | (100,260.55) | 30,353.49 | 91,744.17 | 86,799.07 | 706.92 | 16,262.47 | 4,107.03 | 129,712.60 |
| Accrued Interest Change | 143,799.74 | 7,932.68 | (55,484.38) | (46,589.59) | 37,422.92 | 23,254.86 | 35,068.26 | 145,404.49 |
| Other Income | | | | | | | 1,446.15 | 1,446.15 |
| Net Amortization | | | (3,968.57) | (12,676.95) | | | (807.34) | (17,452.86) |
| Realized Gain | | | 3,089.84 | 302.16 | | 1,141.01 | | 4,533.01 |
| Fees-BB&T | | | (984.02) | (486.49) | (487.26) | (628.16) | (627.94) | (3,213.87) |
| Fees-Sterling | | | | | | | (14,939.00) | (14,939.00) |
| Ending Balance | \$ 28,275,539.19 | \$ 28,313,825.36 | \$ 28,348,222.40 | \$ 28,375,570.60 | \$ 28,413,213.18 | \$ 28,453,243.36 | \$ 28,477,490.52 | \$ 28,477,490.52 |



ACCOUNT STATEMENT

Statement Period
Account Number

06/01/2018 through 06/30/2018
BRANCH BANKING AND TRUST COMPANY
CUSTODIAN FOR WEST TRAVIS COUNTY
PUBLIC UTILITY AGENCY IMPACT FEE
FUND

Balance Sheet

| | AS OF 06/01/2018 | | AS OF 06/30/2018 | |
|-------------------------------------|----------------------|----------------------|----------------------|----------------------|
| | COST | MARKET | COST | MARKET |
| | VALUE | VALUE | VALUE | VALUE |
| A S S E T S | | | | |
| CASH | 216.47 | 216.47 | 1,883.17 | 1,883.17 |
| DUE FROM BROKERS | 0.00 | 0.00 | 0.00 | 0.00 |
| ACCRUED INCOME | 110,336.23 | 110,336.23 | 145,404.49 | 145,404.49 |
| TOTAL CASH & RECEIVABLES | 110,552.70 | 110,552.70 | 147,287.66 | 147,287.66 |
| CASH EQUIVALENTS | | | | |
| MONEY MARKET | 1,415,667.12 | 1,415,667.12 | 349,393.60 | 349,393.60 |
| TOTAL CASH EQUIVALENTS | 1,415,667.12 | 1,415,667.12 | 349,393.60 | 349,393.60 |
| BONDS | | | | |
| US GOVERNMENT AGENCY BDS/NOTES | 9,305,140.71 | 9,243,446.90 | 9,865,056.71 | 9,801,712.46 |
| US GOVERNMENT NOTES | 13,929,743.35 | 13,797,336.45 | 13,929,743.35 | 13,785,391.30 |
| US GOVERNMENT INFLATION BDS | 0.00 | 0.00 | 494,677.06 | 494,183.16 |
| MUNICIPAL BDS | 136,814.60 | 135,122.00 | 136,007.26 | 134,823.00 |
| CORPORATE BDS | 3,555,324.88 | 3,555,702.80 | 3,555,324.88 | 3,551,652.43 |
| TOTAL BONDS | 26,927,023.54 | 26,731,608.15 | 27,980,809.26 | 27,767,762.35 |
| TOTAL HOLDINGS | 28,342,690.66 | 28,147,275.27 | 28,330,202.86 | 28,117,155.95 |
| TOTAL ASSETS | 28,453,243.36 | 28,257,827.97 | 28,477,490.52 | 28,264,443.61 |
| L I A B I L I T I E S | | | | |
| DUE TO BROKERS | 0.00 | 0.00 | 0.00 | 0.00 |
| TOTAL LIABILITIES | 0.00 | 0.00 | 0.00 | 0.00 |
| TOTAL NET ASSET VALUE | 28,453,243.36 | 28,257,827.97 | 28,477,490.52 | 28,264,443.61 |



ACCOUNT STATEMENT

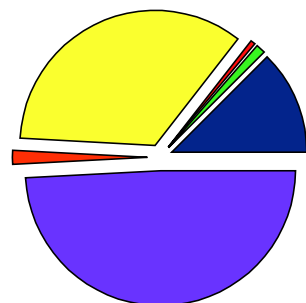
Statement Period
Account Number

06/01/2018 through 06/30/2018
BRANCH BANKING AND TRUST COMPANY
CUSTODIAN FOR WEST TRAVIS COUNTY
PUBLIC UTILITY AGENCY IMPACT FEE
FUND

Schedule Of Asset Detail

| DESCRIPTION | MARKET VALUE | COST | % OF PORT | ACCRUED INCOME |
|--------------------------------|----------------------|----------------------|-----------|-------------------|
| MONEY MARKET | 349,393.60 | 349,393.60 | 1 | 0.00 |
| US GOVERNMENT AGENCY BDS/NOTES | 9,801,712.46 | 9,865,056.71 | 35 | 38,365.43 |
| US GOVERNMENT NOTES | 13,785,391.30 | 13,929,743.35 | 49 | 82,687.68 |
| US GOVERNMENT INFLATION BDS | 494,183.16 | 494,677.06 | 2 | 129.04 |
| MUNICIPAL BDS | 134,823.00 | 136,007.26 | 0 | 518.38 |
| CORPORATE BDS | 3,551,652.43 | 3,555,324.88 | 13 | 23,703.96 |
| TOTAL INVESTMENTS | 28,117,155.95 | 28,330,202.86 | | 145,404.49 |
| CASH | 1,883.17 | | | |
| DUE FROM BROKER | 0.00 | | | |
| DUE TO BROKER | 0.00 | | | |
| ACCRUED INCOME | 145,404.49 | | | |
| TOTAL MARKET VALUE | 28,264,443.61 | | | |

Ending Asset Allocation



| | | |
|--------|--------------------------------|----------------------|
| 12.6% | CORPORATE BDS | 3,551,652.43 |
| 1.2% | MONEY MARKET | 349,393.60 |
| 0.5% | MUNICIPAL BDS | 134,823.00 |
| 34.9% | US GOVERNMENT AGENCY BDS/NOTES | 9,801,712.46 |
| 1.8% | US GOVERNMENT INFLATION BDS | 494,183.16 |
| 49.0% | US GOVERNMENT NOTES | 13,785,391.30 |
| 100.0% | Total | 28,117,155.95 |



ACCOUNT STATEMENT

Statement Period
Account Number

06/01/2018 through 06/30/2018
BRANCH BANKING AND TRUST COMPANY
CUSTODIAN FOR WEST TRAVIS COUNTY
PUBLIC UTILITY AGENCY IMPACT FEE
FUND

Asset Detail As Of 06/30/2018

| UNITS/BOOK VALUE | DESCRIPTION | ORIGINAL FACE | MARKET VALUE | COST | % OF PORT | ACCRUED INCOME |
|---------------------------------------|--|---------------|-------------------|-------------------|--------------|-------------------|
| MONEY MARKET | | | | | | |
| 349,393.6 | CUSIP # SA0000602 BB&T COLLATERALIZED DEPOSIT PROGRAM FOR TEXAS PUBLIC FUNDS | | 349,393.60 | 349,393.60 | 1 | 0.00 |
| | | | 349,393.60 | 349,393.60 | 1 | 0.00 |
| US GOVERNMENT AGENCY BDS/NOTES | | | | | | |
| 2,400,000 | CUSIP # 3130ACF33 FEDERAL HOME LOAN BANK DTD 09/13/2017 1.875% 09/13/2021 | | 2,331,672.00 | 2,377,560.00 | 8 | 13,375.00 |
| 560,000 | CUSIP # 3130AEAW0 FED HOME LOAN BANK DTD 05/15/2018 2% 05/15/2020 | | 559,972.00 | 559,916.00 | 2 | 1,400.00 |
| 2,280,000 | CUSIP # 3133EGVE2 FED FARM CREDIT BANK DTD 09/21/2016 1.07% 03/21/2019 | | 2,259,138.00 | 2,259,434.40 | 8 | 6,708.90 |
| 700,000 | CUSIP # 3134G44D7 FED HOME LOAN MTG CORP DTD 05/20/2013 1.5% 11/20/2020 | | 680,638.00 | 690,095.00 | 2 | 1,166.67 |
| 176,000 | CUSIP # 3134G8UP2 FED HOME LOAN MTG CORP DTD 03/30/2016 1.5% 03/30/2021 | | 174,356.16 | 175,780.00 | 1 | 660.00 |
| 160,000 | CUSIP # 3134G9VX2 FED HOME LOAN MTG CORP DTD 06/30/2016 1% 06/30/2021 | | 156,212.80 | 157,418.56 | 1 | 0.00 |
| 2,275,000 | CUSIP # 3135G0J53 FED NATL MTG ASSN DTD 02/23/2016 1% 02/26/2019 | | 2,256,117.50 | 2,254,274.75 | 8 | 7,836.11 |



ACCOUNT STATEMENT

Statement Period
Account Number

06/01/2018 through 06/30/2018
BRANCH BANKING AND TRUST COMPANY
CUSTODIAN FOR WEST TRAVIS COUNTY
PUBLIC UTILITY AGENCY IMPACT FEE
FUND

Asset Detail As Of 06/30/2018

| UNITS/BOOK VALUE | DESCRIPTION | ORIGINAL FACE | MARKET VALUE | COST | % OF PORT | ACCRUED INCOME |
|---------------------|---|---------------|---------------------|---------------------|--------------|-------------------|
| 1,400,000 | CUSIP # 3137EAEH8 FED HOME LOAN MTG CORP DTD 07/19/2017 1.375% 08/15/2019 | | 1,383,606.00 | 1,390,578.00 | 5 | 7,218.75 |
| | | | 9,801,712.46 | 9,865,056.71 | 35 | 38,365.43 |
| US GOVERNMENT NOTES | | | | | | |
| 1,420,000 | CUSIP # 9128282P4 US TREASURY NOTE DTD 07/31/2017 1.875% 07/31/2022 | | 1,374,687.80 | 1,400,696.88 | 5 | 11,032.46 |
| 2,255,000 | CUSIP # 912828C24 US TREASURY NOTE DTD 02/28/2014 1.5% 02/28/2019 | | 2,243,995.60 | 2,249,362.50 | 8 | 11,213.72 |
| 2,240,000 | CUSIP # 912828F21 US TREASURY NOTE DTD 9/30/2014 2.125% 09/30/2021 | | 2,203,600.00 | 2,253,923.05 | 8 | 11,834.97 |
| 1,425,000 | CUSIP # 912828H52 US TREASURY NOTE DTD 02/02/2015 1.25% 01/31/2020 | | 1,397,725.50 | 1,409,302.73 | 5 | 7,380.87 |
| 1,575,000 | CUSIP # 912828N63 US TREASURY NOTE DTD 01/15/2016 1.125% 01/15/2019 | | 1,566,148.50 | 1,565,402.34 | 6 | 8,125.17 |
| 2,200,000 | CUSIP # 912828NT3 US TREASURY NOTE DTD 8/16/2010 2.625% 08/15/2020 | | 2,202,838.00 | 2,237,380.86 | 8 | 21,536.60 |
| 1,425,000 | CUSIP # 912828T83 US TREASURY NOTE DTD 10/31/2016 .75% 10/31/2018 | | 1,419,100.50 | 1,413,588.87 | 5 | 1,771.57 |
| 1,390,000 | CUSIP # 912828VV9 US TREASURY NOTE DTD 09/03/2013 2.125% 08/31/2020 | | 1,377,295.40 | 1,400,086.12 | 5 | 9,792.32 |



ACCOUNT STATEMENT

Statement Period
Account Number

06/01/2018 through 06/30/2018
BRANCH BANKING AND TRUST COMPANY
CUSTODIAN FOR WEST TRAVIS COUNTY
PUBLIC UTILITY AGENCY IMPACT FEE
FUND

Asset Detail As Of 06/30/2018

| UNITS/BOOK VALUE | DESCRIPTION | ORIGINAL FACE | MARKET VALUE | COST | % OF PORT | ACCRUED INCOME |
|-----------------------------|---|---------------|---------------|---------------|--------------|-------------------|
| | | | 13,785,391.30 | 13,929,743.35 | 49 | 82,687.68 |
| US GOVERNMENT INFLATION BDS | | | | | | |
| 497,136.15 | CUSIP # 912828C99 US TREASURY INFL IX BD DTD 04/30/2014 .125% 04/15/2019 | 465,000 | 494,183.16 | 494,677.06 | 2 | 129.04 |
| | | | 494,183.16 | 494,677.06 | 2 | 129.04 |
| MUNICIPAL BDS | | | | | | |
| 130,000 | CUSIP # 20772G4V7 CONNECTICUT ST BUILD AMERICA BONDS DTD 12/23/2009 4.95% 12/01/2020 | | 134,823.00 | 136,007.26 | 0 | 518.38 |
| | | | 134,823.00 | 136,007.26 | 0 | 518.38 |
| CORPORATE BDS | | | | | | |
| 494,000 | CUSIP # 037833DH0 APPLE INC DTD 11/13/2017 1.8% 11/13/2019 | | 488,778.42 | 488,916.74 | 2 | 1,160.90 |
| 482,000 | CUSIP # 166751AJ6 CHEVRON CORP DTD 3/03/2009 4.95% 03/03/2019 | | 489,360.14 | 492,546.16 | 2 | 7,754.18 |
| 512,000 | CUSIP # 191216BT6 THE COCA-COLA CO DTD 10/27/2015 1.875% 10/27/2020 | | 500,444.16 | 501,831.68 | 2 | 1,680.00 |
| 561,000 | CUSIP # 30231GAD4 EXXON MOBIL CORP DTD 03/20/2014 1.819% 03/15/2019 | | 558,172.56 | 557,622.78 | 2 | 2,976.34 |



ACCOUNT STATEMENT

Statement Period
Account Number

06/01/2018 through 06/30/2018
BRANCH BANKING AND TRUST COMPANY
CUSTODIAN FOR WEST TRAVIS COUNTY
PUBLIC UTILITY AGENCY IMPACT FEE
FUND

Asset Detail As Of 06/30/2018

| UNITS/BOOK VALUE | DESCRIPTION | ORIGINAL FACE | MARKET VALUE | COST | % OF PORT | ACCRUED INCOME |
|------------------|---|---------------|---------------|--------------|--------------|-------------------|
| 531,000 | CUSIP # 742651DS8 PRIVATE EXPORT FUNDING DTD 07/16/2013 1.875% 07/15/2018 | | 530,994.69 | 530,968.14 | 2 | 4,563.28 |
| 495,000 | CUSIP # 742718EZ8 PROCTER & GAMBLE CO/THE DTD 10/25/2017 1.75% 10/25/2019 | | 489,980.70 | 489,975.75 | 2 | 1,564.06 |
| 496,000 | CUSIP # 89236TDM4 TOYOTA MOTOR CREDIT CORP DTD 1/9/2017 1.7% 01/09/2019 | | 493,921.76 | 493,463.63 | 2 | 4,005.20 |
| | | | 3,551,652.43 | 3,555,324.88 | 13 | 23,703.96 |
| | TOTAL INVESTMENTS | | 28,117,155.95 | | | |
| | CASH | | 1,883.17 | | | |
| | DUE FROM BROKER | | 0.00 | | | |
| | DUE TO BROKER | | 0.00 | | | |
| | NET ASSETS | | 28,119,039.12 | | | |
| | ACCRUED INCOME | | 145,404.49 | | | |
| | TOTAL MARKET VALUE | | 28,264,443.61 | | | |



ACCOUNT STATEMENT

Statement Period
Account Number

05/01/2018 through 05/31/2018
BRANCH BANKING AND TRUST COMPANY
CUSTODIAN FOR WEST TRAVIS COUNTY
PUBLIC UTILITY AGENCY IMPACT FEE
FUND

Balance Sheet

| | AS OF 05/01/2018 | | AS OF 05/31/2018 | |
|-------------------------------------|----------------------|----------------------|----------------------|----------------------|
| | COST | MARKET | COST | MARKET |
| | VALUE | VALUE | VALUE | VALUE |
| A S S E T S | | | | |
| CASH | 6,415.74 | 6,415.74 | 216.47 | 216.47 |
| DUE FROM BROKERS | 0.00 | 0.00 | 0.00 | 0.00 |
| ACCRUED INCOME | 87,081.37 | 87,081.37 | 110,336.23 | 110,336.23 |
| TOTAL CASH & RECEIVABLES | 93,497.11 | 93,497.11 | 110,552.70 | 110,552.70 |
| CASH EQUIVALENTS | | | | |
| MONEY MARKET | 123,833.54 | 123,833.54 | 1,415,667.12 | 1,415,667.12 |
| TOTAL CASH EQUIVALENTS | 123,833.54 | 123,833.54 | 1,415,667.12 | 1,415,667.12 |
| BONDS | | | | |
| US GOVERNMENT AGENCY BDS/NOTES | 9,305,140.71 | 9,225,202.10 | 9,305,140.71 | 9,243,446.90 |
| US GOVERNMENT NOTES | 11,379,276.95 | 11,272,194.85 | 13,929,743.35 | 13,797,336.45 |
| US GOVERNMENT BDS | 3,819,325.39 | 3,761,828.70 | 0.00 | 0.00 |
| MUNICIPAL BDS | 136,814.60 | 135,359.90 | 136,814.60 | 135,122.00 |
| CORPORATE BDS | 3,555,324.88 | 3,551,850.48 | 3,555,324.88 | 3,555,702.80 |
| TOTAL BONDS | 28,195,882.53 | 27,946,436.03 | 26,927,023.54 | 26,731,608.15 |
| TOTAL HOLDINGS | 28,319,716.07 | 28,070,269.57 | 28,342,690.66 | 28,147,275.27 |
| TOTAL ASSETS | 28,413,213.18 | 28,163,766.68 | 28,453,243.36 | 28,257,827.97 |
| L I A B I L I T I E S | | | | |
| DUE TO BROKERS | 0.00 | 0.00 | 0.00 | 0.00 |
| TOTAL LIABILITIES | 0.00 | 0.00 | 0.00 | 0.00 |
| TOTAL NET ASSET VALUE | 28,413,213.18 | 28,163,766.68 | 28,453,243.36 | 28,257,827.97 |



ACCOUNT STATEMENT

Statement Period
Account Number

04/01/2018 through 04/30/2018
BRANCH BANKING AND TRUST COMPANY
CUSTODIAN FOR WEST TRAVIS COUNTY
PUBLIC UTILITY AGENCY IMPACT FEE
FUND

Balance Sheet

| | AS OF 04/01/2018 | | AS OF 04/30/2018 | |
|-------------------------------------|----------------------|----------------------|----------------------|----------------------|
| | COST | MARKET | COST | MARKET |
| | VALUE | VALUE | VALUE | VALUE |
| A S S E T S | | | | |
| CASH | 59,257.56 | 59,257.56 | 6,415.74 | 6,415.74 |
| DUE FROM BROKERS | 2,801,000.00 | 2,801,000.00 | 0.00 | 0.00 |
| ACCRUED INCOME | 49,658.45 | 49,658.45 | 87,081.37 | 87,081.37 |
| TOTAL CASH & RECEIVABLES | 2,909,916.01 | 2,909,916.01 | 93,497.11 | 93,497.11 |
| CASH EQUIVALENTS | | | | |
| MONEY MARKET | 433,236.74 | 433,236.74 | 123,833.54 | 123,833.54 |
| TOTAL CASH EQUIVALENTS | 433,236.74 | 433,236.74 | 123,833.54 | 123,833.54 |
| BONDS | | | | |
| US GOVERNMENT AGENCY BDS/NOTES | 9,305,140.71 | 9,245,982.24 | 9,305,140.71 | 9,225,202.10 |
| US GOVERNMENT NOTES | 10,110,417.96 | 10,034,648.30 | 11,379,276.95 | 11,272,194.85 |
| US GOVERNMENT BDS | 3,819,325.39 | 3,777,435.90 | 3,819,325.39 | 3,761,828.70 |
| MUNICIPAL BDS | 136,814.60 | 136,245.20 | 136,814.60 | 135,359.90 |
| CORPORATE BDS | 1,660,719.19 | 1,660,920.54 | 3,555,324.88 | 3,551,850.48 |
| TOTAL BONDS | 25,032,417.85 | 24,855,232.18 | 28,195,882.53 | 27,946,436.03 |
| TOTAL HOLDINGS | 25,465,654.59 | 25,288,468.92 | 28,319,716.07 | 28,070,269.57 |
| TOTAL ASSETS | 28,375,570.60 | 28,198,384.93 | 28,413,213.18 | 28,163,766.68 |
| L I A B I L I T I E S | | | | |
| DUE TO BROKERS | 0.00 | 0.00 | 0.00 | 0.00 |
| TOTAL LIABILITIES | 0.00 | 0.00 | 0.00 | 0.00 |
| TOTAL NET ASSET VALUE | 28,375,570.60 | 28,198,384.93 | 28,413,213.18 | 28,163,766.68 |

Investment Accounts Activity Summary
Cost Basis

| Capital Projects Fund | 2017 | Jan-18 | Feb-18 | Mar-18 | Apr-18 | May-18 | Jun-18 | FY18 |
|-------------------------|------------------|------------------|------------------|------------------|------------------|------------------|------------------|------------------|
| Beginning Balance | \$ 24,000,000.00 | \$ 24,037,016.29 | \$ 24,069,566.39 | \$ 24,098,759.53 | \$ 24,121,974.62 | \$ 24,153,960.16 | \$ 24,187,950.80 | \$ 24,000,000.00 |
| Interest | (85,308.34) | 25,881.15 | 77,999.96 | 73,794.36 | 644.70 | 13,777.52 | 3,479.42 | 110,268.77 |
| Accrued Interest Change | 122,324.63 | 6,668.95 | (47,175.83) | (39,615.13) | 31,758.06 | 19,804.38 | 29,809.34 | 123,574.40 |
| Other Income | | | | | | | 1,228.45 | 1,228.45 |
| Net Amortization | | | (3,365.51) | (10,806.46) | | | (683.13) | (14,855.10) |
| Realized Gain | | | 2,625.00 | 258.88 | | 966.72 | | 3,850.60 |
| Fees-BB&T | | | (890.48) | (416.56) | (417.22) | (557.98) | (557.80) | (2,840.04) |
| Fees-Sterling | | | | | | | (12,699.00) | (12,699.00) |
| Ending Balance | \$ 24,037,016.29 | \$ 24,069,566.39 | \$ 24,098,759.53 | \$ 24,121,974.62 | \$ 24,153,960.16 | \$ 24,187,950.80 | \$ 24,208,528.08 | \$ 24,208,528.08 |



ACCOUNT STATEMENT

Statement Period
Account Number

06/01/2018 through 06/30/2018
BRANCH BANKING AND TRUST COMPANY
CUSTODIAN FOR WEST TRAVIS COUNTY
PUBLIC UTILITY AGENCY CAPITAL
PROJECTS FUND

Balance Sheet

| | AS OF 06/01/2018 | | AS OF 06/30/2018 | |
|--------------------------------|------------------|---------------|------------------|---------------|
| | COST | MARKET | COST | MARKET |
| | VALUE | VALUE | VALUE | VALUE |
| A S S E T S | | | | |
| CASH | 192.52 | 192.52 | 1,599.86 | 1,599.86 |
| DUE FROM BROKERS | 0.00 | 0.00 | 0.00 | 0.00 |
| ACCRUED INCOME | 93,765.06 | 93,765.06 | 123,574.40 | 123,574.40 |
| TOTAL CASH & RECEIVABLES | 93,957.58 | 93,957.58 | 125,174.26 | 125,174.26 |
| CASH EQUIVALENTS | | | | |
| MONEY MARKET | 1,206,851.89 | 1,206,851.89 | 301,757.32 | 301,757.32 |
| TOTAL CASH EQUIVALENTS | 1,206,851.89 | 1,206,851.89 | 301,757.32 | 301,757.32 |
| BONDS | | | | |
| US GOVERNMENT AGENCY BDS/NOTES | 7,906,102.36 | 7,853,777.80 | 8,381,031.11 | 8,327,315.54 |
| US GOVERNMENT NOTES | 11,849,598.54 | 11,737,064.60 | 11,849,598.54 | 11,726,927.90 |
| US GOVERNMENT INFLATION BDS | 0.00 | 0.00 | 420,209.55 | 419,790.00 |
| MUNICIPAL BDS | 115,766.20 | 114,334.00 | 115,083.07 | 114,081.00 |
| CORPORATE BDS | 3,015,674.23 | 3,015,995.15 | 3,015,674.23 | 3,012,550.90 |
| TOTAL BONDS | 22,887,141.33 | 22,721,171.55 | 23,781,596.50 | 23,600,665.34 |
| TOTAL HOLDINGS | 24,093,993.22 | 23,928,023.44 | 24,083,353.82 | 23,902,422.66 |
| TOTAL ASSETS | 24,187,950.80 | 24,021,981.02 | 24,208,528.08 | 24,027,596.92 |
| L I A B I L I T I E S | | | | |
| DUE TO BROKERS | 0.00 | 0.00 | 0.00 | 0.00 |
| TOTAL LIABILITIES | 0.00 | 0.00 | 0.00 | 0.00 |
| TOTAL NET ASSET VALUE | 24,187,950.80 | 24,021,981.02 | 24,208,528.08 | 24,027,596.92 |



ACCOUNT STATEMENT

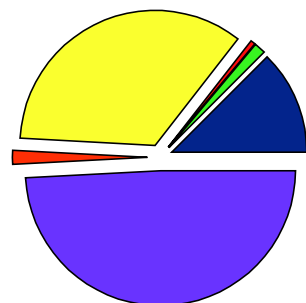
Statement Period
Account Number

06/01/2018 through 06/30/2018
BRANCH BANKING AND TRUST COMPANY
CUSTODIAN FOR WEST TRAVIS COUNTY
PUBLIC UTILITY AGENCY CAPITAL
PROJECTS FUND

Schedule Of Asset Detail

| DESCRIPTION | MARKET VALUE | COST | % OF PORT | ACCRUED INCOME |
|--------------------------------|----------------------|----------------------|-----------|-------------------|
| MONEY MARKET | 301,757.32 | 301,757.32 | 1 | 0.00 |
| US GOVERNMENT AGENCY BDS/NOTES | 8,327,315.54 | 8,381,031.11 | 35 | 32,616.71 |
| US GOVERNMENT NOTES | 11,726,927.90 | 11,849,598.54 | 49 | 70,319.80 |
| US GOVERNMENT INFLATION BDS | 419,790.00 | 420,209.55 | 2 | 109.61 |
| MUNICIPAL BDS | 114,081.00 | 115,083.07 | 0 | 438.63 |
| CORPORATE BDS | 3,012,550.90 | 3,015,674.23 | 13 | 20,089.65 |
| TOTAL INVESTMENTS | 23,902,422.66 | 24,083,353.82 | | 123,574.40 |
| CASH | 1,599.86 | | | |
| DUE FROM BROKER | 0.00 | | | |
| DUE TO BROKER | 0.00 | | | |
| ACCRUED INCOME | 123,574.40 | | | |
| TOTAL MARKET VALUE | 24,027,596.92 | | | |

Ending Asset Allocation



| | | |
|--------|--------------------------------|----------------------|
| 12.6% | CORPORATE BDS | 3,012,550.90 |
| 1.3% | MONEY MARKET | 301,757.32 |
| 0.5% | MUNICIPAL BDS | 114,081.00 |
| 34.8% | US GOVERNMENT AGENCY BDS/NOTES | 8,327,315.54 |
| 1.8% | US GOVERNMENT INFLATION BDS | 419,790.00 |
| 49.0% | US GOVERNMENT NOTES | 11,726,927.90 |
| 100.0% | Total | 23,902,422.66 |



ACCOUNT STATEMENT

Statement Period
Account Number

06/01/2018 through 06/30/2018
BRANCH BANKING AND TRUST COMPANY
CUSTODIAN FOR WEST TRAVIS COUNTY
PUBLIC UTILITY AGENCY CAPITAL
PROJECTS FUND

Asset Detail As Of 06/30/2018

| UNITS/BOOK VALUE | DESCRIPTION | ORIGINAL FACE | MARKET VALUE | COST | % OF PORT | ACCRUED INCOME |
|---------------------------------------|--|---------------|-------------------|-------------------|--------------|-------------------|
| MONEY MARKET | | | | | | |
| 301,757.32 | CUSIP # SA0000602 BB&T COLLATERALIZED DEPOSIT PROGRAM FOR TEXAS PUBLIC FUNDS | | 301,757.32 | 301,757.32 | 1 | 0.00 |
| | | | 301,757.32 | 301,757.32 | 1 | 0.00 |
| US GOVERNMENT AGENCY BDS/NOTES | | | | | | |
| 2,035,000 | CUSIP # 3130ACF33 FEDERAL HOME LOAN BANK DTD 09/13/2017 1.875% 09/13/2021 | | 1,977,063.55 | 2,015,972.75 | 8 | 11,340.89 |
| 475,000 | CUSIP # 3130AEAW0 FED HOME LOAN BANK DTD 05/15/2018 2% 05/15/2020 | | 474,976.25 | 474,928.75 | 2 | 1,187.50 |
| 1,935,000 | CUSIP # 3133EGVE2 FED FARM CREDIT BANK DTD 09/21/2016 1.07% 03/21/2019 | | 1,917,294.75 | 1,917,546.30 | 8 | 5,693.74 |
| 590,000 | CUSIP # 3134G44D7 FED HOME LOAN MTG CORP DTD 05/20/2013 1.5% 11/20/2020 | | 573,680.60 | 581,651.50 | 2 | 983.33 |
| 149,000 | CUSIP # 3134G8UP2 FED HOME LOAN MTG CORP DTD 03/30/2016 1.5% 03/30/2021 | | 147,608.34 | 148,813.75 | 1 | 558.75 |
| 135,000 | CUSIP # 3134G9VX2 FED HOME LOAN MTG CORP DTD 06/30/2016 1% 06/30/2021 | | 131,804.55 | 132,821.91 | 1 | 0.00 |
| 1,935,000 | CUSIP # 3135G0J53 FED NATL MTG ASSN DTD 02/23/2016 1% 02/26/2019 | | 1,918,939.50 | 1,917,372.15 | 8 | 6,665.00 |



ACCOUNT STATEMENT

Statement Period
Account Number

06/01/2018 through 06/30/2018
BRANCH BANKING AND TRUST COMPANY
CUSTODIAN FOR WEST TRAVIS COUNTY
PUBLIC UTILITY AGENCY CAPITAL
PROJECTS FUND

Asset Detail As Of 06/30/2018

| UNITS/BOOK VALUE | DESCRIPTION | ORIGINAL FACE | MARKET VALUE | COST | % OF PORT | ACCRUED INCOME |
|---------------------|---|---------------|--------------|--------------|--------------|-------------------|
| 1,200,000 | CUSIP # 3137EAEH8 FED HOME LOAN MTG CORP DTD 07/19/2017 1.375% 08/15/2019 | | 1,185,948.00 | 1,191,924.00 | 5 | 6,187.50 |
| | | | 8,327,315.54 | 8,381,031.11 | 35 | 32,616.71 |
| US GOVERNMENT NOTES | | | | | | |
| 1,210,000 | CUSIP # 9128282P4 US TREASURY NOTE DTD 07/31/2017 1.875% 07/31/2022 | | 1,171,388.90 | 1,193,551.56 | 5 | 9,400.90 |
| 1,920,000 | CUSIP # 912828C24 US TREASURY NOTE DTD 02/28/2014 1.5% 02/28/2019 | | 1,910,630.40 | 1,915,200.00 | 8 | 9,547.83 |
| 1,905,000 | CUSIP # 912828F21 US TREASURY NOTE DTD 9/30/2014 2.125% 09/30/2021 | | 1,874,043.75 | 1,916,840.81 | 8 | 10,065.01 |
| 1,210,000 | CUSIP # 912828H52 US TREASURY NOTE DTD 02/02/2015 1.25% 01/31/2020 | | 1,186,840.60 | 1,196,671.09 | 5 | 6,267.27 |
| 1,350,000 | CUSIP # 912828N63 US TREASURY NOTE DTD 01/15/2016 1.125% 01/15/2019 | | 1,342,413.00 | 1,341,773.44 | 6 | 6,964.43 |
| 1,865,000 | CUSIP # 912828NT3 US TREASURY NOTE DTD 8/16/2010 2.625% 08/15/2020 | | 1,867,405.85 | 1,896,688.77 | 8 | 18,257.17 |
| 1,210,000 | CUSIP # 912828T83 US TREASURY NOTE DTD 10/31/2016 .75% 10/31/2018 | | 1,204,990.60 | 1,200,310.55 | 5 | 1,504.28 |
| 1,180,000 | CUSIP # 912828VV9 US TREASURY NOTE DTD 09/03/2013 2.125% 08/31/2020 | | 1,169,214.80 | 1,188,562.32 | 5 | 8,312.91 |



ACCOUNT STATEMENT

Statement Period
Account Number

06/01/2018 through 06/30/2018
BRANCH BANKING AND TRUST COMPANY
CUSTODIAN FOR WEST TRAVIS COUNTY
PUBLIC UTILITY AGENCY CAPITAL
PROJECTS FUND

Asset Detail As Of 06/30/2018

| UNITS/BOOK VALUE | DESCRIPTION | ORIGINAL FACE | MARKET VALUE | COST | % OF PORT | ACCRUED INCOME |
|-----------------------------|---|---------------|---------------|---------------|--------------|-------------------|
| | | | 11,726,927.90 | 11,849,598.54 | 49 | 70,319.80 |
| US GOVERNMENT INFLATION BDS | | | | | | |
| 422,298.45 | CUSIP # 912828C99 US TREASURY INFL IX BD DTD 04/30/2014 .125% 04/15/2019 | 395,000 | 419,790.00 | 420,209.55 | 2 | 109.61 |
| | | | 419,790.00 | 420,209.55 | 2 | 109.61 |
| MUNICIPAL BDS | | | | | | |
| 110,000 | CUSIP # 20772G4V7 CONNECTICUT ST BUILD AMERICA BONDS DTD 12/23/2009 4.95% 12/01/2020 | | 114,081.00 | 115,083.07 | 0 | 438.63 |
| | | | 114,081.00 | 115,083.07 | 0 | 438.63 |
| CORPORATE BDS | | | | | | |
| 420,000 | CUSIP # 037833DH0 APPLE INC DTD 11/13/2017 1.8% 11/13/2019 | | 415,560.60 | 415,678.20 | 2 | 987.00 |
| 409,000 | CUSIP # 166751AJ6 CHEVRON CORP DTD 3/03/2009 4.95% 03/03/2019 | | 415,245.43 | 417,948.92 | 2 | 6,579.79 |
| 436,000 | CUSIP # 191216BT6 THE COCA-COLA CO DTD 10/27/2015 1.875% 10/27/2020 | | 426,159.48 | 427,341.04 | 2 | 1,430.63 |
| 477,000 | CUSIP # 30231GAD4 EXXON MOBIL CORP DTD 03/20/2014 1.819% 03/15/2019 | | 474,595.92 | 474,128.46 | 2 | 2,530.68 |



ACCOUNT STATEMENT

Statement Period
Account Number

06/01/2018 through 06/30/2018
BRANCH BANKING AND TRUST COMPANY
CUSTODIAN FOR WEST TRAVIS COUNTY
PUBLIC UTILITY AGENCY CAPITAL
PROJECTS FUND

Asset Detail As Of 06/30/2018

| UNITS/BOOK VALUE | DESCRIPTION | ORIGINAL FACE | MARKET VALUE | COST | % OF PORT | ACCRUED INCOME |
|------------------|---|---------------|---------------|--------------|--------------|-------------------|
| 450,000 | CUSIP # 742651DS8 PRIVATE EXPORT FUNDING DTD 07/16/2013 1.875% 07/15/2018 | | 449,995.50 | 449,973.00 | 2 | 3,867.19 |
| 420,000 | CUSIP # 742718EZ8 PROCTER & GAMBLE CO/THE DTD 10/25/2017 1.75% 10/25/2019 | | 415,741.20 | 415,737.00 | 2 | 1,327.08 |
| 417,000 | CUSIP # 89236TDM4 TOYOTA MOTOR CREDIT CORP DTD 1/9/2017 1.7% 01/09/2019 | | 415,252.77 | 414,867.61 | 2 | 3,367.28 |
| | | | 3,012,550.90 | 3,015,674.23 | 13 | 20,089.65 |
| | TOTAL INVESTMENTS | | 23,902,422.66 | | | |
| | CASH | | 1,599.86 | | | |
| | DUE FROM BROKER | | 0.00 | | | |
| | DUE TO BROKER | | 0.00 | | | |
| | NET ASSETS | | 23,904,022.52 | | | |
| | ACCRUED INCOME | | 123,574.40 | | | |
| | TOTAL MARKET VALUE | | 24,027,596.92 | | | |



ACCOUNT STATEMENT

Statement Period
Account Number

05/01/2018 through 05/31/2018
BRANCH BANKING AND TRUST COMPANY
CUSTODIAN FOR WEST TRAVIS COUNTY
PUBLIC UTILITY AGENCY CAPITAL
PROJECTS FUND

Balance Sheet

| | AS OF 05/01/2018 | | AS OF 05/31/2018 | |
|-------------------------------------|----------------------|----------------------|----------------------|----------------------|
| | COST | MARKET | COST | MARKET |
| | VALUE | VALUE | VALUE | VALUE |
| A S S E T S | | | | |
| CASH | 5,452.66 | 5,452.66 | 192.52 | 192.52 |
| DUE FROM BROKERS | 0.00 | 0.00 | 0.00 | 0.00 |
| ACCRUED INCOME | 73,960.68 | 73,960.68 | 93,765.06 | 93,765.06 |
| TOTAL CASH & RECEIVABLES | 79,413.34 | 79,413.34 | 93,957.58 | 93,957.58 |
| CASH EQUIVALENTS | | | | |
| MONEY MARKET | 112,372.21 | 112,372.21 | 1,206,851.89 | 1,206,851.89 |
| TOTAL CASH EQUIVALENTS | 112,372.21 | 112,372.21 | 1,206,851.89 | 1,206,851.89 |
| BONDS | | | | |
| US GOVERNMENT AGENCY BDS/NOTES | 7,906,102.36 | 7,838,295.65 | 7,906,102.36 | 7,853,777.80 |
| US GOVERNMENT NOTES | 9,666,017.57 | 9,575,032.44 | 11,849,598.54 | 11,737,064.60 |
| US GOVERNMENT BDS | 3,258,614.25 | 3,209,702.40 | 0.00 | 0.00 |
| MUNICIPAL BDS | 115,766.20 | 114,535.30 | 115,766.20 | 114,334.00 |
| CORPORATE BDS | 3,015,674.23 | 3,012,721.88 | 3,015,674.23 | 3,015,995.15 |
| TOTAL BONDS | 23,962,174.61 | 23,750,287.67 | 22,887,141.33 | 22,721,171.55 |
| TOTAL HOLDINGS | 24,074,546.82 | 23,862,659.88 | 24,093,993.22 | 23,928,023.44 |
| TOTAL ASSETS | 24,153,960.16 | 23,942,073.22 | 24,187,950.80 | 24,021,981.02 |
| L I A B I L I T I E S | | | | |
| DUE TO BROKERS | 0.00 | 0.00 | 0.00 | 0.00 |
| TOTAL LIABILITIES | 0.00 | 0.00 | 0.00 | 0.00 |
| TOTAL NET ASSET VALUE | 24,153,960.16 | 23,942,073.22 | 24,187,950.80 | 24,021,981.02 |



ACCOUNT STATEMENT

Statement Period
Account Number

04/01/2018 through 04/30/2018
BRANCH BANKING AND TRUST COMPANY
CUSTODIAN FOR WEST TRAVIS COUNTY
PUBLIC UTILITY AGENCY CAPITAL
PROJECTS FUND

Balance Sheet

| | AS OF 04/01/2018 | | AS OF 04/30/2018 | |
|-------------------------------------|----------------------|----------------------|----------------------|----------------------|
| | COST | MARKET | COST | MARKET |
| | VALUE | VALUE | VALUE | VALUE |
| A S S E T S | | | | |
| CASH | 50,458.85 | 50,458.85 | 5,452.66 | 5,452.66 |
| DUE FROM BROKERS | 2,387,000.00 | 2,387,000.00 | 0.00 | 0.00 |
| ACCRUED INCOME | 42,202.62 | 42,202.62 | 73,960.68 | 73,960.68 |
| TOTAL CASH & RECEIVABLES | 2,479,661.47 | 2,479,661.47 | 79,413.34 | 79,413.34 |
| CASH EQUIVALENTS | | | | |
| MONEY MARKET | 359,246.50 | 359,246.50 | 112,372.21 | 112,372.21 |
| TOTAL CASH EQUIVALENTS | 359,246.50 | 359,246.50 | 112,372.21 | 112,372.21 |
| BONDS | | | | |
| US GOVERNMENT AGENCY BDS/NOTES | 7,906,102.36 | 7,855,915.26 | 7,906,102.36 | 7,838,295.65 |
| US GOVERNMENT NOTES | 8,590,984.29 | 8,526,610.75 | 9,666,017.57 | 9,575,032.44 |
| US GOVERNMENT BDS | 3,258,614.25 | 3,222,973.80 | 3,258,614.25 | 3,209,702.40 |
| MUNICIPAL BDS | 115,766.20 | 115,284.40 | 115,766.20 | 114,535.30 |
| CORPORATE BDS | 1,411,599.55 | 1,411,772.32 | 3,015,674.23 | 3,012,721.88 |
| TOTAL BONDS | 21,283,066.65 | 21,132,556.53 | 23,962,174.61 | 23,750,287.67 |
| TOTAL HOLDINGS | 21,642,313.15 | 21,491,803.03 | 24,074,546.82 | 23,862,659.88 |
| TOTAL ASSETS | 24,121,974.62 | 23,971,464.50 | 24,153,960.16 | 23,942,073.22 |
| L I A B I L I T I E S | | | | |
| DUE TO BROKERS | 0.00 | 0.00 | 0.00 | 0.00 |
| TOTAL LIABILITIES | 0.00 | 0.00 | 0.00 | 0.00 |
| TOTAL NET ASSET VALUE | 24,121,974.62 | 23,971,464.50 | 24,153,960.16 | 23,942,073.22 |

Investment Accounts Activity Summary
Cost Basis

| Debt Service Fund | 2017 | Jan-18 | Feb-18 | Mar-18 | Apr-18 | May-18 | Jun-18 | FY18 |
|-------------------------|------------------|------------------|------------------|------------------|------------------|------------------|------------------|------------------|
| Beginning Balance | \$ 16,500,000.00 | \$ 16,525,446.29 | \$ 16,547,821.79 | \$ 16,567,772.79 | \$ 16,583,774.48 | \$ 16,605,761.09 | \$ 16,629,046.88 | \$ 16,500,000.00 |
| Interest | (58,650.48) | 17,783.98 | 53,673.83 | 50,736.77 | 405.82 | 9,463.60 | 2,367.41 | 75,780.93 |
| Accrued Interest Change | 84,096.77 | 4,591.52 | (32,486.24) | (27,205.58) | 21,873.88 | 13,626.90 | 20,519.61 | 85,016.86 |
| Other Income | | | | | | (35.95) | 845.92 | 809.97 |
| Net Amortization | | | (2,316.58) | (7,413.75) | | | (465.77) | (10,196.10) |
| Realized Gain | | | 1,804.69 | 176.89 | | 664.84 | | 2,646.42 |
| Fees-BB&T | | | (724.70) | (292.64) | (293.09) | (433.60) | (433.49) | (2,177.52) |
| Fees-Sterling | | | | | | | (8,731.00) | (8,731.00) |
| Ending Balance | \$ 16,525,446.29 | \$ 16,547,821.79 | \$ 16,567,772.79 | \$ 16,583,774.48 | \$ 16,605,761.09 | \$ 16,629,046.88 | \$ 16,643,149.56 | \$ 16,643,149.56 |



ACCOUNT STATEMENT

Statement Period
Account Number

06/01/2018 through 06/30/2018
BRANCH BANKING AND TRUST COMPANY
CUSTODIAN FOR WEST TRAVIS COUNTY
PUBLIC UTILITY AGENCY DEBT SERVICE
FUND

Balance Sheet

| | AS OF 06/01/2018 | | AS OF 06/30/2018 | |
|-------------------------------------|----------------------|----------------------|----------------------|----------------------|
| | COST | MARKET | COST | MARKET |
| | VALUE | VALUE | VALUE | VALUE |
| A S S E T S | | | | |
| CASH | 125.10 | 125.10 | 1,088.24 | 1,088.24 |
| DUE FROM BROKERS | 0.00 | 0.00 | 0.00 | 0.00 |
| ACCRUED INCOME | 64,497.25 | 64,497.25 | 85,016.86 | 85,016.86 |
| TOTAL CASH & RECEIVABLES | 64,622.35 | 64,622.35 | 86,105.10 | 86,105.10 |
| CASH EQUIVALENTS | | | | |
| MONEY MARKET | 823,997.72 | 823,997.72 | 202,772.68 | 202,772.68 |
| TOTAL CASH EQUIVALENTS | 823,997.72 | 823,997.72 | 202,772.68 | 202,772.68 |
| BONDS | | | | |
| US GOVERNMENT AGENCY BDS/NOTES | 5,438,856.72 | 5,402,882.39 | 5,763,807.97 | 5,726,882.38 |
| US GOVERNMENT NOTES | 8,144,789.79 | 8,067,400.80 | 8,144,789.79 | 8,060,423.25 |
| US GOVERNMENT INFLATION BDS | 0.00 | 0.00 | 289,359.49 | 289,070.58 |
| MUNICIPAL BDS | 78,931.50 | 77,955.00 | 78,465.73 | 77,782.50 |
| CORPORATE BDS | 2,077,848.80 | 2,078,068.97 | 2,077,848.80 | 2,075,701.20 |
| TOTAL BONDS | 15,740,426.81 | 15,626,307.16 | 16,354,271.78 | 16,229,859.91 |
| TOTAL HOLDINGS | 16,564,424.53 | 16,450,304.88 | 16,557,044.46 | 16,432,632.59 |
| TOTAL ASSETS | 16,629,046.88 | 16,514,927.23 | 16,643,149.56 | 16,518,737.69 |
| L I A B I L I T I E S | | | | |
| DUE TO BROKERS | 0.00 | 0.00 | 0.00 | 0.00 |
| TOTAL LIABILITIES | 0.00 | 0.00 | 0.00 | 0.00 |
| TOTAL NET ASSET VALUE | 16,629,046.88 | 16,514,927.23 | 16,643,149.56 | 16,518,737.69 |



ACCOUNT STATEMENT

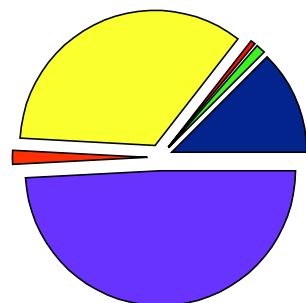
Statement Period
Account Number

06/01/2018 through 06/30/2018
BRANCH BANKING AND TRUST COMPANY
CUSTODIAN FOR WEST TRAVIS COUNTY
PUBLIC UTILITY AGENCY DEBT SERVICE
FUND

Schedule Of Asset Detail

| DESCRIPTION | MARKET VALUE | COST | % OF PORT | ACCRUED INCOME |
|--------------------------------|----------------------|----------------------|-----------|------------------|
| MONEY MARKET | 202,772.68 | 202,772.68 | 1 | 0.00 |
| US GOVERNMENT AGENCY BDS/NOTES | 5,726,882.38 | 5,763,807.97 | 35 | 22,437.85 |
| US GOVERNMENT NOTES | 8,060,423.25 | 8,144,789.79 | 49 | 48,348.40 |
| US GOVERNMENT INFLATION BDS | 289,070.58 | 289,359.49 | 2 | 75.48 |
| MUNICIPAL BDS | 77,782.50 | 78,465.73 | 0 | 299.06 |
| CORPORATE BDS | 2,075,701.20 | 2,077,848.80 | 13 | 13,856.07 |
| TOTAL INVESTMENTS | 16,432,632.59 | 16,557,044.46 | | 85,016.86 |
| CASH | 1,088.24 | | | |
| DUE FROM BROKER | 0.00 | | | |
| DUE TO BROKER | 0.00 | | | |
| ACCRUED INCOME | 85,016.86 | | | |
| TOTAL MARKET VALUE | 16,518,737.69 | | | |

Ending Asset Allocation



| | | |
|--------|--------------------------------|----------------------|
| 12.6% | CORPORATE BDS | 2,075,701.20 |
| 1.2% | MONEY MARKET | 202,772.68 |
| 0.5% | MUNICIPAL BDS | 77,782.50 |
| 34.9% | US GOVERNMENT AGENCY BDS/NOTES | 5,726,882.38 |
| 1.8% | US GOVERNMENT INFLATION BDS | 289,070.58 |
| 49.0% | US GOVERNMENT NOTES | 8,060,423.25 |
| 100.0% | Total | 16,432,632.59 |



ACCOUNT STATEMENT

Statement Period
Account Number

06/01/2018 through 06/30/2018
BRANCH BANKING AND TRUST COMPANY
CUSTODIAN FOR WEST TRAVIS COUNTY
PUBLIC UTILITY AGENCY DEBT SERVICE
FUND

Asset Detail As Of 06/30/2018

| UNITS/BOOK VALUE | DESCRIPTION | ORIGINAL FACE | MARKET VALUE | COST | % OF PORT | ACCRUED INCOME |
|---------------------------------------|--|---------------|-------------------|-------------------|--------------|-------------------|
| MONEY MARKET | | | | | | |
| 202,772.68 | CUSIP # SA0000602 BB&T COLLATERALIZED DEPOSIT PROGRAM FOR TEXAS PUBLIC FUNDS | | 202,772.68 | 202,772.68 | 1 | 0.00 |
| | | | 202,772.68 | 202,772.68 | 1 | 0.00 |
| US GOVERNMENT AGENCY BDS/NOTES | | | | | | |
| 1,400,000 | CUSIP # 3130ACF33 FEDERAL HOME LOAN BANK DTD 09/13/2017 1.875% 09/13/2021 | | 1,360,142.00 | 1,386,910.00 | 8 | 7,802.08 |
| 325,000 | CUSIP # 3130AEAW0 FED HOME LOAN BANK DTD 05/15/2018 2% 05/15/2020 | | 324,983.75 | 324,951.25 | 2 | 812.50 |
| 1,330,000 | CUSIP # 3133EGVE2 FED FARM CREDIT BANK DTD 09/21/2016 1.07% 03/21/2019 | | 1,317,830.50 | 1,318,003.40 | 8 | 3,913.53 |
| 405,000 | CUSIP # 3134G44D7 FED HOME LOAN MTG CORP DTD 05/20/2013 1.5% 11/20/2020 | | 393,797.70 | 399,269.25 | 2 | 675.00 |
| 102,000 | CUSIP # 3134G8UP2 FED HOME LOAN MTG CORP DTD 03/30/2016 1.5% 03/30/2021 | | 101,047.32 | 101,872.50 | 1 | 382.50 |
| 92,000 | CUSIP # 3134G9VX2 FED HOME LOAN MTG CORP DTD 06/30/2016 1% 06/30/2021 | | 89,822.36 | 90,515.67 | 1 | 0.00 |
| 1,335,000 | CUSIP # 3135G0J53 FED NATL MTG ASSN DTD 02/23/2016 1% 02/26/2019 | | 1,323,919.50 | 1,322,838.15 | 8 | 4,598.33 |



ACCOUNT STATEMENT

Statement Period
Account Number

06/01/2018 through 06/30/2018
BRANCH BANKING AND TRUST COMPANY
CUSTODIAN FOR WEST TRAVIS COUNTY
PUBLIC UTILITY AGENCY DEBT SERVICE
FUND

Asset Detail As Of 06/30/2018

| UNITS/BOOK VALUE | DESCRIPTION | ORIGINAL FACE | MARKET VALUE | COST | % OF PORT | ACCRUED INCOME |
|---------------------|---|---------------|--------------|--------------|--------------|-------------------|
| 825,000 | CUSIP # 3137EAEH8 FED HOME LOAN MTG CORP DTD 07/19/2017 1.375% 08/15/2019 | | 815,339.25 | 819,447.75 | 5 | 4,253.91 |
| | | | 5,726,882.38 | 5,763,807.97 | 35 | 22,437.85 |
| US GOVERNMENT NOTES | | | | | | |
| 830,000 | CUSIP # 9128282P4 US TREASURY NOTE DTD 07/31/2017 1.875% 07/31/2022 | | 803,514.70 | 818,717.19 | 5 | 6,448.55 |
| 1,320,000 | CUSIP # 912828C24 US TREASURY NOTE DTD 02/28/2014 1.5% 02/28/2019 | | 1,313,558.40 | 1,316,700.00 | 8 | 6,564.13 |
| 1,310,000 | CUSIP # 912828F21 US TREASURY NOTE DTD 9/30/2014 2.125% 09/30/2021 | | 1,288,712.50 | 1,318,142.50 | 8 | 6,921.35 |
| 835,000 | CUSIP # 912828H52 US TREASURY NOTE DTD 02/02/2015 1.25% 01/31/2020 | | 819,018.10 | 825,801.95 | 5 | 4,324.93 |
| 925,000 | CUSIP # 912828N63 US TREASURY NOTE DTD 01/15/2016 1.125% 01/15/2019 | | 919,801.50 | 919,363.28 | 6 | 4,771.93 |
| 1,285,000 | CUSIP # 912828NT3 US TREASURY NOTE DTD 8/16/2010 2.625% 08/15/2020 | | 1,286,657.65 | 1,306,833.82 | 8 | 12,579.33 |
| 830,000 | CUSIP # 912828T83 US TREASURY NOTE DTD 10/31/2016 .75% 10/31/2018 | | 826,563.80 | 823,353.52 | 5 | 1,031.86 |
| 810,000 | CUSIP # 912828VV9 US TREASURY NOTE DTD 09/03/2013 2.125% 08/31/2020 | | 802,596.60 | 815,877.53 | 5 | 5,706.32 |



ACCOUNT STATEMENT

Statement Period
Account Number

06/01/2018 through 06/30/2018
BRANCH BANKING AND TRUST COMPANY
CUSTODIAN FOR WEST TRAVIS COUNTY
PUBLIC UTILITY AGENCY DEBT SERVICE
FUND

Asset Detail As Of 06/30/2018

| UNITS/BOOK VALUE | DESCRIPTION | ORIGINAL FACE | MARKET VALUE | COST | % OF PORT | ACCRUED INCOME |
|-----------------------------|---|---------------|--------------|--------------|-----------|----------------|
| | | | 8,060,423.25 | 8,144,789.79 | 49 | 48,348.40 |
| US GOVERNMENT INFLATION BDS | | | | | | |
| 290,797.92 | CUSIP # 912828C99 US TREASURY INFL IX BD DTD 04/30/2014 .125% 04/15/2019 | 272,000 | 289,070.58 | 289,359.49 | 2 | 75.48 |
| | | | 289,070.58 | 289,359.49 | 2 | 75.48 |
| MUNICIPAL BDS | | | | | | |
| 75,000 | CUSIP # 20772G4V7 CONNECTICUT ST BUILD AMERICA BONDS DTD 12/23/2009 4.95% 12/01/2020 | | 77,782.50 | 78,465.73 | 0 | 299.06 |
| | | | 77,782.50 | 78,465.73 | 0 | 299.06 |
| CORPORATE BDS | | | | | | |
| 289,000 | CUSIP # 037833DH0 APPLE INC DTD 11/13/2017 1.8% 11/13/2019 | | 285,945.27 | 286,026.19 | 2 | 679.15 |
| 282,000 | CUSIP # 166751AJ6 CHEVRON CORP DTD 3/03/2009 4.95% 03/03/2019 | | 286,306.14 | 288,170.16 | 2 | 4,536.68 |
| 299,000 | CUSIP # 191216BT6 THE COCA-COLA CO DTD 10/27/2015 1.875% 10/27/2020 | | 292,251.57 | 293,061.86 | 2 | 981.09 |
| 328,000 | CUSIP # 30231GAD4 EXXON MOBIL CORP DTD 03/20/2014 1.819% 03/15/2019 | | 326,346.88 | 326,025.44 | 2 | 1,740.18 |



ACCOUNT STATEMENT

Statement Period
Account Number

06/01/2018 through 06/30/2018
BRANCH BANKING AND TRUST COMPANY
CUSTODIAN FOR WEST TRAVIS COUNTY
PUBLIC UTILITY AGENCY DEBT SERVICE
FUND

Asset Detail As Of 06/30/2018

| UNITS/BOOK VALUE | DESCRIPTION | ORIGINAL FACE | MARKET VALUE | COST | % OF PORT | ACCRUED INCOME |
|------------------|---|---------------|---------------|--------------|--------------|-------------------|
| 310,000 | CUSIP # 742651DS8 PRIVATE EXPORT FUNDING DTD 07/16/2013 1.875% 07/15/2018 | | 309,996.90 | 309,981.40 | 2 | 2,664.06 |
| 289,000 | CUSIP # 742718EZ8 PROCTER & GAMBLE CO/THE DTD 10/25/2017 1.75% 10/25/2019 | | 286,069.54 | 286,066.65 | 2 | 913.16 |
| 290,000 | CUSIP # 89236TDM4 TOYOTA MOTOR CREDIT CORP DTD 1/9/2017 1.7% 01/09/2019 | | 288,784.90 | 288,517.10 | 2 | 2,341.75 |
| | | | 2,075,701.20 | 2,077,848.80 | 13 | 13,856.07 |
| | TOTAL INVESTMENTS | | 16,432,632.59 | | | |
| | CASH | | 1,088.24 | | | |
| | DUE FROM BROKER | | 0.00 | | | |
| | DUE TO BROKER | | 0.00 | | | |
| | NET ASSETS | | 16,433,720.83 | | | |
| | ACCRUED INCOME | | 85,016.86 | | | |
| | TOTAL MARKET VALUE | | 16,518,737.69 | | | |



ACCOUNT STATEMENT

Statement Period
Account Number

05/01/2018 through 05/31/2018
BRANCH BANKING AND TRUST COMPANY
CUSTODIAN FOR WEST TRAVIS COUNTY
PUBLIC UTILITY AGENCY DEBT SERVICE
FUND

Balance Sheet

| | AS OF 05/01/2018 | | AS OF 05/31/2018 | |
|--------------------------------|------------------|---------------|------------------|---------------|
| | COST | MARKET | COST | MARKET |
| | VALUE | VALUE | VALUE | VALUE |
| A S S E T S | | | | |
| CASH | 96,271.36 - | 96,271.36 - | 125.10 | 125.10 |
| DUE FROM BROKERS | 99,972.39 | 99,972.39 | 0.00 | 0.00 |
| ACCRUED INCOME | 50,870.35 | 50,870.35 | 64,497.25 | 64,497.25 |
| TOTAL CASH & RECEIVABLES | 54,571.38 | 54,571.38 | 64,622.35 | 64,622.35 |
| CASH EQUIVALENTS | | | | |
| MONEY MARKET | 71,391.79 | 71,391.79 | 823,997.72 | 823,997.72 |
| TOTAL CASH EQUIVALENTS | 71,391.79 | 71,391.79 | 823,997.72 | 823,997.72 |
| BONDS | | | | |
| US TREASURY BILLS | 0.00 | 0.00 | 0.00 | 0.00 |
| US GOVERNMENT AGENCY BDS/NOTES | 5,438,856.72 | 5,392,239.33 | 5,438,856.72 | 5,402,882.39 |
| US GOVERNMENT NOTES | 6,646,619.17 | 6,584,052.40 | 8,144,789.79 | 8,067,400.80 |
| US GOVERNMENT BDS | 2,237,505.78 | 2,203,875.30 | 0.00 | 0.00 |
| MUNICIPAL BDS | 78,931.50 | 78,092.25 | 78,931.50 | 77,955.00 |
| CORPORATE BDS | 2,077,848.80 | 2,075,818.12 | 2,077,848.80 | 2,078,068.97 |
| TOTAL BONDS | 16,479,761.97 | 16,334,077.40 | 15,740,426.81 | 15,626,307.16 |
| TOTAL HOLDINGS | 16,551,153.76 | 16,405,469.19 | 16,564,424.53 | 16,450,304.88 |
| TOTAL ASSETS | 16,605,725.14 | 16,460,040.57 | 16,629,046.88 | 16,514,927.23 |
| L I A B I L I T I E S | | | | |
| DUE TO BROKERS | 0.00 | 0.00 | 0.00 | 0.00 |
| TOTAL LIABILITIES | 0.00 | 0.00 | 0.00 | 0.00 |
| TOTAL NET ASSET VALUE | 16,605,725.14 | 16,460,040.57 | 16,629,046.88 | 16,514,927.23 |



ACCOUNT STATEMENT

Statement Period
Account Number

04/01/2018 through 04/30/2018
BRANCH BANKING AND TRUST COMPANY
CUSTODIAN FOR WEST TRAVIS COUNTY
PUBLIC UTILITY AGENCY DEBT SERVICE
FUND

Balance Sheet

| | AS OF 04/01/2018 | | AS OF 04/30/2018 | |
|-------------------------------------|----------------------|----------------------|----------------------|----------------------|
| | COST | MARKET | COST | MARKET |
| | VALUE | VALUE | VALUE | VALUE |
| A S S E T S | | | | |
| CASH | 34,650.39 | 34,650.39 | 3,736.98 | 3,736.98 |
| DUE FROM BROKERS | 1,638,000.00 | 1,638,000.00 | 0.00 | 0.00 |
| ACCRUED INCOME | 28,996.47 | 28,996.47 | 50,870.35 | 50,870.35 |
| TOTAL CASH & RECEIVABLES | 1,701,646.86 | 1,701,646.86 | 54,607.33 | 54,607.33 |
| CASH EQUIVALENTS | | | | |
| MONEY MARKET | 248,816.94 | 248,816.94 | 71,391.79 | 71,391.79 |
| TOTAL CASH EQUIVALENTS | 248,816.94 | 248,816.94 | 71,391.79 | 71,391.79 |
| BONDS | | | | |
| US GOVERNMENT AGENCY BDS/NOTES | 5,438,856.72 | 5,404,349.48 | 5,438,856.72 | 5,392,239.33 |
| US GOVERNMENT NOTES | 5,907,284.01 | 5,863,012.85 | 6,646,619.17 | 6,584,052.40 |
| US GOVERNMENT BDS | 2,237,505.78 | 2,213,002.10 | 2,237,505.78 | 2,203,875.30 |
| MUNICIPAL BDS | 78,931.50 | 78,603.00 | 78,931.50 | 78,092.25 |
| CORPORATE BDS | 970,732.67 | 970,850.27 | 2,077,848.80 | 2,075,818.12 |
| TOTAL BONDS | 14,633,310.68 | 14,529,817.70 | 16,479,761.97 | 16,334,077.40 |
| TOTAL HOLDINGS | 14,882,127.62 | 14,778,634.64 | 16,551,153.76 | 16,405,469.19 |
| TOTAL ASSETS | 16,583,774.48 | 16,480,281.50 | 16,605,761.09 | 16,460,076.52 |
| L I A B I L I T I E S | | | | |
| DUE TO BROKERS | 0.00 | 0.00 | 0.00 | 0.00 |
| TOTAL LIABILITIES | 0.00 | 0.00 | 0.00 | 0.00 |
| TOTAL NET ASSET VALUE | 16,583,774.48 | 16,480,281.50 | 16,605,761.09 | 16,460,076.52 |

Investment Accounts Activity Summary
Cost Basis

| Facilities Fund | 2017 | Jan-18 | Feb-18 | Mar-18 | Apr-18 | May-18 | Jun-18 | FY18 |
|-------------------------|-----------------|-----------------|-----------------|-----------------|-----------------|-----------------|-----------------|-----------------|
| Beginning Balance | \$ 5,700,000.00 | \$ 5,708,792.76 | \$ 5,716,521.63 | \$ 5,723,178.10 | \$ 5,728,677.97 | \$ 5,736,252.98 | \$ 5,744,186.73 | \$ 5,700,000.00 |
| Interest | (20,225.48) | 6,070.71 | 18,537.39 | 17,625.71 | 151.22 | 3,281.33 | 813.65 | 26,254.53 |
| Accrued Interest Change | 29,018.24 | 1,658.16 | (11,221.98) | (9,500.79) | 7,538.13 | 4,689.52 | 7,086.32 | 29,267.60 |
| Other Income | | | | | | (12.58) | 292.34 | 279.76 |
| Net Amortization | | | (801.86) | (2,575.01) | | | (155.26) | (3,532.13) |
| Realized Gain | | | 628.91 | 64.14 | | 230.00 | | 923.05 |
| Fees-BB&T | | | (485.99) | (114.18) | (114.34) | (254.52) | (254.48) | (1,223.51) |
| Fees-Sterling | | | | | | | (3,016.00) | (3,016.00) |
| Ending Balance | \$ 5,708,792.76 | \$ 5,716,521.63 | \$ 5,723,178.10 | \$ 5,728,677.97 | \$ 5,736,252.98 | \$ 5,744,186.73 | \$ 5,748,953.30 | \$ 5,748,953.30 |



ACCOUNT STATEMENT

Statement Period
Account Number

06/01/2018 through 06/30/2018
BRANCH BANKING AND TRUST COMPANY
CUSTODIAN FOR WEST TRAVIS COUNTY
PUBLIC UTILITY AGENCY FACILITIES
FUND

Balance Sheet

| | AS OF 06/01/2018 | | AS OF 06/30/2018 | |
|-------------------------------------|---------------------|---------------------|---------------------|---------------------|
| | COST | MARKET | COST | MARKET |
| | VALUE | VALUE | VALUE | VALUE |
| A S S E T S | | | | |
| CASH | 60.33 | 60.33 | 390.60 | 390.60 |
| DUE FROM BROKERS | 0.00 | 0.00 | 0.00 | 0.00 |
| ACCRUED INCOME | 22,181.28 | 22,181.28 | 29,267.60 | 29,267.60 |
| TOTAL CASH & RECEIVABLES | 22,241.61 | 22,241.61 | 29,658.20 | 29,658.20 |
| CASH EQUIVALENTS | | | | |
| MONEY MARKET | 298,969.06 | 298,969.06 | 86,491.57 | 86,491.57 |
| TOTAL CASH EQUIVALENTS | 298,969.06 | 298,969.06 | 86,491.57 | 86,491.57 |
| BONDS | | | | |
| US GOVERNMENT AGENCY BDS/NOTES | 1,878,684.60 | 1,866,306.32 | 1,988,668.10 | 1,975,981.48 |
| US GOVERNMENT NOTES | 2,805,105.56 | 2,778,434.80 | 2,805,105.56 | 2,776,032.70 |
| US GOVERNMENT INFLATION BDS | 0.00 | 0.00 | 99,999.23 | 99,899.39 |
| MUNICIPAL BDS | 26,310.50 | 25,985.00 | 26,155.24 | 25,927.50 |
| CORPORATE BDS | 712,875.40 | 712,946.67 | 712,875.40 | 712,133.34 |
| TOTAL BONDS | 5,422,976.06 | 5,383,672.79 | 5,632,803.53 | 5,589,974.41 |
| TOTAL HOLDINGS | 5,721,945.12 | 5,682,641.85 | 5,719,295.10 | 5,676,465.98 |
| TOTAL ASSETS | 5,744,186.73 | 5,704,883.46 | 5,748,953.30 | 5,706,124.18 |
| L I A B I L I T I E S | | | | |
| DUE TO BROKERS | 0.00 | 0.00 | 0.00 | 0.00 |
| TOTAL LIABILITIES | 0.00 | 0.00 | 0.00 | 0.00 |
| TOTAL NET ASSET VALUE | 5,744,186.73 | 5,704,883.46 | 5,748,953.30 | 5,706,124.18 |



ACCOUNT STATEMENT

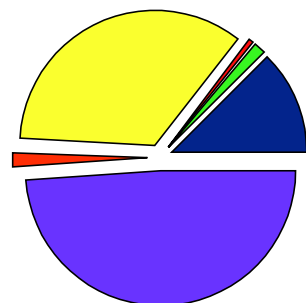
Statement Period
Account Number

06/01/2018 through 06/30/2018
BRANCH BANKING AND TRUST COMPANY
CUSTODIAN FOR WEST TRAVIS COUNTY
PUBLIC UTILITY AGENCY FACILITIES
FUND

Schedule Of Asset Detail

| DESCRIPTION | MARKET VALUE | COST | % OF PORT | ACCRUED INCOME |
|--------------------------------|---------------------|---------------------|-----------|------------------|
| MONEY MARKET | 86,491.57 | 86,491.57 | 2 | 0.00 |
| US GOVERNMENT AGENCY BDS/NOTES | 1,975,981.48 | 1,988,668.10 | 35 | 7,734.31 |
| US GOVERNMENT NOTES | 2,776,032.70 | 2,805,105.56 | 49 | 16,652.16 |
| US GOVERNMENT INFLATION BDS | 99,899.39 | 99,999.23 | 2 | 26.09 |
| MUNICIPAL BDS | 25,927.50 | 26,155.24 | 0 | 99.69 |
| CORPORATE BDS | 712,133.34 | 712,875.40 | 12 | 4,755.35 |
| TOTAL INVESTMENTS | 5,676,465.98 | 5,719,295.10 | | 29,267.60 |
| CASH | 390.60 | | | |
| DUE FROM BROKER | 0.00 | | | |
| DUE TO BROKER | 0.00 | | | |
| ACCRUED INCOME | 29,267.60 | | | |
| TOTAL MARKET VALUE | 5,706,124.18 | | | |

Ending Asset Allocation



| | | |
|--------|--------------------------------|---------------------|
| 12.5% | CORPORATE BDS | 712,133.34 |
| 1.5% | MONEY MARKET | 86,491.57 |
| 0.5% | MUNICIPAL BDS | 25,927.50 |
| 34.8% | US GOVERNMENT AGENCY BDS/NOTES | 1,975,981.48 |
| 1.8% | US GOVERNMENT INFLATION BDS | 99,899.39 |
| 48.9% | US GOVERNMENT NOTES | 2,776,032.70 |
| 100.0% | Total | 5,676,465.98 |



ACCOUNT STATEMENT

Statement Period
Account Number

06/01/2018 through 06/30/2018
BRANCH BANKING AND TRUST COMPANY
CUSTODIAN FOR WEST TRAVIS COUNTY
PUBLIC UTILITY AGENCY FACILITIES
FUND

Asset Detail As Of 06/30/2018

| UNITS/BOOK VALUE | DESCRIPTION | ORIGINAL FACE | MARKET VALUE | COST | % OF PORT | ACCRUED INCOME |
|---------------------------------------|--|---------------|------------------|------------------|--------------|-------------------|
| MONEY MARKET | | | | | | |
| 86,491.57 | CUSIP # SA0000602 BB&T COLLATERALIZED DEPOSIT PROGRAM FOR TEXAS PUBLIC FUNDS | | 86,491.57 | 86,491.57 | 2 | 0.00 |
| | | | 86,491.57 | 86,491.57 | 2 | 0.00 |
| US GOVERNMENT AGENCY BDS/NOTES | | | | | | |
| 480,000 | CUSIP # 3130ACF33 FEDERAL HOME LOAN BANK DTD 09/13/2017 1.875% 09/13/2021 | | 466,334.40 | 475,512.00 | 8 | 2,675.00 |
| 110,000 | CUSIP # 3130AEAW0 FED HOME LOAN BANK DTD 05/15/2018 2% 05/15/2020 | | 109,994.50 | 109,983.50 | 2 | 275.00 |
| 470,000 | CUSIP # 3133EGVE2 FED FARM CREDIT BANK DTD 09/21/2016 1.07% 03/21/2019 | | 465,699.50 | 465,760.60 | 8 | 1,382.98 |
| 140,000 | CUSIP # 3134G44D7 FED HOME LOAN MTG CORP DTD 05/20/2013 1.5% 11/20/2020 | | 136,127.60 | 138,019.00 | 2 | 233.33 |
| 35,000 | CUSIP # 3134G8UP2 FED HOME LOAN MTG CORP DTD 03/30/2016 1.5% 03/30/2021 | | 34,673.10 | 34,956.25 | 1 | 131.25 |
| 31,000 | CUSIP # 3134G9VX2 FED HOME LOAN MTG CORP DTD 06/30/2016 1% 06/30/2021 | | 30,266.23 | 30,499.85 | 1 | 0.00 |
| 455,000 | CUSIP # 3135G0J53 FED NATL MTG ASSN DTD 02/23/2016 1% 02/26/2019 | | 451,223.50 | 450,854.95 | 8 | 1,567.22 |



ACCOUNT STATEMENT

Statement Period
Account Number

06/01/2018 through 06/30/2018
BRANCH BANKING AND TRUST COMPANY
CUSTODIAN FOR WEST TRAVIS COUNTY
PUBLIC UTILITY AGENCY FACILITIES
FUND

Asset Detail As Of 06/30/2018

| UNITS/BOOK VALUE | DESCRIPTION | ORIGINAL FACE | MARKET VALUE | COST | % OF PORT | ACCRUED INCOME |
|---------------------|---|---------------|---------------------|---------------------|-----------|-----------------|
| 285,000 | CUSIP # 3137EAEH8 FED HOME LOAN MTG CORP DTD 07/19/2017 1.375% 08/15/2019 | | 281,662.65 | 283,081.95 | 5 | 1,469.53 |
| | | | 1,975,981.48 | 1,988,668.10 | 35 | 7,734.31 |
| US GOVERNMENT NOTES | | | | | | |
| 280,000 | CUSIP # 9128282P4 US TREASURY NOTE DTD 07/31/2017 1.875% 07/31/2022 | | 271,065.20 | 276,193.75 | 5 | 2,175.41 |
| 455,000 | CUSIP # 912828C24 US TREASURY NOTE DTD 02/28/2014 1.5% 02/28/2019 | | 452,779.60 | 453,862.50 | 8 | 2,262.64 |
| 455,000 | CUSIP # 912828F21 US TREASURY NOTE DTD 9/30/2014 2.125% 09/30/2021 | | 447,606.25 | 457,828.12 | 8 | 2,403.98 |
| 285,000 | CUSIP # 912828H52 US TREASURY NOTE DTD 02/02/2015 1.25% 01/31/2020 | | 279,545.10 | 281,860.55 | 5 | 1,476.17 |
| 320,000 | CUSIP # 912828N63 US TREASURY NOTE DTD 01/15/2016 1.125% 01/15/2019 | | 318,201.60 | 318,050.00 | 6 | 1,650.83 |
| 445,000 | CUSIP # 912828NT3 US TREASURY NOTE DTD 8/16/2010 2.625% 08/15/2020 | | 445,574.05 | 452,561.13 | 8 | 4,356.27 |
| 285,000 | CUSIP # 912828T83 US TREASURY NOTE DTD 10/31/2016 .75% 10/31/2018 | | 283,820.10 | 282,717.77 | 5 | 354.31 |
| 280,000 | CUSIP # 912828VV9 US TREASURY NOTE DTD 09/03/2013 2.125% 08/31/2020 | | 277,440.80 | 282,031.74 | 5 | 1,972.55 |



ACCOUNT STATEMENT

Statement Period
Account Number

06/01/2018 through 06/30/2018
BRANCH BANKING AND TRUST COMPANY
CUSTODIAN FOR WEST TRAVIS COUNTY
PUBLIC UTILITY AGENCY FACILITIES
FUND

Asset Detail As Of 06/30/2018

| UNITS/BOOK VALUE | DESCRIPTION | ORIGINAL FACE | MARKET VALUE | COST | % OF PORT | ACCRUED INCOME |
|-----------------------------|---|---------------|--------------|--------------|--------------|-------------------|
| | | | 2,776,032.70 | 2,805,105.56 | 49 | 16,652.16 |
| US GOVERNMENT INFLATION BDS | | | | | | |
| 100,496.34 | CUSIP # 912828C99 US TREASURY INFL IX BD DTD 04/30/2014 .125% 04/15/2019 | 94,000 | 99,899.39 | 99,999.23 | 2 | 26.09 |
| | | | 99,899.39 | 99,999.23 | 2 | 26.09 |
| MUNICIPAL BDS | | | | | | |
| 25,000 | CUSIP # 20772G4V7 CONNECTICUT ST BUILD AMERICA BONDS DTD 12/23/2009 4.95% 12/01/2020 | | 25,927.50 | 26,155.24 | 0 | 99.69 |
| | | | 25,927.50 | 26,155.24 | 0 | 99.69 |
| CORPORATE BDS | | | | | | |
| 99,000 | CUSIP # 037833DH0 APPLE INC DTD 11/13/2017 1.8% 11/13/2019 | | 97,953.57 | 97,981.29 | 2 | 232.65 |
| 97,000 | CUSIP # 166751AJ6 CHEVRON CORP DTD 3/03/2009 4.95% 03/03/2019 | | 98,481.19 | 99,122.36 | 2 | 1,560.49 |
| 103,000 | CUSIP # 191216BT6 THE COCA-COLA CO DTD 10/27/2015 1.875% 10/27/2020 | | 100,675.29 | 100,954.42 | 2 | 337.97 |
| 113,000 | CUSIP # 30231GAD4 EXXON MOBIL CORP DTD 03/20/2014 1.819% 03/15/2019 | | 112,430.48 | 112,319.74 | 2 | 599.51 |



ACCOUNT STATEMENT

Statement Period
Account Number

06/01/2018 through 06/30/2018
BRANCH BANKING AND TRUST COMPANY
CUSTODIAN FOR WEST TRAVIS COUNTY
PUBLIC UTILITY AGENCY FACILITIES
FUND

Asset Detail As Of 06/30/2018

| UNITS/BOOK VALUE | DESCRIPTION | ORIGINAL FACE | MARKET VALUE | COST | % OF PORT | ACCRUED INCOME |
|------------------|---|---------------|--------------|------------|-----------|----------------|
| 109,000 | CUSIP # 742651DS8 PRIVATE EXPORT FUNDING DTD 07/16/2013 1.875% 07/15/2018 | | 108,998.91 | 108,993.46 | 2 | 936.72 |
| 99,000 | CUSIP # 742718EZ8 PROCTER & GAMBLE CO/THE DTD 10/25/2017 1.75% 10/25/2019 | | 97,996.14 | 97,995.15 | 2 | 312.81 |
| 96,000 | CUSIP # 89236TDM4 TOYOTA MOTOR CREDIT CORP DTD 1/9/2017 1.7% 01/09/2019 | | 95,597.76 | 95,508.98 | 2 | 775.20 |
| | | | 712,133.34 | 712,875.40 | 12 | 4,755.35 |
| | TOTAL INVESTMENTS | | 5,676,465.98 | | | |
| | CASH | | 390.60 | | | |
| | DUE FROM BROKER | | 0.00 | | | |
| | DUE TO BROKER | | 0.00 | | | |
| | NET ASSETS | | 5,676,856.58 | | | |
| | ACCRUED INCOME | | 29,267.60 | | | |
| | TOTAL MARKET VALUE | | 5,706,124.18 | | | |



ACCOUNT STATEMENT

Statement Period
Account Number

05/01/2018 through 05/31/2018
BRANCH BANKING AND TRUST COMPANY
CUSTODIAN FOR WEST TRAVIS COUNTY
PUBLIC UTILITY AGENCY FACILITIES
FUND

Balance Sheet

| | AS OF 05/01/2018 | | AS OF 05/31/2018 | |
|--------------------------------|------------------|--------------|------------------|--------------|
| | COST | MARKET | COST | MARKET |
| | VALUE | VALUE | VALUE | VALUE |
| A S S E T S | | | | |
| CASH | 33,704.50 - | 33,704.50 - | 60.33 | 60.33 |
| DUE FROM BROKERS | 34,990.34 | 34,990.34 | 0.00 | 0.00 |
| ACCRUED INCOME | 17,491.76 | 17,491.76 | 22,181.28 | 22,181.28 |
| TOTAL CASH & RECEIVABLES | 18,777.60 | 18,777.60 | 22,241.61 | 22,241.61 |
| CASH EQUIVALENTS | | | | |
| MONEY MARKET | 38,716.74 | 38,716.74 | 298,969.06 | 298,969.06 |
| TOTAL CASH EQUIVALENTS | 38,716.74 | 38,716.74 | 298,969.06 | 298,969.06 |
| BONDS | | | | |
| US TREASURY BILLS | 0.00 | 0.00 | 0.00 | 0.00 |
| US GOVERNMENT AGENCY BDS/NOTES | 1,878,684.60 | 1,862,651.54 | 1,878,684.60 | 1,866,306.32 |
| US GOVERNMENT NOTES | 2,284,997.44 | 2,263,541.59 | 2,805,105.56 | 2,778,434.80 |
| US GOVERNMENT BDS | 775,878.12 | 764,199.00 | 0.00 | 0.00 |
| MUNICIPAL BDS | 26,310.50 | 26,030.75 | 26,310.50 | 25,985.00 |
| CORPORATE BDS | 712,875.40 | 712,178.42 | 712,875.40 | 712,946.67 |
| TOTAL BONDS | 5,678,746.06 | 5,628,601.30 | 5,422,976.06 | 5,383,672.79 |
| TOTAL HOLDINGS | 5,717,462.80 | 5,667,318.04 | 5,721,945.12 | 5,682,641.85 |
| TOTAL ASSETS | 5,736,240.40 | 5,686,095.64 | 5,744,186.73 | 5,704,883.46 |
| L I A B I L I T I E S | | | | |
| DUE TO BROKERS | 0.00 | 0.00 | 0.00 | 0.00 |
| TOTAL LIABILITIES | 0.00 | 0.00 | 0.00 | 0.00 |
| TOTAL NET ASSET VALUE | 5,736,240.40 | 5,686,095.64 | 5,744,186.73 | 5,704,883.46 |



ACCOUNT STATEMENT

Statement Period
Account Number

04/01/2018 through 04/30/2018
BRANCH BANKING AND TRUST COMPANY
CUSTODIAN FOR WEST TRAVIS COUNTY
PUBLIC UTILITY AGENCY FACILITIES
FUND

Balance Sheet

| | AS OF 04/01/2018 | | AS OF 04/30/2018 | |
|-------------------------------------|---------------------|---------------------|---------------------|---------------------|
| | COST VALUE | MARKET VALUE | COST VALUE | MARKET VALUE |
| A S S E T S | | | | |
| CASH | 12,065.00 | 12,065.00 | 1,298.42 | 1,298.42 |
| DUE FROM BROKERS | 575,000.00 | 575,000.00 | 0.00 | 0.00 |
| ACCRUED INCOME | 9,953.63 | 9,953.63 | 17,491.76 | 17,491.76 |
| TOTAL CASH & RECEIVABLES | 597,018.63 | 597,018.63 | 18,790.18 | 18,790.18 |
| CASH EQUIVALENTS | | | | |
| MONEY MARKET | 88,430.17 | 88,430.17 | 38,716.74 | 38,716.74 |
| TOTAL CASH EQUIVALENTS | 88,430.17 | 88,430.17 | 38,716.74 | 38,716.74 |
| BONDS | | | | |
| US GOVERNMENT AGENCY BDS/NOTES | 1,878,684.60 | 1,866,815.85 | 1,878,684.60 | 1,862,651.54 |
| US GOVERNMENT NOTES | 2,029,227.44 | 2,014,035.65 | 2,284,997.44 | 2,263,541.59 |
| US GOVERNMENT BDS | 775,878.12 | 767,369.20 | 775,878.12 | 764,199.00 |
| MUNICIPAL BDS | 26,310.50 | 26,201.00 | 26,310.50 | 26,030.75 |
| CORPORATE BDS | 333,128.51 | 333,169.91 | 712,875.40 | 712,178.42 |
| TOTAL BONDS | 5,043,229.17 | 5,007,591.61 | 5,678,746.06 | 5,628,601.30 |
| TOTAL HOLDINGS | 5,131,659.34 | 5,096,021.78 | 5,717,462.80 | 5,667,318.04 |
| TOTAL ASSETS | 5,728,677.97 | 5,693,040.41 | 5,736,252.98 | 5,686,108.22 |
| L I A B I L I T I E S | | | | |
| DUE TO BROKERS | 0.00 | 0.00 | 0.00 | 0.00 |
| TOTAL LIABILITIES | 0.00 | 0.00 | 0.00 | 0.00 |
| TOTAL NET ASSET VALUE | 5,728,677.97 | 5,693,040.41 | 5,736,252.98 | 5,686,108.22 |

Investment Accounts Activity Summary
Cost Basis

| General Fund | 2017 | Jan-18 | Feb-18 | Mar-18 | Apr-18 | May-18 | Jun-18 | FY18 |
|-------------------------|-----------------|-----------------|-----------------|-----------------|-----------------|-----------------|-----------------|-----------------|
| Beginning Balance | \$ 3,000,000.00 | \$ 3,004,616.42 | \$ 3,008,680.74 | \$ 3,012,020.56 | \$ 3,014,910.02 | \$ 3,018,884.96 | \$ 3,022,973.47 | \$ 3,000,000.00 |
| Interest | (10,644.87) | 3,245.02 | 9,672.97 | 9,254.01 | 79.22 | 1,742.29 | 598.50 | 13,947.14 |
| Accrued Interest Change | 15,261.29 | 819.30 | (5,820.31) | (4,976.90) | 3,965.37 | 2,449.06 | 3,541.00 | 15,238.81 |
| Other Income | | | | | | (14.39) | 155.50 | 141.11 |
| Net Amortization | | | (414.65) | (1,358.25) | | | (93.15) | (1,866.05) |
| Realized Gain | | | 328.12 | 40.17 | | 121.29 | | 489.58 |
| Fees-BB&T | | | (426.31) | (69.57) | (69.65) | (209.74) | (209.72) | (984.99) |
| Fees-Sterling | | | | | | | (1,588.00) | (1,588.00) |
| Ending Balance | \$ 3,004,616.42 | \$ 3,008,680.74 | \$ 3,012,020.56 | \$ 3,014,910.02 | \$ 3,018,884.96 | \$ 3,022,973.47 | \$ 3,025,377.60 | \$ 3,025,377.60 |



ACCOUNT STATEMENT

Statement Period
Account Number

06/01/2018 through 06/30/2018
BRANCH BANKING AND TRUST COMPANY
CUSTODIAN FOR WEST TRAVIS COUNTY
PUBLIC UTILITY AGENCY GENERAL FUND

Balance Sheet

| | AS OF 06/01/2018 | | AS OF 06/30/2018 | |
|-------------------------------------|---------------------|---------------------|---------------------|---------------------|
| | COST | MARKET | COST | MARKET |
| | VALUE | VALUE | VALUE | VALUE |
| A S S E T S | | | | |
| CASH | 27.79 | 27.79 | 589.08 | 589.08 |
| DUE FROM BROKERS | 0.00 | 0.00 | 0.00 | 0.00 |
| ACCRUED INCOME | 11,697.81 | 11,697.81 | 15,238.81 | 15,238.81 |
| TOTAL CASH & RECEIVABLES | 11,725.60 | 11,725.60 | 15,827.89 | 15,827.89 |
| CASH EQUIVALENTS | | | | |
| MONEY MARKET | 154,357.15 | 154,357.15 | 42,021.06 | 42,021.06 |
| TOTAL CASH EQUIVALENTS | 154,357.15 | 154,357.15 | 42,021.06 | 42,021.06 |
| BONDS | | | | |
| US GOVERNMENT AGENCY BDS/NOTES | 986,912.31 | 980,420.37 | 1,044,452.31 | 1,038,037.03 |
| US GOVERNMENT NOTES | 1,479,868.30 | 1,465,829.30 | 1,479,868.30 | 1,464,570.60 |
| US GOVERNMENT INFLATION BDS | 0.00 | 0.00 | 53,191.08 | 53,137.97 |
| MUNICIPAL BDS | 15,786.30 | 15,591.00 | 15,693.15 | 15,556.50 |
| CORPORATE BDS | 374,323.81 | 374,368.20 | 374,323.81 | 373,941.43 |
| TOTAL BONDS | 2,856,890.72 | 2,836,208.87 | 2,967,528.65 | 2,945,243.53 |
| TOTAL HOLDINGS | 3,011,247.87 | 2,990,566.02 | 3,009,549.71 | 2,987,264.59 |
| TOTAL ASSETS | 3,022,973.47 | 3,002,291.62 | 3,025,377.60 | 3,003,092.48 |
| L I A B I L I T I E S | | | | |
| DUE TO BROKERS | 0.00 | 0.00 | 0.00 | 0.00 |
| TOTAL LIABILITIES | 0.00 | 0.00 | 0.00 | 0.00 |
| TOTAL NET ASSET VALUE | 3,022,973.47 | 3,002,291.62 | 3,025,377.60 | 3,003,092.48 |



ACCOUNT STATEMENT

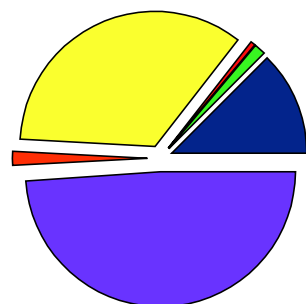
Statement Period
Account Number

06/01/2018 through 06/30/2018
BRANCH BANKING AND TRUST COMPANY
CUSTODIAN FOR WEST TRAVIS COUNTY
PUBLIC UTILITY AGENCY GENERAL FUND

Schedule Of Asset Detail

| DESCRIPTION | MARKET VALUE | COST | % OF PORT | ACCRUED INCOME |
|--------------------------------|---------------------|---------------------|-----------|------------------|
| MONEY MARKET | 42,021.06 | 42,021.06 | 1 | 0.00 |
| US GOVERNMENT AGENCY BDS/NOTES | 1,038,037.03 | 1,044,452.31 | 35 | 3,914.25 |
| US GOVERNMENT NOTES | 1,464,570.60 | 1,479,868.30 | 49 | 8,766.27 |
| US GOVERNMENT INFLATION BDS | 53,137.97 | 53,191.08 | 2 | 13.88 |
| MUNICIPAL BDS | 15,556.50 | 15,693.15 | 1 | 59.81 |
| CORPORATE BDS | 373,941.43 | 374,323.81 | 12 | 2,484.60 |
| TOTAL INVESTMENTS | 2,987,264.59 | 3,009,549.71 | | 15,238.81 |
| CASH | 589.08 | | | |
| DUE FROM BROKER | 0.00 | | | |
| DUE TO BROKER | 0.00 | | | |
| ACCRUED INCOME | 15,238.81 | | | |
| TOTAL MARKET VALUE | 3,003,092.48 | | | |

Ending Asset Allocation



| | | |
|---------|--------------------------------|---------------------|
| 12.5 % | CORPORATE BDS | 373,941.43 |
| 1.4 % | MONEY MARKET | 42,021.06 |
| 0.5 % | MUNICIPAL BDS | 15,556.50 |
| 34.8 % | US GOVERNMENT AGENCY BDS/NOTES | 1,038,037.03 |
| 1.8 % | US GOVERNMENT INFLATION BDS | 53,137.97 |
| 49.0 % | US GOVERNMENT NOTES | 1,464,570.60 |
| 100.0 % | Total | 2,987,264.59 |



ACCOUNT STATEMENT

Statement Period
Account Number

06/01/2018 through 06/30/2018
BRANCH BANKING AND TRUST COMPANY
CUSTODIAN FOR WEST TRAVIS COUNTY
PUBLIC UTILITY AGENCY GENERAL FUND

Asset Detail As Of 06/30/2018

| UNITS/BOOK VALUE | DESCRIPTION | ORIGINAL FACE | MARKET VALUE | COST | % OF PORT | ACCRUED INCOME |
|---------------------------------------|--|---------------|------------------|------------------|--------------|-------------------|
| MONEY MARKET | | | | | | |
| 42,021.06 | CUSIP # SA0000602 BB&T COLLATERALIZED DEPOSIT PROGRAM FOR TEXAS PUBLIC FUNDS | | 42,021.06 | 42,021.06 | 1 | 0.00 |
| | | | 42,021.06 | 42,021.06 | 1 | 0.00 |
| US GOVERNMENT AGENCY BDS/NOTES | | | | | | |
| 250,000 | CUSIP # 3130ACF33 FEDERAL HOME LOAN BANK DTD 09/13/2017 1.875% 09/13/2021 | | 242,882.50 | 247,662.50 | 8 | 1,393.23 |
| 245,000 | CUSIP # 3133EGVE2 FED FARM CREDIT BANK DTD 09/21/2016 1.07% 03/21/2019 | | 242,758.25 | 242,790.10 | 8 | 720.91 |
| 75,000 | CUSIP # 3134G44D7 FED HOME LOAN MTG CORP DTD 05/20/2013 1.5% 11/20/2020 | | 72,925.50 | 73,938.75 | 2 | 125.00 |
| 20,000 | CUSIP # 3134G8UP2 FED HOME LOAN MTG CORP DTD 03/30/2016 1.5% 03/30/2021 | | 19,813.20 | 19,975.00 | 1 | 75.00 |
| 16,000 | CUSIP # 3134G9VX2 FED HOME LOAN MTG CORP DTD 06/30/2016 1% 06/30/2021 | | 15,621.28 | 15,741.86 | 1 | 0.00 |
| 240,000 | CUSIP # 3135G0J53 FED NATL MTG ASSN DTD 02/23/2016 1% 02/26/2019 | | 238,008.00 | 237,813.60 | 8 | 826.67 |
| 60,000 | CUSIP # 3136G3XA8 FED NATL MTG ASSN DTD 06/30/2016 1.2% 12/30/2020 | | 57,784.80 | 57,540.00 | 2 | 0.00 |



ACCOUNT STATEMENT

Statement Period
Account Number

06/01/2018 through 06/30/2018
BRANCH BANKING AND TRUST COMPANY
CUSTODIAN FOR WEST TRAVIS COUNTY
PUBLIC UTILITY AGENCY GENERAL FUND

Asset Detail As Of 06/30/2018

| UNITS/BOOK VALUE | DESCRIPTION | ORIGINAL FACE | MARKET VALUE | COST | % OF PORT | ACCRUED INCOME |
|---------------------|---|---------------|---------------------|---------------------|--------------|-------------------|
| 150,000 | CUSIP # 3137EAEH8 FED HOME LOAN MTG CORP DTD 07/19/2017 1.375% 08/15/2019 | | 148,243.50 | 148,990.50 | 5 | 773.44 |
| | | | 1,038,037.03 | 1,044,452.31 | 35 | 3,914.25 |
| US GOVERNMENT NOTES | | | | | | |
| 150,000 | CUSIP # 9128282P4 US TREASURY NOTE DTD 07/31/2017 1.875% 07/31/2022 | | 145,213.50 | 147,960.93 | 5 | 1,165.40 |
| 240,000 | CUSIP # 912828C24 US TREASURY NOTE DTD 02/28/2014 1.5% 02/28/2019 | | 238,828.80 | 239,400.00 | 8 | 1,193.48 |
| 240,000 | CUSIP # 912828F21 US TREASURY NOTE DTD 9/30/2014 2.125% 09/30/2021 | | 236,100.00 | 241,491.75 | 8 | 1,268.03 |
| 155,000 | CUSIP # 912828H52 US TREASURY NOTE DTD 02/02/2015 1.25% 01/31/2020 | | 152,033.30 | 153,292.58 | 5 | 802.83 |
| 170,000 | CUSIP # 912828N63 US TREASURY NOTE DTD 01/15/2016 1.125% 01/15/2019 | | 169,044.60 | 168,964.06 | 6 | 877.00 |
| 230,000 | CUSIP # 912828NT3 US TREASURY NOTE DTD 8/16/2010 2.625% 08/15/2020 | | 230,296.70 | 233,908.00 | 8 | 2,251.55 |
| 150,000 | CUSIP # 912828T83 US TREASURY NOTE DTD 10/31/2016 .75% 10/31/2018 | | 149,379.00 | 148,798.83 | 5 | 186.48 |
| 145,000 | CUSIP # 912828VV9 US TREASURY NOTE DTD 09/03/2013 2.125% 08/31/2020 | | 143,674.70 | 146,052.15 | 5 | 1,021.50 |



ACCOUNT STATEMENT

Statement Period
Account Number

06/01/2018 through 06/30/2018
BRANCH BANKING AND TRUST COMPANY
CUSTODIAN FOR WEST TRAVIS COUNTY
PUBLIC UTILITY AGENCY GENERAL FUND

Asset Detail As Of 06/30/2018

| UNITS/BOOK VALUE | DESCRIPTION | ORIGINAL FACE | MARKET VALUE | COST | % OF PORT | ACCRUED INCOME |
|-----------------------------|---|---------------|--------------|--------------|--------------|-------------------|
| | | | 1,464,570.60 | 1,479,868.30 | 49 | 8,766.27 |
| US GOVERNMENT INFLATION BDS | | | | | | |
| 53,455.5 | CUSIP # 912828C99 US TREASURY INFL IX BD DTD 04/30/2014 .125% 04/15/2019 | 50,000 | 53,137.97 | 53,191.08 | 2 | 13.88 |
| | | | 53,137.97 | 53,191.08 | 2 | 13.88 |
| MUNICIPAL BDS | | | | | | |
| 15,000 | CUSIP # 20772G4V7 CONNECTICUT ST BUILD AMERICA BONDS DTD 12/23/2009 4.95% 12/01/2020 | | 15,556.50 | 15,693.15 | 1 | 59.81 |
| | | | 15,556.50 | 15,693.15 | 1 | 59.81 |
| CORPORATE BDS | | | | | | |
| 53,000 | CUSIP # 037833DH0 APPLE INC DTD 11/13/2017 1.8% 11/13/2019 | | 52,439.79 | 52,454.63 | 2 | 124.55 |
| 50,000 | CUSIP # 166751AJ6 CHEVRON CORP DTD 3/03/2009 4.95% 03/03/2019 | | 50,763.50 | 51,094.00 | 2 | 804.38 |
| 54,000 | CUSIP # 191216BT6 THE COCA-COLA CO DTD 10/27/2015 1.875% 10/27/2020 | | 52,781.22 | 52,927.56 | 2 | 177.19 |
| 59,000 | CUSIP # 30231GAD4 EXXON MOBIL CORP DTD 03/20/2014 1.819% 03/15/2019 | | 58,702.64 | 58,644.82 | 2 | 313.02 |



ACCOUNT STATEMENT

Statement Period
Account Number

06/01/2018 through 06/30/2018
BRANCH BANKING AND TRUST COMPANY
CUSTODIAN FOR WEST TRAVIS COUNTY
PUBLIC UTILITY AGENCY GENERAL FUND

Asset Detail As Of 06/30/2018

| UNITS/BOOK VALUE | DESCRIPTION | ORIGINAL FACE | MARKET VALUE | COST | % OF PORT | ACCRUED INCOME |
|------------------|---|---------------|--------------|------------|-----------|----------------|
| 56,000 | CUSIP # 742651DS8 PRIVATE EXPORT FUNDING DTD 07/16/2013 1.875% 07/15/2018 | | 55,999.44 | 55,996.64 | 2 | 481.25 |
| 52,000 | CUSIP # 742718EZ8 PROCTER & GAMBLE CO/THE DTD 10/25/2017 1.75% 10/25/2019 | | 51,472.72 | 51,472.20 | 2 | 164.31 |
| 52,000 | CUSIP # 89236TDM4 TOYOTA MOTOR CREDIT CORP DTD 1/9/2017 1.7% 01/09/2019 | | 51,782.12 | 51,733.96 | 2 | 419.90 |
| | | | 373,941.43 | 374,323.81 | 12 | 2,484.60 |
| | TOTAL INVESTMENTS | | 2,987,264.59 | | | |
| | CASH | | 589.08 | | | |
| | DUE FROM BROKER | | 0.00 | | | |
| | DUE TO BROKER | | 0.00 | | | |
| | NET ASSETS | | 2,987,853.67 | | | |
| | ACCRUED INCOME | | 15,238.81 | | | |
| | TOTAL MARKET VALUE | | 3,003,092.48 | | | |



ACCOUNT STATEMENT

Statement Period
Account Number

05/01/2018 through 05/31/2018
BRANCH BANKING AND TRUST COMPANY
CUSTODIAN FOR WEST TRAVIS COUNTY
PUBLIC UTILITY AGENCY GENERAL FUND

Balance Sheet

| | AS OF 05/01/2018 | | AS OF 05/31/2018 | |
|-------------------------------------|---------------------|---------------------|---------------------|---------------------|
| | COST | MARKET | COST | MARKET |
| | VALUE | VALUE | VALUE | VALUE |
| A S S E T S | | | | |
| CASH | 39,323.46- | 39,323.46- | 27.79 | 27.79 |
| DUE FROM BROKERS | 39,988.96 | 39,988.96 | 0.00 | 0.00 |
| ACCRUED INCOME | 9,248.75 | 9,248.75 | 11,697.81 | 11,697.81 |
| TOTAL CASH & RECEIVABLES | 9,914.25 | 9,914.25 | 11,725.60 | 11,725.60 |
| CASH EQUIVALENTS | | | | |
| MONEY MARKET | 17,186.89 | 17,186.89 | 154,357.15 | 154,357.15 |
| TOTAL CASH EQUIVALENTS | 17,186.89 | 17,186.89 | 154,357.15 | 154,357.15 |
| BONDS | | | | |
| US TREASURY BILLS | 0.00 | 0.00 | 0.00 | 0.00 |
| US GOVERNMENT AGENCY BDS/NOTES | 986,912.31 | 978,500.19 | 986,912.31 | 980,420.37 |
| US GOVERNMENT NOTES | 1,204,291.20 | 1,192,997.25 | 1,479,868.30 | 1,465,829.30 |
| US GOVERNMENT BDS | 410,455.81 | 404,293.80 | 0.00 | 0.00 |
| MUNICIPAL BDS | 15,786.30 | 15,618.45 | 15,786.30 | 15,591.00 |
| CORPORATE BDS | 374,323.81 | 373,957.75 | 374,323.81 | 374,368.20 |
| TOTAL BONDS | 2,991,769.43 | 2,965,367.44 | 2,856,890.72 | 2,836,208.87 |
| TOTAL HOLDINGS | 3,008,956.32 | 2,982,554.33 | 3,011,247.87 | 2,990,566.02 |
| TOTAL ASSETS | 3,018,870.57 | 2,992,468.58 | 3,022,973.47 | 3,002,291.62 |
| L I A B I L I T I E S | | | | |
| DUE TO BROKERS | 0.00 | 0.00 | 0.00 | 0.00 |
| TOTAL LIABILITIES | 0.00 | 0.00 | 0.00 | 0.00 |
| TOTAL NET ASSET VALUE | 3,018,870.57 | 2,992,468.58 | 3,022,973.47 | 3,002,291.62 |



ACCOUNT STATEMENT

Statement Period
Account Number

04/01/2018 through 04/30/2018
BRANCH BANKING AND TRUST COMPANY
CUSTODIAN FOR WEST TRAVIS COUNTY
PUBLIC UTILITY AGENCY GENERAL FUND

Balance Sheet

| | AS OF 04/01/2018 | | AS OF 04/30/2018 | |
|--------------------------------|------------------|--------------|------------------|--------------|
| | COST | MARKET | COST | MARKET |
| | VALUE | VALUE | VALUE | VALUE |
| A S S E T S | | | | |
| CASH | 6,351.96 | 6,351.96 | 679.89 | 679.89 |
| DUE FROM BROKERS | 300,000.00 | 300,000.00 | 0.00 | 0.00 |
| ACCRUED INCOME | 5,283.38 | 5,283.38 | 9,248.75 | 9,248.75 |
| TOTAL CASH & RECEIVABLES | 311,635.34 | 311,635.34 | 9,928.64 | 9,928.64 |
| CASH EQUIVALENTS | | | | |
| MONEY MARKET | 44,750.00 | 44,750.00 | 17,186.89 | 17,186.89 |
| TOTAL CASH EQUIVALENTS | 44,750.00 | 44,750.00 | 17,186.89 | 17,186.89 |
| BONDS | | | | |
| US GOVERNMENT AGENCY BDS/NOTES | 986,912.31 | 980,683.80 | 986,912.31 | 978,500.19 |
| US GOVERNMENT NOTES | 1,069,412.49 | 1,061,418.45 | 1,204,291.20 | 1,192,997.25 |
| US GOVERNMENT BDS | 410,455.81 | 405,965.80 | 410,455.81 | 404,293.80 |
| MUNICIPAL BDS | 15,786.30 | 15,720.60 | 15,786.30 | 15,618.45 |
| CORPORATE BDS | 175,957.77 | 175,978.79 | 374,323.81 | 373,957.75 |
| TOTAL BONDS | 2,658,524.68 | 2,639,767.44 | 2,991,769.43 | 2,965,367.44 |
| TOTAL HOLDINGS | 2,703,274.68 | 2,684,517.44 | 3,008,956.32 | 2,982,554.33 |
| TOTAL ASSETS | 3,014,910.02 | 2,996,152.78 | 3,018,884.96 | 2,992,482.97 |
| L I A B I L I T I E S | | | | |
| DUE TO BROKERS | 0.00 | 0.00 | 0.00 | 0.00 |
| TOTAL LIABILITIES | 0.00 | 0.00 | 0.00 | 0.00 |
| TOTAL NET ASSET VALUE | 3,014,910.02 | 2,996,152.78 | 3,018,884.96 | 2,992,482.97 |

Investment Accounts Activity Summary
Cost Basis

| Rate Stabilization Fund | 2017 | Jan-18 | Feb-18 | Mar-18 | Apr-18 | May-18 | Jun-18 | FY18 |
|-------------------------|-----------------|-----------------|-----------------|-----------------|-----------------|-----------------|-----------------|-----------------|
| Beginning Balance | \$ 2,972,000.00 | \$ 2,976,589.22 | \$ 2,980,625.63 | \$ 2,983,939.17 | \$ 2,986,793.63 | \$ 2,990,740.37 | \$ 2,994,806.80 | \$ 2,972,000.00 |
| Interest | (10,564.14) | 3,212.83 | 9,584.49 | 9,226.23 | 74.97 | 1,730.31 | 600.61 | 13,865.30 |
| Accrued Interest Change | 15,153.36 | 823.58 | (5,758.73) | (4,976.95) | 3,940.95 | 2,432.20 | 3,511.06 | 15,125.47 |
| Other Income | | | | | | (7.19) | 152.39 | 145.20 |
| Net Amortization | | | (414.65) | (1,358.25) | | | (93.15) | (1,866.05) |
| Realized Gain | | | 328.12 | 32.54 | | 120.39 | | 481.05 |
| Fees-BB&T | | | (425.69) | (69.11) | (69.18) | (209.28) | (209.25) | (982.51) |
| Fees-Sterling | | | | | | | (1,572.00) | (1,572.00) |
| Ending Balance | \$ 2,976,589.22 | \$ 2,980,625.63 | \$ 2,983,939.17 | \$ 2,986,793.63 | \$ 2,990,740.37 | \$ 2,994,806.80 | \$ 2,997,196.46 | \$ 2,997,196.46 |



ACCOUNT STATEMENT

Statement Period
Account Number

06/01/2018 through 06/30/2018
BRANCH BANKING AND TRUST COMPANY
CUSTODIAN FOR WEST TRAVIS COUNTY
PUBLIC UTILITY AGENCY RATE
STABILIZATION FUND

Balance Sheet

| | AS OF 06/01/2018 | | AS OF 06/30/2018 | |
|-------------------------------------|---------------------|---------------------|---------------------|---------------------|
| | COST | MARKET | COST | MARKET |
| | VALUE | VALUE | VALUE | VALUE |
| A S S E T S | | | | |
| CASH | 29.81 | 29.81 | 590.99 | 590.99 |
| DUE FROM BROKERS | 0.00 | 0.00 | 0.00 | 0.00 |
| ACCRUED INCOME | 11,614.41 | 11,614.41 | 15,125.47 | 15,125.47 |
| TOTAL CASH & RECEIVABLES | 11,644.22 | 11,644.22 | 15,716.46 | 15,716.46 |
| CASH EQUIVALENTS | | | | |
| MONEY MARKET | 155,035.43 | 155,035.43 | 43,778.74 | 43,778.74 |
| TOTAL CASH EQUIVALENTS | 155,035.43 | 155,035.43 | 43,778.74 | 43,778.74 |
| BONDS | | | | |
| US GOVERNMENT AGENCY BDS/NOTES | 970,051.01 | 963,582.37 | 1,027,591.01 | 1,021,184.46 |
| US GOVERNMENT NOTES | 1,469,935.88 | 1,455,947.25 | 1,469,935.88 | 1,454,690.70 |
| US GOVERNMENT INFLATION BDS | 0.00 | 0.00 | 52,127.26 | 52,075.21 |
| MUNICIPAL BDS | 15,786.30 | 15,591.00 | 15,693.15 | 15,556.50 |
| CORPORATE BDS | 372,353.96 | 372,396.35 | 372,353.96 | 371,974.57 |
| TOTAL BONDS | 2,828,127.15 | 2,807,516.97 | 2,937,701.26 | 2,915,481.44 |
| TOTAL HOLDINGS | 2,983,162.58 | 2,962,552.40 | 2,981,480.00 | 2,959,260.18 |
| TOTAL ASSETS | 2,994,806.80 | 2,974,196.62 | 2,997,196.46 | 2,974,976.64 |
| L I A B I L I T I E S | | | | |
| DUE TO BROKERS | 0.00 | 0.00 | 0.00 | 0.00 |
| TOTAL LIABILITIES | 0.00 | 0.00 | 0.00 | 0.00 |
| TOTAL NET ASSET VALUE | 2,994,806.80 | 2,974,196.62 | 2,997,196.46 | 2,974,976.64 |



ACCOUNT STATEMENT

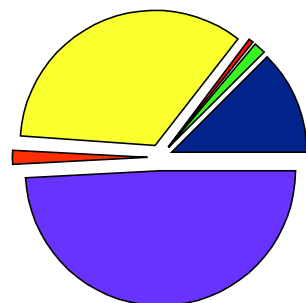
Statement Period
Account Number

06/01/2018 through 06/30/2018
BRANCH BANKING AND TRUST COMPANY
CUSTODIAN FOR WEST TRAVIS COUNTY
PUBLIC UTILITY AGENCY RATE
STABILIZATION FUND

Schedule Of Asset Detail

| DESCRIPTION | MARKET VALUE | COST | % OF PORT | ACCRUED INCOME |
|--------------------------------|---------------------|---------------------|-----------|------------------|
| MONEY MARKET | 43,778.74 | 43,778.74 | 1 | 0.00 |
| US GOVERNMENT AGENCY BDS/NOTES | 1,021,184.46 | 1,027,591.01 | 34 | 3,857.59 |
| US GOVERNMENT NOTES | 1,454,690.70 | 1,469,935.88 | 49 | 8,715.50 |
| US GOVERNMENT INFLATION BDS | 52,075.21 | 52,127.26 | 2 | 13.60 |
| MUNICIPAL BDS | 15,556.50 | 15,693.15 | 1 | 59.81 |
| CORPORATE BDS | 371,974.57 | 372,353.96 | 13 | 2,478.97 |
| TOTAL INVESTMENTS | 2,959,260.18 | 2,981,480.00 | | 15,125.47 |
| CASH | 590.99 | | | |
| DUE FROM BROKER | 0.00 | | | |
| DUE TO BROKER | 0.00 | | | |
| ACCRUED INCOME | 15,125.47 | | | |
| TOTAL MARKET VALUE | 2,974,976.64 | | | |

Ending Asset Allocation



| | | |
|--------|--------------------------------|---------------------|
| 12.6% | CORPORATE BDS | 371,974.57 |
| 1.5% | MONEY MARKET | 43,778.74 |
| 0.5% | MUNICIPAL BDS | 15,556.50 |
| 34.5% | US GOVERNMENT AGENCY BDS/NOTES | 1,021,184.46 |
| 1.8% | US GOVERNMENT INFLATION BDS | 52,075.21 |
| 49.1% | US GOVERNMENT NOTES | 1,454,690.70 |
| 100.0% | Total | 2,959,260.18 |



ACCOUNT STATEMENT

Statement Period
Account Number

06/01/2018 through 06/30/2018
BRANCH BANKING AND TRUST COMPANY
CUSTODIAN FOR WEST TRAVIS COUNTY
PUBLIC UTILITY AGENCY RATE
STABILIZATION FUND

Asset Detail As Of 06/30/2018

| UNITS/BOOK VALUE | DESCRIPTION | ORIGINAL FACE | MARKET VALUE | COST | % OF PORT | ACCRUED INCOME |
|---------------------------------------|--|---------------|------------------|------------------|--------------|-------------------|
| MONEY MARKET | | | | | | |
| 43,778.74 | CUSIP # SA0000602 BB&T COLLATERALIZED DEPOSIT PROGRAM FOR TEXAS PUBLIC FUNDS | | 43,778.74 | 43,778.74 | 1 | 0.00 |
| | | | 43,778.74 | 43,778.74 | 1 | 0.00 |
| US GOVERNMENT AGENCY BDS/NOTES | | | | | | |
| 250,000 | CUSIP # 3130ACF33 FEDERAL HOME LOAN BANK DTD 09/13/2017 1.875% 09/13/2021 | | 242,882.50 | 247,662.50 | 8 | 1,393.23 |
| 240,000 | CUSIP # 3133EGVE2 FED FARM CREDIT BANK DTD 09/21/2016 1.07% 03/21/2019 | | 237,804.00 | 237,835.20 | 8 | 706.20 |
| 75,000 | CUSIP # 3134G44D7 FED HOME LOAN MTG CORP DTD 05/20/2013 1.5% 11/20/2020 | | 72,925.50 | 73,938.75 | 2 | 125.00 |
| 18,000 | CUSIP # 3134G8UP2 FED HOME LOAN MTG CORP DTD 03/30/2016 1.5% 03/30/2021 | | 17,831.88 | 17,977.50 | 1 | 67.50 |
| 16,000 | CUSIP # 3134G9VX2 FED HOME LOAN MTG CORP DTD 06/30/2016 1% 06/30/2021 | | 15,621.28 | 15,741.86 | 1 | 0.00 |
| 230,000 | CUSIP # 3135G0J53 FED NATL MTG ASSN DTD 02/23/2016 1% 02/26/2019 | | 228,091.00 | 227,904.70 | 8 | 792.22 |
| 60,000 | CUSIP # 3136G3XA8 FED NATL MTG ASSN DTD 06/30/2016 1.2% 12/30/2020 | | 57,784.80 | 57,540.00 | 2 | 0.00 |



ACCOUNT STATEMENT

Statement Period
Account Number

06/01/2018 through 06/30/2018
BRANCH BANKING AND TRUST COMPANY
CUSTODIAN FOR WEST TRAVIS COUNTY
PUBLIC UTILITY AGENCY RATE
STABILIZATION FUND

Asset Detail As Of 06/30/2018

| UNITS/BOOK VALUE | DESCRIPTION | ORIGINAL FACE | MARKET VALUE | COST | % OF PORT | ACCRUED INCOME |
|---------------------|---|---------------|---------------------|---------------------|-----------|-----------------|
| 150,000 | CUSIP # 3137EAEH8 FED HOME LOAN MTG CORP DTD 07/19/2017 1.375% 08/15/2019 | | 148,243.50 | 148,990.50 | 5 | 773.44 |
| | | | 1,021,184.46 | 1,027,591.01 | 34 | 3,857.59 |
| US GOVERNMENT NOTES | | | | | | |
| 150,000 | CUSIP # 9128282P4 US TREASURY NOTE DTD 07/31/2017 1.875% 07/31/2022 | | 145,213.50 | 147,960.93 | 5 | 1,165.40 |
| 235,000 | CUSIP # 912828C24 US TREASURY NOTE DTD 02/28/2014 1.5% 02/28/2019 | | 233,853.20 | 234,412.50 | 8 | 1,168.61 |
| 240,000 | CUSIP # 912828F21 US TREASURY NOTE DTD 9/30/2014 2.125% 09/30/2021 | | 236,100.00 | 241,491.75 | 8 | 1,268.03 |
| 150,000 | CUSIP # 912828H52 US TREASURY NOTE DTD 02/02/2015 1.25% 01/31/2020 | | 147,129.00 | 148,347.66 | 5 | 776.93 |
| 170,000 | CUSIP # 912828N63 US TREASURY NOTE DTD 01/15/2016 1.125% 01/15/2019 | | 169,044.60 | 168,964.06 | 6 | 877.00 |
| 230,000 | CUSIP # 912828NT3 US TREASURY NOTE DTD 8/16/2010 2.625% 08/15/2020 | | 230,296.70 | 233,908.00 | 8 | 2,251.55 |
| 150,000 | CUSIP # 912828T83 US TREASURY NOTE DTD 10/31/2016 .75% 10/31/2018 | | 149,379.00 | 148,798.83 | 5 | 186.48 |
| 145,000 | CUSIP # 912828VV9 US TREASURY NOTE DTD 09/03/2013 2.125% 08/31/2020 | | 143,674.70 | 146,052.15 | 5 | 1,021.50 |



ACCOUNT STATEMENT

Statement Period
Account Number

06/01/2018 through 06/30/2018
BRANCH BANKING AND TRUST COMPANY
CUSTODIAN FOR WEST TRAVIS COUNTY
PUBLIC UTILITY AGENCY RATE
STABILIZATION FUND

Asset Detail As Of 06/30/2018

| UNITS/BOOK VALUE | DESCRIPTION | ORIGINAL FACE | MARKET VALUE | COST | % OF PORT | ACCRUED INCOME |
|-----------------------------|---|---------------|--------------|--------------|--------------|-------------------|
| | | | 1,454,690.70 | 1,469,935.88 | 49 | 8,715.50 |
| US GOVERNMENT INFLATION BDS | | | | | | |
| 52,386.39 | CUSIP # 912828C99 US TREASURY INFL IX BD DTD 04/30/2014 .125% 04/15/2019 | 49,000 | 52,075.21 | 52,127.26 | 2 | 13.60 |
| | | | 52,075.21 | 52,127.26 | 2 | 13.60 |
| MUNICIPAL BDS | | | | | | |
| 15,000 | CUSIP # 20772G4V7 CONNECTICUT ST BUILD AMERICA BONDS DTD 12/23/2009 4.95% 12/01/2020 | | 15,556.50 | 15,693.15 | 1 | 59.81 |
| | | | 15,556.50 | 15,693.15 | 1 | 59.81 |
| CORPORATE BDS | | | | | | |
| 52,000 | CUSIP # 037833DH0 APPLE INC DTD 11/13/2017 1.8% 11/13/2019 | | 51,450.36 | 51,464.92 | 2 | 122.20 |
| 50,000 | CUSIP # 166751AJ6 CHEVRON CORP DTD 3/03/2009 4.95% 03/03/2019 | | 50,763.50 | 51,094.00 | 2 | 804.38 |
| 53,000 | CUSIP # 191216BT6 THE COCA-COLA CO DTD 10/27/2015 1.875% 10/27/2020 | | 51,803.79 | 51,947.42 | 2 | 173.91 |
| 59,000 | CUSIP # 30231GAD4 EXXON MOBIL CORP DTD 03/20/2014 1.819% 03/15/2019 | | 58,702.64 | 58,644.82 | 2 | 313.02 |



ACCOUNT STATEMENT

Statement Period
Account Number

06/01/2018 through 06/30/2018
BRANCH BANKING AND TRUST COMPANY
CUSTODIAN FOR WEST TRAVIS COUNTY
PUBLIC UTILITY AGENCY RATE
STABILIZATION FUND

Asset Detail As Of 06/30/2018

| UNITS/BOOK VALUE | DESCRIPTION | ORIGINAL FACE | MARKET VALUE | COST | % OF PORT | ACCRUED INCOME |
|------------------|---|---------------|--------------|------------|-----------|----------------|
| 56,000 | CUSIP # 742651DS8 PRIVATE EXPORT FUNDING DTD 07/16/2013 1.875% 07/15/2018 | | 55,999.44 | 55,996.64 | 2 | 481.25 |
| 52,000 | CUSIP # 742718EZ8 PROCTER & GAMBLE CO/THE DTD 10/25/2017 1.75% 10/25/2019 | | 51,472.72 | 51,472.20 | 2 | 164.31 |
| 52,000 | CUSIP # 89236TDM4 TOYOTA MOTOR CREDIT CORP DTD 1/9/2017 1.7% 01/09/2019 | | 51,782.12 | 51,733.96 | 2 | 419.90 |
| | | | 371,974.57 | 372,353.96 | 13 | 2,478.97 |
| | TOTAL INVESTMENTS | | 2,959,260.18 | | | |
| | CASH | | 590.99 | | | |
| | DUE FROM BROKER | | 0.00 | | | |
| | DUE TO BROKER | | 0.00 | | | |
| | NET ASSETS | | 2,959,851.17 | | | |
| | ACCRUED INCOME | | 15,125.47 | | | |
| | TOTAL MARKET VALUE | | 2,974,976.64 | | | |



ACCOUNT STATEMENT

Statement Period
Account Number

05/01/2018 through 05/31/2018
BRANCH BANKING AND TRUST COMPANY
CUSTODIAN FOR WEST TRAVIS COUNTY
PUBLIC UTILITY AGENCY RATE
STABILIZATION FUND

Balance Sheet

| | AS OF 05/01/2018 | | AS OF 05/31/2018 | |
|-------------------------------------|---------------------|---------------------|---------------------|---------------------|
| | COST | MARKET | COST | MARKET |
| | VALUE | VALUE | VALUE | VALUE |
| A S S E T S | | | | |
| CASH | 19,320.31 - | 19,320.31 - | 29.81 | 29.81 |
| DUE FROM BROKERS | 19,994.48 | 19,994.48 | 0.00 | 0.00 |
| ACCRUED INCOME | 9,182.21 | 9,182.21 | 11,614.41 | 11,614.41 |
| TOTAL CASH & RECEIVABLES | 9,856.38 | 9,856.38 | 11,644.22 | 11,644.22 |
| CASH EQUIVALENTS | | | | |
| MONEY MARKET | 18,870.04 | 18,870.04 | 155,035.43 | 155,035.43 |
| TOTAL CASH EQUIVALENTS | 18,870.04 | 18,870.04 | 155,035.43 | 155,035.43 |
| BONDS | | | | |
| US TREASURY BILLS | 0.00 | 0.00 | 0.00 | 0.00 |
| US GOVERNMENT AGENCY BDS/NOTES | 970,051.01 | 961,676.19 | 970,051.01 | 963,582.37 |
| US GOVERNMENT NOTES | 1,193,359.68 | 1,182,132.16 | 1,469,935.88 | 1,455,947.25 |
| US GOVERNMENT BDS | 410,455.81 | 404,293.80 | 0.00 | 0.00 |
| MUNICIPAL BDS | 15,786.30 | 15,618.45 | 15,786.30 | 15,591.00 |
| CORPORATE BDS | 372,353.96 | 371,992.46 | 372,353.96 | 372,396.35 |
| TOTAL BONDS | 2,962,006.76 | 2,935,713.06 | 2,828,127.15 | 2,807,516.97 |
| TOTAL HOLDINGS | 2,980,876.80 | 2,954,583.10 | 2,983,162.58 | 2,962,552.40 |
| TOTAL ASSETS | 2,990,733.18 | 2,964,439.48 | 2,994,806.80 | 2,974,196.62 |
| L I A B I L I T I E S | | | | |
| DUE TO BROKERS | 0.00 | 0.00 | 0.00 | 0.00 |
| TOTAL LIABILITIES | 0.00 | 0.00 | 0.00 | 0.00 |
| TOTAL NET ASSET VALUE | 2,990,733.18 | 2,964,439.48 | 2,994,806.80 | 2,974,196.62 |



ACCOUNT STATEMENT

Statement Period
Account Number

04/01/2018 through 04/30/2018
BRANCH BANKING AND TRUST COMPANY
CUSTODIAN FOR WEST TRAVIS COUNTY
PUBLIC UTILITY AGENCY RATE
STABILIZATION FUND

Balance Sheet

| | AS OF 04/01/2018 | | AS OF 04/30/2018 | |
|-------------------------------------|---------------------|---------------------|---------------------|---------------------|
| | COST | MARKET | COST | MARKET |
| | VALUE | VALUE | VALUE | VALUE |
| A S S E T S | | | | |
| CASH | 6,343.62 | 6,343.62 | 681.36 | 681.36 |
| DUE FROM BROKERS | 299,000.00 | 299,000.00 | 0.00 | 0.00 |
| ACCRUED INCOME | 5,241.26 | 5,241.26 | 9,182.21 | 9,182.21 |
| TOTAL CASH & RECEIVABLES | 310,584.88 | 310,584.88 | 9,863.57 | 9,863.57 |
| CASH EQUIVALENTS | | | | |
| MONEY MARKET | 46,447.64 | 46,447.64 | 18,870.04 | 18,870.04 |
| TOTAL CASH EQUIVALENTS | 46,447.64 | 46,447.64 | 18,870.04 | 18,870.04 |
| BONDS | | | | |
| US GOVERNMENT AGENCY BDS/NOTES | 970,051.01 | 963,856.02 | 970,051.01 | 961,676.19 |
| US GOVERNMENT NOTES | 1,059,480.07 | 1,051,538.00 | 1,193,359.68 | 1,182,132.16 |
| US GOVERNMENT BDS | 410,455.81 | 405,965.80 | 410,455.81 | 404,293.80 |
| MUNICIPAL BDS | 15,786.30 | 15,720.60 | 15,786.30 | 15,618.45 |
| CORPORATE BDS | 173,987.92 | 174,008.52 | 372,353.96 | 371,992.46 |
| TOTAL BONDS | 2,629,761.11 | 2,611,088.94 | 2,962,006.76 | 2,935,713.06 |
| TOTAL HOLDINGS | 2,676,208.75 | 2,657,536.58 | 2,980,876.80 | 2,954,583.10 |
| TOTAL ASSETS | 2,986,793.63 | 2,968,121.46 | 2,990,740.37 | 2,964,446.67 |
| L I A B I L I T I E S | | | | |
| DUE TO BROKERS | 0.00 | 0.00 | 0.00 | 0.00 |
| TOTAL LIABILITIES | 0.00 | 0.00 | 0.00 | 0.00 |
| TOTAL NET ASSET VALUE | 2,986,793.63 | 2,968,121.46 | 2,990,740.37 | 2,964,446.67 |

**Branch Banking and Trust Company**

Funds Management

Mailcode: 151-90-01-30

4320 Kahn Drive

P.O. Box 1489

Lumberton, NC 28359

Main (910) 272-2245

Fax (910) 272-2238

July 6, 2018

West Travis County Public Utility Agency
12117 Bee Cave Road, Bldg 3, STE 120
Austin, TX 78730

Dear Valued Customer:

As of June 30, 2018, the following securities were held by Branch Banking & Trust Company as collateral to secure the deposits of West Travis County Public Utility Agency:

| Description | Rate | Maturity Date | Current Par Value | Market Value | Safekeeping Agent | Rating | Cusip |
|-------------------|-------|---------------|-------------------|--------------|-------------------|--------|-----------|
| FHLB | 2.200 | 08/30/2023 | 14,950,000 | 14,489,241 | FEDERAL RESERVE | AAA | 313383AB7 |
| FNMA PASS-THRU LN | 3.000 | 07/01/2046 | 7,748,285 | 7,517,273 | FEDERAL RESERVE | | 3138WHM66 |
| | | | 22,698,285 | 22,006,514 | | | |

Should you have any questions, please contact us at the number listed below. Thank you for banking with BB&T.

Sincerely,

Gay Leggett

Funds Management Operations

Banking Officer

(910) 272-2245

(800) 292-5689

FMPFPledging@bbandt.com

ITEM C

ENGINEERING PROJECT STATUS UPDATE
BOARD MEETING – JULY 19, 2018
Page 1 of 5

SER UPDATE(S):

NEW:

UNDER ENGINEERING REVIEW:

- Lake Travis Fire Rescue (4 LUE's):
 - Construction Plan Review in Progress
- Parten Ranch Phase II:
 - Construction Plan Review in Progress
- Spillman Ridge (88 LUE's) – W SH 71
 - Modeling underway

PENDING APPLICANT ACTION:

- Allstor (1 LUE)
 - Construction Review Plan Review Complete, comments provided.
 - Resubmittal pending.
- Bauerle Office Center (3 LUE's)
 - Construction plan review complete, comments provided
 - Resubmittal pending
- Bannockburn Baptist Church (3 LUE's) – 264 American Way
- Bee Cave Parkway (The Terrace):
 - Plan Resubmittal received, review complete, comments addressed
 - On-going coordination between Design Engineer and City of Bee Cave
- Beerburg Brewery (11 LUE):
 - Construction plan review complete, comments provided
 - Pending fee payment
- Bloom – Building F Project (The Terrace):
 - Plan Resubmittal received, comments addressed
 - On-going coordination between Design Engineer and City of Bee Cave

ENGINEERING PROJECT STATUS UPDATE
BOARD MEETING – JULY 19, 2018
Page 2 of 5

SER UPDATE(S): (Con't)

PENDING APPLICANT ACTION:

- Darden Hill Storage (1 LUE):
 - Construction plan review complete, comments provided
 - Resubmittal pending
 - NSSA Pending
- Ethan's View (The Terrace):
 - Plan Resubmittal received, comments addressed
 - On-going coordination between Design Engineer and City of Bee Cave
- Jeff and Angela Perry (1 LUE) – 12910 Shoshini Trail
- Joseph Dole (1 LUE) - 14630 Sawyer Ranch Road
- Mantra Medical (11 LUE's) – 12316 FM Road 1826
 - Board Approval, May
 - Pending Fee Payment
 - NSSA Execution Pending
- Crystal Creek Office (Office Warehouse) (5 LUE's) – 415 Crystal Creek
 - NSSA Execution Pending
 - Construction Plan Submittal pending
- Locktite Storage (2 LUE's) – 2894 E Hwy 290
 - On Hold per Design Engineer (Austin Civil)
- Morgan Tract (83 LUE's)
 - Board Approval, March
 - NSSA Execution Pending
 - Construction Plan submittal pending
- Preserve at Oakhill (17 LUE's):
 - Construction Plan Review Complete, resubmittal pending
- QuikTrip #4133 (7 LUE's) – 290/Sawyer Ranch Road

ENGINEERING PROJECT STATUS UPDATE
BOARD MEETING – JULY 19, 2018
Page 3 of 5

UNDER CONSTRUCTION:

- Animal Care Center
- Anthem at LedgeStone Apartments
- Burba
- Code Ranch
- Highpointe Phase I, Section 3A
- Juniper Trace
- LedgeStone Independent Living Phase II
- Rutherford West, Section 5
- Signal Hill Estates (Grumbles Tract)

CLOSE-OUTS:

- Gateway to Falcon Head Office
- Key Ranch Section 3
- Sunset Canyon Baptist Church

CIP:

CP&Y:

- Lake Pointe Plant Improvements
 - Start-up held June 19, 2018
 - Punch List Items underway
- Tank and Pump Station Coating Improvements
 - CFG Industries
 - Construction In-Progress, Construction Progress Meetings on-going
 - Substantial Completion, 9/12/18
 - Change Order 1 – (\$35,900.00) – Add - \$8.1K; Deduct - \$44K – SW Site
 - Change Order 2 - \$93.6K – Additional Tank Repairs; additional days - 12
- Uplands WTP Trident Office Building & Improvements
 - 60% Design Submittal received 03/23/18
 - 60% Design Review meeting held during April 2018
 - 100% Design Submittal due 7/18/18
- MH Rehab:
 - Bid Opening held, June 5
 - June Board Approval - Austin Underground - \$278,000.00
 - Notice to Proceed issued, 7/10/18
 - Substantial Completion, 08/29/18

ENGINEERING PROJECT STATUS UPDATE
BOARD MEETING – JULY 19, 2018
Page 4 of 5

CIP: (con't)

- Effluent Line (Park at Bee Cave)
 - On-Hold

Murfee Engineering:

- Raw Water Intake Expansion and Rehabilitation
 - Payton Construction, Inc. - \$1.13M
 - Construction ongoing
 - Change Order No. 1 – \$74,263 – June Board Approval
 - Change Order No. 2 - \$52,000 – June Board Approval
- 1340 Elevated Storage Tank:
 - Landmark Structures - \$1.66M
 - Project submittal underway, tank foundation complete
 - Contractor anticipating remobilization to site during June/July pending shaft crew availability
- 1340 Transmission Main
 - Bid Opening held on 1/23/18
 - Board Approval, February Board
 - Notice to proceed has been issued
 - Pre-Construction Meeting held 1/24/18
 - Pre-Construction Meeting with various entities (City of Austin, TxDOT, City of Dripping Springs, Hays county) held 6/19/18
- Bee Cave 1080 Transmission Main
 - PER received, comments provided, responses received
 - Board Approval, December Board
 - ROE's, easement identification and acquisitions underway
 - SUE work underway
- Beneficial Water Recycling Project
 - Design on-going
 - On-going coordination with City of Bee Cave with the Site/NPS review
- Bohl's WWTP Expansion:
 - Project Design on-going
 - Site plan received 03/09/18, no comments
 - On-going coordination with City of Bee Cave on the Site/NPS Review
- Home Depot Pump Station Conversion and Rehabilitation (1280 Pressure Plane Improvements)
 - Operational strategy has been formulated, discussions with electrical engineer on-going
 - Hydraulic modeling on-going

ENGINEERING PROJECT STATUS UPDATE
BOARD MEETING – JULY 19, 2018
Page 5 of 5

CIP: (con't)

Murfee Engineering:

- Second Raw Water Line No. 2:
 - Design documents pending
 - Public comment period on-going, end of comment period nearing
 - Targeting Construction Phase after Golden-Cheeked Warbler Nesting Season
 - Site plan application to City of Bee Cave in progress
- Southwest Parkway Pump Station Site:
 - Design underway for GST
 - On-going coordination with LCRA and Nature Conservancy to provide City of Austin documentation regarding the site plan application
- Wastewater Permit Major Amendment:
 - Application administratively complete, technical review underway
- West Bee Cave Pump Station Ground Storage Tank No. 2
 - Site Development Permit drawings have been submitted to City of Bee Cave for approval
 - Design underway for GST
- Other:
 - 2018 Impact Fee Study



Partners for a Better Quality of Life

July 10, 2018

Mr. Robert Pugh, General Manager
West Travis County Public Utility Agency
12117 Bee Cave Road
Building 3, Suite 120
Austin, TX 78738

Re: WTCPUA Project Status Summary – July 2018 – Project Nos. 23008 & 1800076

Dear Rob:

Please find the following status report for the active projects that I am project manager for and on which CP&Y (The Wallace Group) is currently working with West Travis County PUA.

1. Lake Pointe WWTP Improvements – The project is complete with the screen startup being conducted on June 19, 2018. There are a few punch list items that the contractor must correct and then close out documents can be executed.
2. Tank & Pump Station Recoating Project (eight locations) – This project began construction on December 4, 2017. The project is currently on schedule. The contractor is currently working on the pump station building work items. The project has a substantial completion date of September 12, 2018. Provided there are no significant future delays due to inclement weather then the Contractor currently anticipates finishing construction by August 2018.
3. Uplands WTP & High Service Pump Station Renovations – The Engineer anticipates submitting 100% review project design documents during the week of July 23rd and advertising the project during week of August 6, 2018.

Thank you and should you have any questions please call me at 512-492-6855 or at swetzel@cpyi.com written communications.

Sincerely,

A handwritten signature in blue ink, appearing to read 'Scott C. Wetzel', enclosed in a blue oval.

Scott C. Wetzel, PE
Vice President
CP&Y, Inc.

Cc: File 23008 & WTCP1800076

200 West Highway 6, Suite 620
Waco, Texas 76712
TBPE # F-1741
TBPLS # 10194124

(p) 254.772.9272 · (f) 254.776.2924
www.cpyi.com




MURFEE ENGINEERING COMPANY, INC.

Texas Registered Firm No. F-353
1101 Capital of Texas Hwy., South, Bldg, D
Austin, Texas 78746
(512) 327-9204

M E M O R A N D U M

DATE: July 12th, 2018

TO: **BOARD OF DIRECTORS – WEST TRAVIS COUNTY PUBLIC UTILITY AGENCY**

FROM: Dennis Lozano, P.E. 

RE: Capital Improvements Plan Projects Update – July 2018

CC: Robert Pugh, P.E. – WTCPUA General Manager
George Murfee, P.E.

MEC File No.: 11051.120

A written summary of all CIP projects that are currently underway is provided below with a tabular summary following.

Raw Water Line No. 2

The Incidental Take Permit (ITP) from USFWS is in final administrative processing and is expected in August. Construction plans for the project have been submitted to the WTCPUA. A preliminary draft of the contract documents has been prepared. Preparation of a site plan application package for submittal to the City of Bee Cave, TxDOT, and Travis County is nearly complete. Work is ongoing on title and easement matters related to the Lake Pointe HOA amenity center lot and the LTISD property (Lake Pointe Elementary).

Wastewater Permit Major Amendment

The Major Amendment Application is currently in technical review. A request for Board approval of an amendment to the engineering services agreement for additional, unanticipated costs is forthcoming once we have a more clear picture of the administrative path to the permit.

Beneficial Water Recycling Project

A joint meeting of TCEQ Water Supply and Water Quality Division technical staff was held to discuss the status of the TLAP Major Amendment as well as the interplay between the two parallel approval processes. Staff appears to be supportive and we are keeping them informed as we transition into a

more interactive phase of the approval processing.

We are still waiting on some microbial results from the main analytical lab and their subs so the full source water characterization can be completed and submitted to the TCEQ. Preparation of the source water characterization submittal is nearly complete and the pilot protocol, which we will submit for review simultaneously, is currently in preparation. The design process is moving ahead and preliminary mechanical drawings have been completed and are under review along with cross-referencing between unit processes and equipment.

1340 Transmission Main

Erosion and sedimentation controls have been installed and pre-construction conferences have been conducted with the contractor, WTCPUA staff, and all reviewing jurisdictions. The contractor is currently coordinating utility location work prior to the start of excavation and the boring crew is mobilizing for the first bore under US290.

1340 Elevated Storage Tank

The contractor has completed the tank foundation and demobilized the excavation and groundwork crew. The shaft crew will mobilize likely following completion of the TCMUD 22 EST shaft, which they are moving through now. That mobilization is likely to occur within a month. The project is currently on schedule.

Raw Water Intake Expansion and Rehabilitation

Tested and certified pump curves for the expanded pump have been approved and preparations are being made for shipment. Minor mechanical work in the pump station remains as a result of the WTCPUA operations staff preference to keep Pump No. 1 in place as a contingency (the isolation valve for Pump No. 1 was not replaced with the others). We are working with WTCPUA staff to investigate options regarding sodium permanganate dosing and the treatment for zebra mussels and will bring before the Board for consideration a proposal to provide design and construction administration services for that project once the scope is identified. The pump station is currently capable of producing its full firm capacity of 22 MGD. Coordination with WTCPUA operations is ongoing.

Bohls WWTP Expansion Design

The site development permit application was submitted to the City of Bee Cave, comments have been received, a draft response prepared for review. Individual unit processes have been analyzed with only aeration equipment remaining and we have begun detailed mechanical drawings for the individual components of the treatment works.

Southwest Parkway Pump Station Expansion

Coordination with the LCRA and The Nature Conservancy is ongoing and we are in the process of securing documentation to provide to the City of Austin that the Nature Conservancy acknowledges and consents to the inclusion of a portion of their property in our site plan application. The property will not be used for construction or included in the limits of construction for any purpose, but will remain an “undisturbed area” in perpetuity. Direction has been received on the tank type and capacity and design is proceeding on schedule.

1080 Transmission Main

Using the recommended alternative alignment from the Preliminary Engineering Report, landowner information has been confirmed and updated and draft Right of Entry (RoE) forms along with transmittal letters have been sent to begin the easement identification and acquisition process. Many RoEs have been received and conversations with landowners are ongoing. More in-depth subsurface utility information gathering is underway and additional field work is imminent to begin the detailed alignment establishment.

Home Depot Pump Station Rehabilitation

Pump selection is complete and draft contract documents have been prepared for the project. We are awaiting some information from a pump manufacturer to complete the fitment analysis and WTCPUA operations staff has requested that we evaluate the additional option of replacing the entire pump skid. We will conduct some preliminary evaluation of the skid replacement and determine if further study and scope adjustment to account for the additional request will be required.

West Bee Cave Pump Station Ground Storage Tank No. 2

Draft site development permit drawings have been prepared and submitted to the WTCPUA for review. Direction has been received on the tank type and capacity and design is proceeding on schedule.

1240 Conversion at the County Line Pump Station

We have completed review of the available information and determined that the yard piping as constructed is not reflected in any of the records we have access to. For this project and future projects on this site (e.g., 1340 Pump Station Expansion), accurate records and understanding of the yard piping is a prerequisite. We have requested that WTCPUA operations staff conduct potholing on site at locations as directed to gain further information about the yard piping and await completion of that work to move the project forward.

CIP PROJECTS SUMMARY TABLE

| Project | Phase | Original Budget | Total Change Orders | Revised Budget* | Percent Complete (Phase) | Estimated Completion Date | |
|------------------------------------|-------------------------------|-----------------|---------------------|-----------------|--------------------------|---------------------------|-----------|
| | | | | | | Phase | Project |
| Raw Water Line No. 2 | Permitting - Environmental | \$495,560 | \$52,900 | \$548,460 | 99% | Q1 2018 | Q3 2019 |
| | Design | \$350,707 | N/A | N/A | 90% | Q2 2018 | Q3 2019 |
| Wastewater Permit Major Amendment | Technical Review | \$51,000 | \$99,000 | \$150,000 | 99% | Q3 2017 | 2018-2019 |
| 1080 Transmission Main | Design & Easement Acquisition | \$356,750 | N/A | \$356,750 | 22% | Q3 2018 | Q4 2019 |
| Beneficial Water Recycling Project | Permitting & Design | \$475,000 | N/A | \$475,000 | 89% | Q2 2018 | Q4 2018 |
| 1340 Transmission Main | Construction | \$2,313,549 | N/A | N/A | 9% | Q4 2018 | Q4 2018 |
| 1340 Elevated Storage Tank | Construction | \$1,729,000 | N/A | \$1,729,000 | 15% | Q1 2019 | Q1 2019 |
| RWI Expansion & Rehab | Construction | \$1,132,000 | N/A | \$117,480 | 85% | Q2 2018 | Q2 2018 |
| Bohls WWTP Expansion | Permitting & Design | \$481,000 | N/A | \$481,000 | 65% | Q4 2018 | Q4 2019 |
| SWPPS Expansion | Permitting & Design | \$161,000 | N/A | \$161,000 | 85% | Q4 2017 | Q3 2018 |
| Home Depot PS Rehab | Design | \$78,860 | N/A | \$78,860 | 85% | Q2 2018 | Q4 2018 |
| West Bee Cave PS GST 2 | Permitting & Design | \$162,350 | N/A | \$162,350 | 55% | Q2 2018 | Q1 2019 |
| 1240 Conversion at CLPS | Design | \$5,120 | N/A | \$5,210 | 10% | Q3 2018 | Q3 2018 |

- - Does not include legal or other consulting fees unless they are sub-consultants to MEC

ITEM D



WEST TRAVIS COUNTY PUBLIC UTILITY AGENCY

12117 Bee Cave Road
Building 3, Suite 120
Bee Cave, Texas 78738
Office: 512/263-0100
Fax: 512/263-2289
wtcpua.org

Operations Report

July 12, 2018

Executive Summary

Water usage is at its peak. July is historically the highest month for water consumption. Current peak daily water usage is 14 MGD, and peak hourly usage is greater than 18 MGD. Due to a hotter and earlier than normal summer season, irrigation usage is being monitored closely.

Irrigation monitoring began the first week of July and many residents, HOA's, and wholesale customers have been advised to conserve water and follow mandatory water schedules. Wholesale customers were also informed about issues regarding current water supply and demand conditions.

Critical Issues

The Home Depot Pump Station received much needed repair. 3 new pump impellers were replaced. The rehabbed pumps are now capable of delivering water to the 1280 EST and provide a better improved more dependable delivery system. The existing hydro tank at Home Depot is off-line and the pump station is supplied with 1280 system pressure, resulting in a more reliable and efficient operating method. We will continue to monitor system progress.

Environmental Compliance

All TCEQ compliance parameters were within State limits during the month of June 2018. Please see the below process control summaries for the Water Treatment Plant and both Wastewater Treatment Plants.

Process Overview of Month:

| Water Treatment Plant | Actual |
|-----------------------|------------|
| AVG Raw Water | 11.740 MGD |
| AVG Treated Water | 11.190 MGD |
| PEAK Treated Water | 13.658 MGD |
| AVG CFE Turbidity | 0.15 NTU |
| AVG Chlorine | 3.05 mg/l |

| Lake Point WWTP | Actual | Permit Limit |
|-----------------|-----------|--------------|
| AVG Flow | 0.385 MGD | 0.675 MGD |
| MAX Flow | 0.509 MGD | |
| AVG BOD | 1.50 mg/l | 5 mg/l |
| AVG Fec.Coli | 1.13 mg/l | 20 mg/l |
| AVG NH3 | 0.05 mg/l | 2 mg/l |
| AVG Turbidity | 1.34 mg/l | 3 mg/l |

| Bohls WWTP | Actual | Permit Limit |
|---------------|-----------|--------------|
| AVG Flow | 0.248 MGD | 0.325 MGD |
| MAX Flow | 0.284 MGD | |
| AVG BOD | 2.13 mg/l | 5 mg/l |
| AVG Fec.Coli | 3.88 mg/l | 20 mg/l |
| AVG NH3 | 0.10 mg/l | 2 mg/l |
| AVG Turbidity | 1.61 mg/l | 3 mg/l |

Other Performance Measures

During the month of June approximately 812,000 gallons of water was flushed from different areas of the system. The flushing program moves water through the system and helps improve water quality. In accordance with Stage 2 restrictions, water main flushing will be discontinued unless necessary for public health.

Public Relations

Lake Travis Fire Rescue hosted a meeting June 13th to discuss changes and improvements within their division. A follow up meeting was held June 29th to discuss elements of the community's fire protection system and ISO. We agreed to help LTFR with information about system consumption, capacity, source water supply, hydrant, and other information to assist with the 2018 ISO submittal.

Safety Performance

There were zero reportable injuries for the month of June 2018.

Safety topic(s) this month:

- Driving Safety
- Heat Related Safety

Personnel

There was a recommendation to fill the Line Maintenance vacancy with candidate Mr. Rico Esparza. Rico has 13 years of experience working with heavy machinery and is familiar with working around hazardous environments.

Miscellaneous

- PRV was replaced at Rim rock subdivision. There are 56 PRV's located throughout the system. Maintenance and repairs are prioritized based on routine inspections and field assessments.
- Replaced carbon media at the Lake Pointe WWTP. Odors are monitored daily and minimal H2S levels are detected. Less than 10 ppm of H2S gas is detected from the discharge of the odor scrubber unit.

West Travis County Public Utility Agency Billing Summary Report



**This report contains estimates of monthly billing data based upon information at the time of report preparation. This report is not based upon audited information. Additionally, monthly billing adjustments may not be reflected on this report. This is prepared for trending purposes only. For final billed revenues net of adjustments, please see the monthly bookkeepers report.*



Summary of Retail Billed Revenues Water Utility

| Bee Cave District | May 4/8-5/9 | June 5/10-6/8 | July 6/9-7/10 | August 7/11-8/8 | September 8/9-9/8 | October 9/9-10/9 | November 10/10-11/9 | December 11/10-12/8 | January 12/9-1/10 | February 1/11-2/9 | March 2/10-3/9 | April 3/10-4/10 | May 4/11-5/10 | 12 Month Total |
|------------------------|-------------------|-------------------|------------------|--------------------|----------------------|---------------------|------------------------|------------------------|----------------------|----------------------|-------------------|--------------------|-------------------|---------------------|
| Commercial Water | \$ 23,768 | \$ 25,066 | \$ - | \$ 32,160 | \$ 32,463 | \$ 41,543 | \$ 35,189 | \$ 23,529 | \$ 22,947 | \$ 24,449 | \$ 22,517 | \$ 28,570 | \$ 26,598 | \$ 338,799 |
| Commercial Base Water | 22,071 | 22,225 | - | 23,369 | 23,420 | 23,536 | 23,844 | 24,004 | 24,254 | 24,408 | 24,431 | 24,455 | 24,418 | \$ 284,434 |
| Fire Hydrant Water | 13,093 | 8,460 | - | 7,805 | 22,384 | 22,296 | 20,222 | 11,841 | 8,377 | 9,900 | 10,508 | 12,713 | 3,552 | \$ 151,150 |
| Multi Use Water | 48,805 | 50,937 | - | 49,764 | 54,361 | 48,143 | 52,308 | 47,418 | 49,020 | 50,142 | 45,968 | 47,626 | 50,281 | \$ 594,774 |
| Residential Base Water | 118,891 | 118,979 | - | 119,439 | 119,843 | 119,951 | 120,107 | 121,119 | 122,407 | 123,023 | 123,270 | 124,543 | 126,684 | \$ 1,458,254 |
| Residential Water | 271,360 | 306,364 | - | 484,033 | 443,527 | 353,714 | 288,006 | 213,128 | 141,241 | 128,794 | 102,210 | 190,478 | 273,805 | \$ 3,196,660 |
| Irrigation Water | 61,039 | 74,031 | - | 96,201 | 105,463 | 103,193 | 66,024 | 54,196 | 26,908 | 23,130 | 23,122 | 27,954 | 42,888 | \$ 704,149 |
| TOTALS | \$ 559,027 | \$ 606,062 | \$ - | \$ 812,771 | \$ 801,460 | \$ 712,377 | \$ 605,700 | \$ 495,236 | \$ 395,154 | \$ 383,846 | \$ 352,026 | \$ 456,339 | \$ 548,224 | \$ 6,728,221 |

| Bee Cave South | May 4/29-5/30 | June 5/31-6/29 | July 6/30-7/31 | August 8/1-8/30 | September 8/31-9/29 | October 9/30-10/30 | November 10/31-11/30 | December 12/1-12/29 | January 12/30-1/31 | February 2/1-3/1 | March 3/2-3/29 | April 3/30-4/30 | May 5/1-5/31 | 12 Month Total |
|------------------------|-------------------|-------------------|-------------------|--------------------|------------------------|-----------------------|-------------------------|------------------------|-----------------------|---------------------|-------------------|--------------------|-------------------|---------------------|
| Commercial Water | \$ 26,373 | \$ 32,232 | \$ 31,963 | \$ 28,654 | \$ 25,715 | \$ 25,710 | \$ 26,367 | \$ 23,262 | \$ 29,974 | \$ 23,419 | \$ 22,285 | \$ 26,524 | \$ 29,527 | \$ 352,006 |
| Commercial Base Water | 6,972 | 6,972 | 6,972 | 7,026 | 7,026 | 7,026 | 7,035 | 7,026 | 7,031 | 7,026 | 7,109 | 7,222 | 7,235 | \$ 91,682 |
| Fire Hydrant Water | 1,254 | 2,215 | 2,200 | 593 | 784 | 735 | 574 | 431 | 688 | 2,411 | 5,601 | 5,601 | 6,676 | \$ 29,764 |
| Residential Base Water | 75,013 | 75,266 | 75,498 | 75,519 | 75,498 | 75,507 | 75,592 | 75,646 | 75,768 | 75,764 | 75,865 | 75,902 | 75,955 | \$ 982,793 |
| Residential Water | 118,857 | 163,190 | 230,883 | 198,023 | 131,733 | 97,370 | 94,940 | 63,363 | 79,713 | 55,708 | 69,080 | 94,908 | 119,386 | \$ 1,517,154 |
| TOTALS | \$ 228,469 | \$ 279,875 | \$ 347,517 | \$ 309,816 | \$ 240,756 | \$ 206,349 | \$ 204,509 | \$ 169,729 | \$ 193,174 | \$ 164,328 | \$ 179,941 | \$ 210,158 | \$ 238,778 | \$ 2,973,400 |

| Homestead / Meadow Fox | May 4/20-5-18 | June 5/19-6/19 | July 6/20-7/19 | August 7/20-8/17 | September 8/18-9/18 | October 9/19-10/18 | November 10/19-11/17 | December 11/18-12/18 | January 12/19-1/17 | February 1/18-2/16 | March 2/17-3/19 | April 3/20-4/18 | May 4/19-5/18 | 12 Month Total |
|------------------------|------------------|-------------------|-------------------|---------------------|------------------------|-----------------------|-------------------------|-------------------------|-----------------------|-----------------------|--------------------|--------------------|------------------|-------------------|
| Residential Base Water | \$ 6,913 | \$ 6,923 | \$ 6,911 | \$ 6,915 | \$ 6,918 | \$ 6,969 | \$ 6,957 | \$ 6,957 | \$ 6,957 | \$ 6,957 | \$ 6,932 | \$ 6,915 | \$ 6,944 | \$ 90,167 |
| Residential Water | 10,379 | 9,614 | 10,852 | 12,656 | 10,331 | 9,553 | 8,103 | 7,661 | 5,778 | 5,203 | 7,054 | 7,478 | 8,535 | \$ 113,197 |
| TOTALS | \$ 17,292 | \$ 16,537 | \$ 17,763 | \$ 19,570 | \$ 17,250 | \$ 16,522 | \$ 15,060 | \$ 14,618 | \$ 12,735 | \$ 12,160 | \$ 13,985 | \$ 14,393 | \$ 15,480 | \$ 203,365 |

| 290 / HPR | May 4/22-5/22 | June 5/23-6/21 | July 6/22-7/21 | August 7/22-8/21 | September 8/22-9/20 | October 9/21-10/20 | November 10/21-11/21 | December 11/22-12/20 | January 12/21-1/19 | February 1/20-2/20 | March 2/21-3/21 | April 3/22-4/20 | May 4/21-5/22 | 12 Month Total |
|------------------------|-------------------|-------------------|-------------------|---------------------|------------------------|-----------------------|-------------------------|-------------------------|-----------------------|-----------------------|--------------------|--------------------|-------------------|---------------------|
| Commercial Water | \$ 4,402 | \$ 5,283 | \$ 4,030 | \$ 5,449 | \$ 8,123 | \$ 5,685 | \$ 8,738 | \$ 3,602 | \$ 3,109 | \$ 3,537 | \$ 3,670 | \$ 3,380 | \$ 3,814 | \$ 62,823 |
| Commercial Base Water | 2,295 | 2,295 | 2,295 | 2,295 | 2,277 | 2,295 | 2,550 | 2,509 | 2,509 | 2,509 | 2,509 | 2,524 | 2,550 | \$ 31,410 |
| Fire Hydrant Water | 13,084 | 11,901 | 49,445 | 39,348 | 9,526 | 7,773 | 7,336 | 5,431 | 3,052 | 3,550 | 7,701 | 12,312 | 16,095 | \$ 186,554 |
| Residential Base Water | 112,597 | 113,150 | 113,970 | 114,465 | 115,214 | 115,667 | 116,382 | 117,206 | 117,622 | 118,121 | 118,991 | 119,896 | 120,850 | \$ 1,514,131 |
| Residential Water | 263,441 | 265,167 | 400,311 | 454,912 | 300,979 | 215,523 | 194,262 | 139,479 | 91,126 | 94,224 | 111,789 | 196,602 | 262,673 | \$ 2,990,488 |
| Irrigation Water | 13,488 | 42,958 | 41,197 | 60,731 | 38,682 | 21,991 | 32,011 | 12,918 | 2,357 | 2,354 | 6,588 | 16,331 | 30,735 | \$ 322,340 |
| TOTALS | \$ 409,306 | \$ 440,753 | \$ 611,247 | \$ 677,199 | \$ 474,801 | \$ 368,934 | \$ 361,280 | \$ 281,143 | \$ 219,774 | \$ 224,295 | \$ 251,249 | \$ 351,046 | \$ 436,717 | \$ 5,107,746 |

| GRAND TOTALS | May | June | July | August | September | October | November | December | January | February | March | April | May | 12 Month Total |
|------------------------|-------------------|---------------------|-------------------|---------------------|---------------------|---------------------|---------------------|-------------------|-------------------|-------------------|-------------------|---------------------|---------------------|----------------------|
| Commercial Water | \$ 54,543 | \$ 62,581 | \$ 35,993 | \$ 66,264 | \$ 66,301 | \$ 72,939 | \$ 70,295 | \$ 50,393 | \$ 56,031 | \$ 51,405 | \$ 48,473 | \$ 58,474 | \$ 59,939 | \$ 753,628 |
| Commercial Base Water | \$ 31,338 | \$ 31,493 | \$ 9,267 | \$ 32,690 | \$ 32,723 | \$ 32,858 | \$ 33,429 | \$ 33,539 | \$ 33,793 | \$ 33,943 | \$ 34,048 | \$ 34,202 | \$ 34,203 | \$ 407,526 |
| Fire Hydrant Water | \$ 27,431 | \$ 22,576 | \$ 51,646 | \$ 47,747 | \$ 32,694 | \$ 30,804 | \$ 28,132 | \$ 17,702 | \$ 12,117 | \$ 15,861 | \$ 23,811 | \$ 30,626 | \$ 26,322 | \$ 367,469 |
| Multi Use Water | \$ 48,805 | \$ 50,937 | \$ - | \$ 49,764 | \$ 54,361 | \$ 48,143 | \$ 52,308 | \$ 47,418 | \$ 49,020 | \$ 50,142 | \$ 45,968 | \$ 47,626 | \$ 50,281 | \$ 594,774 |
| Residential Base Water | \$ 313,413 | \$ 314,318 | \$ 196,379 | \$ 316,338 | \$ 317,472 | \$ 318,094 | \$ 319,038 | \$ 320,927 | \$ 322,754 | \$ 323,865 | \$ 325,057 | \$ 327,257 | \$ 330,433 | \$ 4,045,345 |
| Residential Water | \$ 403,704 | \$ 744,335 | \$ 642,046 | \$ 1,149,623 | \$ 886,571 | \$ 676,161 | \$ 585,311 | \$ 423,632 | \$ 317,858 | \$ 283,929 | \$ 290,133 | \$ 489,467 | \$ 664,399 | \$ 7,557,168 |
| Irrigation Water | \$ 74,527 | \$ 116,988 | \$ 41,197 | \$ 156,932 | \$ 144,145 | \$ 125,184 | \$ 98,035 | \$ 67,114 | \$ 29,265 | \$ 25,484 | \$ 29,710 | \$ 44,285 | \$ 73,623 | \$ 1,026,489 |
| TOTALS | \$ 953,762 | \$ 1,343,227 | \$ 976,527 | \$ 1,819,357 | \$ 1,534,267 | \$ 1,304,183 | \$ 1,186,548 | \$ 960,725 | \$ 820,838 | \$ 784,630 | \$ 797,200 | \$ 1,031,936 | \$ 1,239,199 | \$ 14,752,400 |

FYE 2016 Budgeted Revenues

| |
|--------------|
| Retail Water |
|--------------|



**Summary of Retail Billed Revenues
Wastewater Utility**

| Bee Cave District | May | June | July | August | September | October | November | December | January | February | March | April | May | 12 Month Total |
|-------------------|-------------------|-------------------|-----------------|-------------------|-------------------|-------------------|-------------------|-------------------|-------------------|-------------------|-------------------|-------------------|-------------------|---------------------|
| Commercial Sewer | \$ 55,186 | \$ 56,944 | \$ - | \$ 58,290 | \$ 60,568 | \$ 64,797 | \$ 64,362 | \$ 65,815 | \$ 51,670 | \$ 52,217 | \$ 58,377 | \$ 59,069 | \$ 59,589 | \$ 706,885 |
| Multi Use Sewer | \$ 61,776 | \$ 64,003 | \$ - | \$ 62,835 | \$ 67,697 | \$ 61,198 | \$ 65,537 | \$ 61,096 | \$ 62,409 | \$ 63,732 | \$ 59,408 | \$ 61,148 | \$ 63,916 | \$ 754,753 |
| Grinder Surcharge | \$ 998 | \$ 974 | \$ 1,000 | \$ 1,000 | \$ 1,000 | \$ 1,000 | \$ 1,000 | \$ 1,000 | \$ 1,000 | \$ 1,000 | \$ 998 | \$ 1,000 | \$ 997 | \$ 12,967 |
| Residential Sewer | \$ 205,609 | \$ 204,646 | \$ - | \$ 209,080 | \$ 209,016 | \$ 206,721 | \$ 205,249 | \$ 199,723 | \$ 193,359 | \$ 190,646 | \$ 182,804 | \$ 204,255 | \$ 207,389 | \$ 2,418,496 |
| TOTALS | \$ 323,570 | \$ 326,567 | \$ 1,000 | \$ 331,205 | \$ 338,280 | \$ 333,715 | \$ 336,148 | \$ 327,634 | \$ 308,437 | \$ 307,595 | \$ 301,587 | \$ 325,472 | \$ 331,890 | \$ 3,893,101 |

FYE 2016 Budgeted Revenues

| | |
|--------------------------|---------------------|
| Retail Wastewater | \$ 2,791,104 |
|--------------------------|---------------------|



Summary of Retail Billed Revenues
Other Fees (466-Reg, Pen & Capital)
(477-Reg, Pen & Drainage)

| | May | June | July | August | September | October | November | December | January | February | March | April | May |
|------------------------|------------------|------------------|------------------|------------------|------------------|------------------|------------------|------------------|------------------|------------------|------------------|------------------|------------------|
| Bee Cave | 10,504 | 15,537 | - | 17,729 | 17,194 | 14,839 | 19,895 | 19,895 | 9,657 | 10,300 | 10,402 | 9,357 | 10,392 |
| Bee Cave South | 1,297 | 2,162 | 2,959 | 4,042 | 2,965 | 1,167 | 1,272 | 1,865 | 1,080 | 1,329 | 2,041 | 1,803 | 2,601 |
| Homestead / Meadow Fox | 4,295 | 4,476 | 4,443 | 4,515 | 4,476 | 4,541 | 4,444 | 4,490 | 4,425 | 4,339 | 4,508 | 4,477 | 4,472 |
| 290 / HPR | 4,406 | 6,193 | 6,472 | 10,966 | 12,627 | 6,323 | 5,123 | 6,260 | 3,685 | 2,944 | 3,313 | 4,014 | 4,915 |
| TOTALS | \$ 20,503 | \$ 28,368 | \$ 13,874 | \$ 37,251 | \$ 37,262 | \$ 26,869 | \$ 30,734 | \$ 32,510 | \$ 18,847 | \$ 18,913 | \$ 20,264 | \$ 19,651 | \$ 22,380 |

FYE 2016 Budgeted Revenues

| | |
|-------------------|-------------------|
| Other Fees | \$ 646,084 |
|-------------------|-------------------|



Summary of Retail Billed Revenues NON PUA Revenue

| Hays MUD 4 | May | June | July | August | September | October | November | December | January | February | March | April | May |
|---------------|-----------------|-----------------|-----------------|-----------------|-----------------|-----------------|-----------------|-----------------|-----------------|-----------------|-----------------|-----------------|-----------------|
| Sewer | 8,193 | 8,552 | 8,615 | 8,583 | 8,421 | 8,279 | 8,065 | 7,458 | 7,542 | 7,321 | 7,810 | 7,806 | 8,643 |
| TOTALS | \$ 8,193 | \$ 8,552 | \$ 8,615 | \$ 8,583 | \$ 8,421 | \$ 8,279 | \$ 8,065 | \$ 7,458 | \$ 7,542 | \$ 7,321 | \$ 7,810 | \$ 7,806 | \$ 8,643 |

| TC MUD 16 | May | June | July | August | September | October | November | December | January | February | March | April | May |
|---------------|------------------|------------------|------------------|------------------|------------------|------------------|------------------|------------------|------------------|------------------|------------------|------------------|------------------|
| Sewer | 24,723 | 24,740 | 26,098 | 26,483 | 26,435 | 26,143 | 26,200 | 23,434 | 23,564 | 23,708 | 25,055 | 26,669 | 26,829 |
| TOTALS | \$ 24,723 | \$ 24,740 | \$ 26,098 | \$ 26,483 | \$ 26,435 | \$ 26,143 | \$ 26,200 | \$ 23,434 | \$ 23,564 | \$ 23,708 | \$ 25,055 | \$ 26,669 | \$ 26,829 |



Summary of Wholesale, Raw Water and Effluent Billed Revenues

Wholesale Water

| Revenue | May | June | July | August | September | October | November | December | January | February | March | April | May |
|--|-------------------|-------------------|-------------------|-------------------|-------------------|-------------------|-------------------|-------------------|-------------------|-------------------|-------------------|-------------------|-------------------|
| | 5/15-6/15 | 6/16-7/15 | 7/16-8/15 | 8/16-9/15 | 9/16-10/15 | 10/16-11/15 | 11/16-12/15 | 12/16-1/15 | 1/16-2/15 | 2/16-3/15 | 3/16-4/15 | 4/15-5/15 | 5/16-6/15 |
| Barton Creek West | \$ 31,685 | \$ 37,409 | \$ 45,461 | \$ 37,493 | \$ 32,279 | \$ 30,155 | \$ 24,954 | \$ 22,837 | \$ 19,338 | \$ 18,943 | \$ 27,024 | \$ 28,328 | \$ 37,922 |
| Headwaters | \$ 20,490 | \$ 21,504 | \$ 25,553 | \$ 22,241 | \$ 19,361 | \$ 18,082 | \$ 17,306 | \$ 16,085 | \$ 16,101 | \$ 16,272 | \$ 16,947 | \$ 17,931 | \$ 19,979 |
| City of Dripping Springs (Blue Blazes) | | | | | | | | | \$ 681 | \$ 2,590 | \$ 432 | \$ 432 | \$ 432 |
| Crystal Mountain HOA | \$ 5,073 | \$ 5,899 | \$ 6,773 | \$ 5,436 | \$ 4,795 | \$ 4,836 | \$ 4,579 | \$ 4,502 | \$ 3,897 | \$ 3,677 | \$ 4,745 | \$ 4,805 | \$ 6,105 |
| Deer Creek Ranch | \$ 16,872 | \$ 18,257 | \$ 20,035 | \$ 17,255 | \$ 16,378 | \$ 15,865 | \$ 14,846 | \$ 13,764 | \$ 13,862 | \$ 12,914 | \$ 15,296 | \$ 16,699 | \$ 19,348 |
| Dripping Springs WSC | \$ 48,138 | \$ 54,200 | \$ 61,483 | \$ 48,681 | \$ 46,455 | \$ 47,295 | \$ 41,943 | \$ 39,657 | \$ 41,696 | \$ 38,307 | \$ 49,405 | \$ 45,689 | \$ 45,837 |
| Eanes ISD | \$ 1,497 | \$ 1,354 | \$ 1,833 | \$ 2,039 | \$ 1,655 | \$ 1,563 | \$ 1,447 | \$ 1,146 | \$ 1,335 | \$ 1,162 | \$ 1,801 | \$ 1,565 | \$ 1,748 |
| Graham Mortgage | \$ - | \$ - | \$ - | \$ - | \$ - | \$ - | \$ - | \$ - | \$ - | \$ - | \$ - | \$ - | \$ - |
| Hays WCID 1 | \$ 41,021 | \$ 50,036 | \$ 58,082 | \$ 45,503 | \$ 42,576 | \$ 41,038 | \$ 36,167 | \$ 30,648 | \$ 32,411 | \$ 30,532 | \$ 37,760 | \$ 42,558 | \$ 50,137 |
| Hays WCID 2 | \$ 39,835 | \$ 44,667 | \$ 52,531 | \$ 41,286 | \$ 37,713 | \$ 36,655 | \$ 31,566 | \$ 26,566 | \$ 27,483 | \$ 26,810 | \$ 34,552 | \$ 39,140 | \$ 44,617 |
| Hudson | \$ - | \$ - | \$ - | \$ - | \$ - | \$ - | \$ - | \$ - | \$ - | \$ - | \$ - | \$ - | \$ - |
| Lazy Nine 1A | \$ 28,903 | \$ 29,987 | \$ 35,361 | \$ 32,072 | \$ 33,620 | \$ 29,844 | \$ 28,844 | \$ 22,306 | \$ 23,081 | \$ 21,995 | \$ 30,219 | \$ 31,624 | \$ 34,221 |
| Masonwood | \$ 12,547 | \$ 12,978 | \$ 15,004 | \$ 14,735 | \$ 13,046 | \$ 12,775 | \$ 11,056 | \$ 9,331 | \$ 9,555 | \$ 6,702 | \$ 20,241 | \$ 13,980 | \$ 16,679 |
| Reunion Ranch | \$ 15,212 | \$ 18,403 | \$ 24,261 | \$ 19,892 | \$ 18,758 | \$ 18,061 | \$ 12,586 | \$ 9,856 | \$ 10,464 | \$ 9,723 | \$ 13,750 | \$ 19,303 | \$ 22,418 |
| Senna Hills | \$ 18,320 | \$ 20,700 | \$ 24,860 | \$ 20,973 | \$ 18,574 | \$ 16,779 | \$ 14,725 | \$ 13,784 | \$ 13,774 | \$ 12,557 | \$ 15,545 | \$ 18,375 | \$ 21,631 |
| Travis County MUD 12 | \$ 54,396 | \$ 55,278 | \$ 62,835 | \$ 57,548 | \$ 53,965 | \$ 54,823 | \$ 49,671 | \$ 46,111 | \$ 48,305 | \$ 43,770 | \$ 52,476 | \$ 57,884 | \$ 62,243 |
| TOTALS | \$ 333,989 | \$ 370,672 | \$ 434,070 | \$ 365,154 | \$ 339,175 | \$ 327,770 | \$ 289,690 | \$ 256,595 | \$ 261,983 | \$ 245,955 | \$ 320,191 | \$ 338,314 | \$ 383,319 |

FYE 2016 Budgeted Revenues

Wholesale Water

Wholesale Wastewater

| Revenue | May | June | July | August | September | October | November | December | January | February | March | April | May |
|----------------------|------------------|------------------|------------------|------------------|------------------|------------------|------------------|------------------|------------------|------------------|------------------|------------------|------------------|
| | 5/15-6/15 | 6/16-7/15 | 7/16-8/15 | 8/16-9/15 | 9/16-10/15 | 10/16-11/15 | 11/16-12/15 | 12/16-1/15 | 1/16-2/15 | 2/16-3/15 | 3/16-4/15 | 4/15-5/15 | 5/16-6/15 |
| Masonwood Wastewater | \$ 21,775 | \$ 20,629 | \$ 23,441 | \$ 23,181 | \$ 22,279 | \$ 23,563 | \$ 23,234 | \$ 23,074 | \$ 24,824 | \$ 23,976 | \$ 26,344 | \$ 24,602 | \$ 23,212 |
| WCID 17 Wastewater | \$ 32,137 | \$ 30,227 | \$ 32,044 | \$ 31,803 | \$ 30,925 | \$ 32,427 | \$ 30,740 | \$ 34,127 | \$ 30,357 | \$ 30,314 | \$ 33,156 | \$ 31,401 | \$ 31,995 |
| TOTALS | \$ 53,912 | \$ 50,856 | \$ 55,485 | \$ 54,984 | \$ 53,205 | \$ 55,990 | \$ 53,974 | \$ 57,201 | \$ 55,180 | \$ 54,289 | \$ 59,500 | \$ 56,003 | \$ 55,206 |

FYE 2016 Budgeted Revenues

Wholesale Wastewater

Effluent/Raw Water/Raw Water Deliver

| Revenue | May | June | July | August | September | October | November | December | January | February | March | April | May |
|---|------------------|------------------|------------------|------------------|------------------|------------------|------------------|------------------|---------------|---------------|---------------|------------------|------------------|
| | 5/15-6/15 | 6/16-7/15 | 7/16-8/15 | 8/16-9/15 | 9/16-10/15 | 10/16-11/15 | 11/16-12/15 | 12/16-1/15 | 1/16-2/15 | 2/16-3/15 | 3/16-4/15 | 4/15-5/15 | 5/16-6/15 |
| Brinker Texas (Chillis) Effluent | \$ - | \$ - | \$ - | \$ - | \$ - | \$ - | \$ - | \$ - | \$ - | \$ - | \$ - | \$ - | \$ - |
| CCNG Effluent / Raw | \$ 41,717 | \$ 35,064 | \$ 36,711 | \$ 22,923 | \$ 16,159 | \$ 18,529 | \$ 18,021 | \$ 10,245 | \$ - | \$ - | \$ - | \$ 14,884 | \$ 28,991 |
| Connel Falconhead Apts | \$ 4,870 | \$ 4,028 | \$ 5,051 | \$ 3,004 | \$ 4,237 | \$ 2,869 | \$ 1,591 | \$ 629 | \$ - | \$ - | \$ - | \$ 3,921 | \$ 4,669 |
| Falconhead HOA (Spillman) Effluent | \$ 5,799 | \$ 7,332 | \$ 8,125 | \$ 9,416 | \$ 3,720 | \$ 3,670 | \$ 3,008 | \$ 629 | \$ - | \$ - | \$ - | \$ 6,413 | \$ 5,474 |
| Fire Phoenix (Falconhead Golf) Effluent | \$ 17,826 | \$ 29,386 | \$ 42,166 | \$ 10,956 | \$ 10,956 | \$ 19,630 | \$ 9,408 | \$ 9,454 | \$ - | \$ - | \$ - | \$ 24,994 | \$ 43,615 |
| First Star Bank Effluent | \$ - | \$ 25 | \$ 29 | \$ 16 | \$ 12 | \$ 25 | \$ - | \$ - | \$ - | \$ - | \$ - | \$ 16 | \$ 29 |
| Lake Travis ISD Effluent / Raw | \$ 653 | \$ 271 | \$ 797 | \$ 715 | \$ 649 | \$ 723 | \$ 715 | \$ 477 | \$ 115 | \$ 119 | \$ 53 | \$ 551 | \$ 251 |
| WTCMUD3 Raw Water Delivery Charge | \$ - | \$ 1,375 | \$ 1,516 | \$ - | \$ 3 | \$ - | \$ 1,399 | \$ 4 | \$ 16 | \$ - | \$ 512 | \$ 976 | \$ 1,000 |
| Embrey Partners | \$ 789 | \$ 1,060 | \$ 1,171 | \$ 1,356 | \$ 1,180 | \$ 1,307 | \$ 1,171 | \$ 719 | \$ - | \$ - | \$ - | \$ 1,163 | \$ 312 |
| Ash Creek Homes | \$ 1,739 | \$ 1,233 | \$ 2,261 | \$ 2,445 | \$ 1,854 | \$ 2,088 | \$ 1,911 | \$ 41 | \$ - | \$ - | \$ - | \$ 1,517 | \$ 1,529 |
| Lakeway Dermatology | \$ 210 | \$ 267 | \$ 436 | \$ 518 | \$ 41 | \$ - | \$ - | \$ 53 | \$ - | \$ - | \$ - | \$ 251 | \$ 403 |
| PFP Falconhead Retail, LLC. | \$ - | \$ - | \$ - | \$ - | \$ - | \$ - | \$ - | \$ - | \$ - | \$ - | \$ - | \$ 1,311 | \$ 1,492 |
| TOTALS | \$ 73,602 | \$ 80,042 | \$ 98,264 | \$ 51,351 | \$ 38,811 | \$ 48,840 | \$ 37,640 | \$ 22,251 | \$ 131 | \$ 119 | \$ 565 | \$ 55,997 | \$ 87,764 |

FYE 2016 Budgeted Revenues

Effluent/Raw Water

| | | | | | | | | | | | | | |
|--------------|-------------------|-------------------|-------------------|-------------------|-------------------|-------------------|-------------------|-------------------|-------------------|-------------------|-------------------|-------------------|-------------------|
| TOTAL | \$ 461,503 | \$ 501,570 | \$ 587,819 | \$ 471,489 | \$ 431,190 | \$ 432,600 | \$ 381,305 | \$ 336,046 | \$ 317,294 | \$ 300,363 | \$ 380,257 | \$ 450,314 | \$ 526,289 |
|--------------|-------------------|-------------------|-------------------|-------------------|-------------------|-------------------|-------------------|-------------------|-------------------|-------------------|-------------------|-------------------|-------------------|

FYE 2016 Budgeted Revenues

TOTAL Wholesale/Effluent



Summary of Total Billed Revenues - PUA Revenues Only

| Water Utility | May | June | July | August | September | October | November | December | January | February | March | April | May | 12 Month Total |
|-----------------|---------------------|---------------------|---------------------|---------------------|---------------------|---------------------|---------------------|---------------------|---------------------|---------------------|---------------------|---------------------|---------------------|----------------------|
| Retail Water | \$ 953,762 | \$ 1,343,227 | \$ 976,527 | \$ 1,819,357 | \$ 1,534,267 | \$ 1,304,183 | \$ 1,186,548 | \$ 960,725 | \$ 820,838 | \$ 784,630 | \$ 797,200 | \$ 1,031,936 | \$ 1,239,199 | \$ 14,752,400 |
| Wholesale Water | 333,989 | 370,672 | 434,070 | 365,154 | 339,175 | 327,770 | 289,690 | 256,595 | 261,983 | 245,955 | 320,191 | 338,314 | 383,319 | \$ 4,266,877 |
| TOTALS | \$ 1,287,751 | \$ 1,713,899 | \$ 1,410,597 | \$ 2,184,512 | \$ 1,873,442 | \$ 1,631,953 | \$ 1,476,238 | \$ 1,217,320 | \$ 1,082,820 | \$ 1,030,585 | \$ 1,117,392 | \$ 1,370,250 | \$ 1,622,518 | \$ 19,019,277 |

| Wastewater Utility | May | June | July | August | September | October | November | December | January | February | March | April | May | 12 Month Total |
|----------------------|-------------------|-------------------|------------------|-------------------|-------------------|-------------------|-------------------|-------------------|-------------------|-------------------|-------------------|-------------------|-------------------|---------------------|
| Retail Wastewater | \$ 323,570 | \$ 326,567 | \$ 1,000 | \$ 331,205 | \$ 338,280 | \$ 333,715 | \$ 336,148 | \$ 327,634 | \$ 308,437 | \$ 307,595 | \$ 301,587 | \$ 325,472 | \$ 331,890 | \$ 3,893,101 |
| Wholesale Wastewater | 53,912 | 50,856 | 55,485 | 54,984 | 53,205 | 55,990 | 53,974 | 57,201 | 55,180 | 54,289 | 59,500 | 56,003 | 55,206 | \$ 715,786 |
| TOTALS | \$ 377,482 | \$ 377,423 | \$ 56,485 | \$ 386,189 | \$ 391,485 | \$ 389,706 | \$ 390,123 | \$ 384,834 | \$ 363,618 | \$ 361,884 | \$ 361,087 | \$ 381,475 | \$ 387,096 | \$ 4,608,887 |

| Other | May | June | July | August | September | October | November | December | January | February | March | April | May | 12 Month Total |
|---------------------|------------------|-------------------|-------------------|------------------|------------------|------------------|------------------|------------------|------------------|------------------|------------------|------------------|-------------------|-------------------|
| Other Fees - Retail | \$ 20,503 | \$ 28,368 | \$ 13,874 | \$ 37,251 | \$ 37,262 | \$ 26,869 | \$ 30,734 | \$ 32,510 | \$ 18,847 | \$ 18,913 | \$ 20,264 | \$ 19,651 | \$ 22,380 | \$ 327,425 |
| Raw Water/Effluent | \$ 73,602 | \$ 80,042 | \$ 98,264 | \$ 51,351 | \$ 38,811 | \$ 48,840 | \$ 37,640 | \$ 22,251 | \$ 131 | \$ 119 | \$ 565 | \$ 55,997 | \$ 87,764 | \$ 595,376 |
| TOTALS | \$ 94,105 | \$ 108,410 | \$ 112,137 | \$ 88,602 | \$ 76,073 | \$ 75,708 | \$ 68,374 | \$ 54,761 | \$ 18,978 | \$ 19,032 | \$ 20,829 | \$ 75,649 | \$ 110,144 | \$ 922,801 |

| | | | | | | | | | | | | | | |
|--------------|---------------------|---------------------|---------------------|---------------------|---------------------|---------------------|---------------------|---------------------|---------------------|---------------------|---------------------|---------------------|---------------------|----------------------|
| TOTAL | \$ 1,759,338 | \$ 2,199,732 | \$ 1,579,219 | \$ 2,659,302 | \$ 2,341,000 | \$ 2,097,367 | \$ 1,934,734 | \$ 1,656,915 | \$ 1,465,416 | \$ 1,411,501 | \$ 1,499,308 | \$ 1,827,373 | \$ 2,119,759 | \$ 24,550,965 |
|--------------|---------------------|---------------------|---------------------|---------------------|---------------------|---------------------|---------------------|---------------------|---------------------|---------------------|---------------------|---------------------|---------------------|----------------------|

FYE 2016 Budgeted Revenues



Summary of Total Billed Consumption (1,000 Gallons)
Water Utility

| | May | June | July | August | September | October | November | December | January | February | March | April | May | 12 Month Total |
|------------------------|---------|---------|---------|---------|-----------|---------|----------|----------|---------|----------|--------|--------|---------|----------------|
| Bee Cave | 50,370 | 53,765 | 64,715 | 73,405 | 70,294 | 62,622 | 54,805 | 43,644 | 33,613 | 31,618 | 27,475 | 40,193 | 49,526 | 655,945 |
| Bee Cave South | 21,234 | 26,643 | 33,270 | 30,055 | 22,869 | 18,466 | 18,368 | 13,762 | 16,288 | 12,681 | 14,824 | 18,601 | 22,059 | 269,120 |
| Homestead / Meadow Fox | 1,587 | 1,559 | 1,647 | 1,825 | 1,629 | 1,414 | 1,288 | 1,246 | 1,004 | 938 | 1,098 | 1,253 | 1,368 | 17,856 |
| HPR / Z90 | 39,225 | 40,717 | 56,427 | 61,674 | 45,115 | 34,725 | 32,152 | 23,935 | 16,610 | 16,628 | 20,335 | 31,716 | 40,891 | 460,156 |
| Total Retail | 112,419 | 122,684 | 156,059 | 166,959 | 139,907 | 117,227 | 106,613 | 82,590 | 67,415 | 61,865 | 63,732 | 91,763 | 113,844 | 1,403,077 |

| Wholesale Water | May | June | July | August | September | October | November | December | January | February | March | April | May | 12 Month Total |
|--|--------|---------|---------|---------|-----------|---------|----------|----------|---------|----------|--------|---------|---------|----------------|
| Barton Creek West | 9,206 | 11,581 | 14,922 | 11,615 | 9,462 | 8,571 | 9,413 | 5,535 | 4,083 | 3,919 | 7,272 | 7,813 | 11,794 | 115,176 |
| City of Dripping Springs (Blue Blazes) | - | - | - | - | - | - | - | - | 136 | - | - | - | - | 136 |
| Headwaters | 3,041 | 3,595 | 5,808 | 3,998 | 2,434 | 1,725 | 1,301 | 634 | 15,662 | 736 | 1,106 | 1,643 | 2,782 | 44,434 |
| Crystal Mountain HOA | 1,184 | 1,529 | 1,892 | 1,335 | 1,068 | 1,065 | 979 | 946 | 694 | 602 | 1,047 | 1,072 | 1,614 | 15,045 |
| Deer Creek Ranch | 5,342 | 6,187 | 7,271 | 5,576 | 5,041 | 4,728 | 4,107 | 3,447 | 3,507 | 2,929 | 4,381 | 5,237 | 6,852 | 64,605 |
| Dripping Springs WSC | 19,543 | 23,195 | 27,582 | 19,870 | 18,529 | 19,035 | 15,811 | 14,434 | 15,662 | 13,621 | 20,306 | 18,068 | 18,157 | 243,813 |
| Eanes ISD | 452 | 368 | 650 | 771 | 545 | 491 | 423 | 246 | 357 | 255 | 631 | 492 | 600 | 6,281 |
| Graham Mortgage | - | - | - | - | - | - | - | - | - | - | - | - | - | - |
| Hays WCID 1 | 12,840 | 18,112 | 22,517 | 15,461 | 13,749 | 12,850 | 10,001 | 6,774 | 7,805 | 6,706 | 10,933 | 13,739 | 18,171 | 169,958 |
| Hays WCID 2 | 11,527 | 14,057 | 18,174 | 12,287 | 10,416 | 8,862 | 7,198 | 4,580 | 5,060 | 4,708 | 8,761 | 11,163 | 14,031 | 131,824 |
| Hudson | - | - | - | - | - | - | - | - | - | - | - | - | - | - |
| Lacy Nine 1A | 8,662 | 9,289 | 12,395 | 10,494 | 11,389 | 9,206 | 8,620 | 4,849 | 5,297 | 4,669 | 9,423 | 10,235 | 11,736 | 116,272 |
| Masonwood | 4 | 5 | 5 | 5 | 4 | 5 | 4 | 2 | 2,553 | 803 | 9,109 | 5,268 | 8,924 | 24,691 |
| Reunion Ranch | 5,121 | 6,818 | 9,934 | 7,810 | 7,007 | 6,636 | 3,724 | 2,272 | 2,595 | 2,201 | 4,343 | 7,297 | 8,954 | 74,512 |
| Senna Hills | 6,410 | 7,879 | 10,447 | 8,048 | 6,567 | 5,459 | 4,191 | 3,610 | 3,604 | 2,853 | 4,697 | 6,444 | 8,454 | 78,663 |
| Travis County MUD 12 | 12,460 | 12,970 | 17,338 | 14,282 | 12,211 | 12,707 | 9,729 | 7,671 | 8,939 | 6,318 | 11,350 | 14,476 | 16,996 | 157,447 |
| Total Wholesale | 95,792 | 115,584 | 149,235 | 111,352 | 98,402 | 92,360 | 75,508 | 55,000 | 75,954 | 50,320 | 93,358 | 102,947 | 127,045 | 1,242,857 |

| Effluent Water | May | June | July | August | September | October | November | December | January | February | March | April | May | 12 Month Total |
|-----------------------------|--------|--------|--------|--------|-----------|---------|----------|----------|---------|----------|--------|--------|--------|----------------|
| Brinker Texas, LP | - | - | - | - | - | - | - | - | - | - | - | - | - | - |
| CONG Golf, LLC. | 10,150 | 16,309 | 17,075 | 10,661 | 7,516 | 8,618 | 8,382 | 4,765 | 10,143 | 5,705 | 4,875 | 6,923 | 13,484 | 124,606 |
| Connel Falconhead Apartm | 1,185 | 980 | 1,229 | 731 | 1,031 | 698 | 387 | 153 | 324 | 284 | 822 | 954 | 1,135 | 9,914 |
| Fire Phoenix, LLC. | 8,291 | 13,668 | 19,612 | 13,686 | 9,440 | 9,130 | 4,376 | 4,397 | 12,268 | 15,080 | 11,298 | 11,625 | 20,286 | 153,157 |
| First State Bank | - | 6 | 7 | 4 | 3 | 6 | - | - | - | 3 | 1 | 4 | 7 | 41 |
| Lake Travis ISD | 159 | 66 | 194 | 174 | 158 | 176 | 174 | 116 | 28 | 29 | 13 | 134 | 61 | 1,482 |
| Spillman Ranch Community | 1,411 | 1,784 | 1,877 | 2,291 | 1,730 | 1,707 | 1,399 | 841 | 253 | 1,479 | 699 | 2,983 | 2,545 | 20,900 |
| Ash Creek Homes (Wildwood) | 423 | 300 | 550 | 595 | 451 | 508 | 465 | 10 | 223 | 245 | 305 | 369 | 372 | 4,916 |
| Embrey Partners (Estates) | 192 | 258 | 285 | 330 | 287 | 318 | 285 | 175 | 111 | 97 | 334 | 283 | 76 | 3,031 |
| Lakeway Dermatology | 51 | 65 | 106 | 126 | 10 | - | 101 | 13 | 15 | 13 | 29 | 61 | 98 | 688 |
| PFP Falconhead Retail, LLC. | - | - | - | - | - | - | - | - | - | - | - | 319 | 363 | 682 |
| Total Wholesale | 21,862 | 33,436 | 41,035 | 28,598 | 20,626 | 21,161 | 15,569 | 10,270 | 23,365 | 22,935 | 18,376 | 23,655 | 38,429 | 318,635 |

| System Summary | May | June | July | August | September | October | November | December | January | February | March | April | May | 12 Month Total |
|-----------------|---------|---------|---------|---------|-----------|---------|----------|----------|---------|----------|---------|---------|---------|----------------|
| Total Retail | 112,419 | 122,684 | 156,059 | 166,959 | 139,907 | 117,227 | 106,613 | 82,590 | 67,415 | 61,865 | 63,732 | 91,763 | 113,844 | 1,403,077 |
| Total Wholesale | 95,792 | 115,584 | 149,235 | 111,352 | 98,402 | 92,360 | 75,508 | 55,000 | 75,954 | 50,320 | 93,358 | 102,947 | 127,045 | 1,242,857 |
| Effluent Water | 21,862 | 33,436 | 41,035 | 28,598 | 20,626 | 21,161 | 15,569 | 10,270 | 23,365 | 22,935 | 18,376 | 23,655 | 38,429 | 319,317 |
| TOTAL WATER | 230,073 | 271,704 | 346,329 | 306,909 | 258,935 | 230,748 | 197,690 | 147,860 | 166,734 | 135,120 | 175,466 | 218,365 | 279,318 | 2,645,934 |

| | | | | | | | | | | | | | | |
|----------------------------|-----|-----|-----|-----|-----|-----|-----|-----|-----|-----|-----|-----|-----|-----|
| Retail Percent of Total | 49% | 45% | 45% | 54% | 54% | 51% | 54% | 56% | 40% | 46% | 36% | 42% | 41% | 53% |
| Wholesale Percent of Total | 42% | 43% | 43% | 36% | 38% | 40% | 38% | 37% | 46% | 37% | 53% | 47% | 45% | 47% |



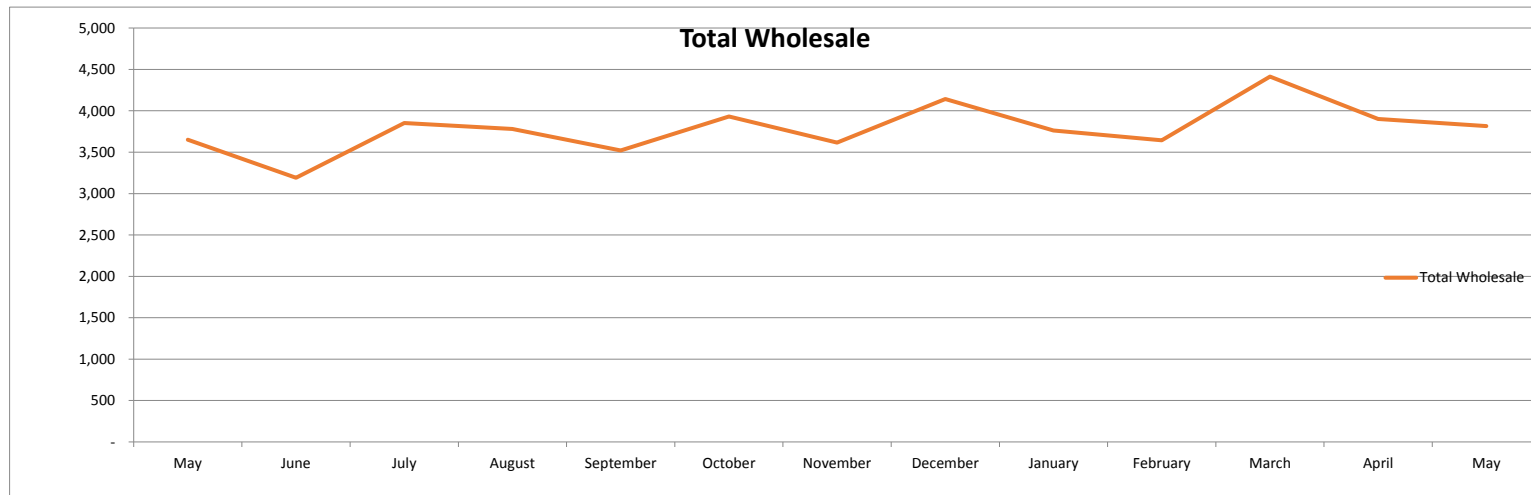
**Summary of Total Billed Consumption (1,000 Gallons)
Wastewater**

| | May | June | July | August | September | October | November | December | January | February | March | April | May | 12 Month Total |
|---------------|-----|------|------|--------|-----------|---------|----------|----------|---------|----------|-------|-------|-----|----------------|
| Bee Cave | | | | | | | | | | | | | | - |
| TOTALS | | | | | | | | | | | | | | - |

| Wholesale Wastewater | May | June | July | August | September | October | November | December | January | February | March | April | May | 12 Month Total |
|----------------------|--------------|--------------|--------------|--------------|--------------|--------------|--------------|--------------|--------------|--------------|--------------|--------------|--------------|----------------|
| Masonwood Wastewater | 1,260 | 1,110 | 1,478 | 1,444 | 1,326 | 1,494 | 1,451 | 1,430 | 1,659 | 1,548 | 1,858 | 1,630 | 1,448 | 19,136 |
| WCID 17 Wastewater | 2,390 | 2,081 | 2,375 | 2,336 | 2,194 | 2,437 | 2,164 | 2,712 | 2,102 | 2,095 | 2,555 | 2,271 | 2,367 | 30,079 |
| TOTALS | 3,650 | 3,191 | 3,853 | 3,780 | 3,520 | 3,931 | 3,615 | 4,142 | 3,761 | 3,643 | 4,413 | 3,901 | 3,815 | 49,215 |

| System Summary | May | June | July | August | September | October | November | December | January | February | March | April | May | 12 Month Total |
|-------------------------|--------------|--------------|--------------|--------------|--------------|--------------|--------------|--------------|--------------|--------------|--------------|--------------|--------------|----------------|
| Total Retail | | | | | | | | | | - | - | - | - | - |
| Total Wholesale | 3,650 | 3,191 | 3,853 | 3,780 | 3,520 | 3,931 | 3,615 | 4,142 | 3,761 | 3,643 | 4,413 | 3,901 | 3,815 | 49,215 |
| TOTAL WASTEWATER | 3,650 | 3,191 | 3,853 | 3,780 | 3,520 | 3,931 | 3,615 | 4,142 | 3,761 | 3,643 | 4,413 | 3,901 | 3,815 | 49,215 |

| | | | | | | | | | | | | | | |
|----------------------------|------|------|------|------|------|------|------|------|------|------|------|------|------|------|
| Retail Percent of Total | 0% | 0% | 0% | 0% | 0% | 0% | 0% | 0% | 0% | 0% | 0% | 0% | 0% | 0% |
| Wholesale Percent of Total | 100% | 100% | 100% | 100% | 100% | 100% | 100% | 100% | 100% | 100% | 100% | 100% | 100% | 100% |

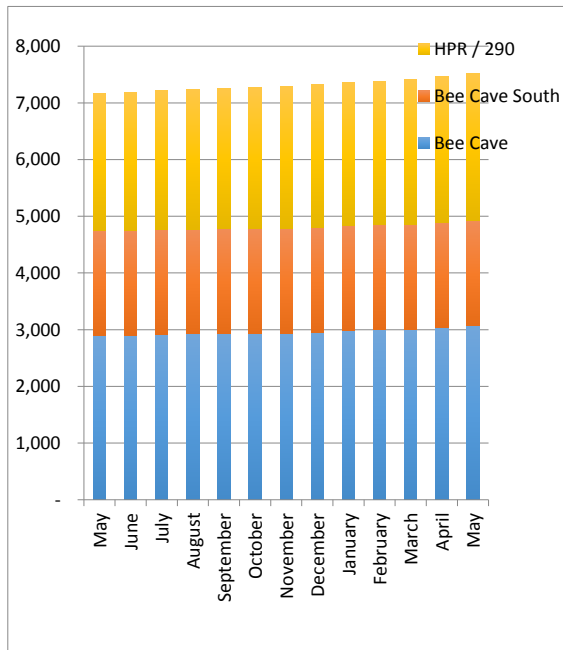




Summary of Total Retail Customer Count Water

| Meters | May | June | July | August | September | October | November | December | January | February | March | April | May |
|------------------------|--------------|--------------|--------------|--------------|--------------|--------------|--------------|--------------|--------------|--------------|--------------|--------------|--------------|
| Bee Cave | 2,905 | 2,904 | 2,914 | 2,926 | 2,932 | 2,931 | 2,937 | 2,958 | 2,982 | 2,997 | 3,002 | 3,031 | 3,068 |
| Bee Cave South | 1,843 | 1,846 | 1,848 | 1,849 | 1,848 | 1,849 | 1,847 | 1,852 | 1,855 | 1,856 | 1,859 | 1,861 | 1,857 |
| Homestead / Meadow Fox | 156 | 155 | 156 | 156 | 156 | 157 | 157 | 157 | 157 | 157 | 156 | 156 | 156 |
| HPR / 290 | 2,423 | 2,442 | 2,453 | 2,467 | 2,477 | 2,483 | 2,501 | 2,518 | 2,523 | 2,533 | 2,557 | 2,565 | 2,588 |
| TOTALS | 7,327 | 7,347 | 7,371 | 7,398 | 7,413 | 7,420 | 7,442 | 7,485 | 7,517 | 7,543 | 7,574 | 7,613 | 7,669 |

| | | | | | | | | | | | | | |
|---------------------------|------------|------------|------------|------------|------------|------------|------------|------------|------------|------------|------------|------------|------------|
| Customer Growth | 13 | 20 | 24 | 27 | 15 | 7 | 22 | 43 | 32 | 26 | 31 | 39 | 56 |
| Monthly Growth Rate | 0.18% | 0.27% | 0.33% | 0.37% | 0.20% | 0.09% | 0.30% | 0.58% | 0.43% | 0.35% | 0.41% | 0.51% | 0.74% |
| Annual Growth | 224 | 224 | 232 | 236 | 232 | 208 | 218 | 271 | 292 | 301 | 307 | 331 | 355 |
| Annual Growth Rate | 3% | 3% | 3% | 3% | 3% | 3% | 3% | 4% | 4% | 4% | 4% | 5% | 5% |

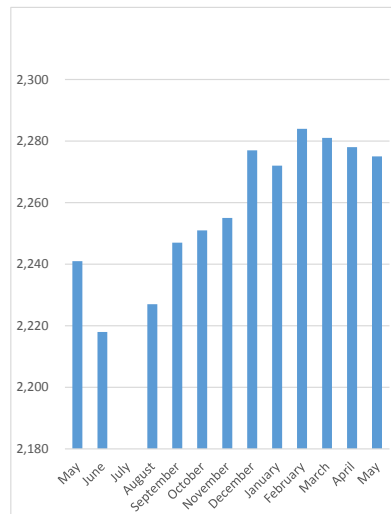




**Summary of Total Retail Customer Count
Wastewater**

| Meters | May | June | July | August | September | October | November | December | January | February | March | April | May | Annual Growth Rate |
|-----------------------------|--------------|--------------|------|--------------|--------------|--------------|--------------|--------------|--------------|--------------|--------------|--------------|--------------|--------------------|
| Wastewater Customers | 2,241 | 2,218 | | 2,227 | 2,247 | 2,251 | 2,255 | 2,277 | 2,272 | 2,284 | 2,281 | 2,278 | 2,275 | 2% |

| | | | | | | | | | | | | | | |
|---------------------------|-----------|-----------|----------------|-----------|-----------|-----------|-----------|-----------|-----------|-----------|-----------|-----------|-----------|--|
| Customer Growth | (4) | (23) | (2,218) | 2,227 | 20 | 4 | 4 | 22 | (5) | 12 | (3) | (3) | (3) | |
| Monthly Growth Rate | -0.18% | -1.03% | -100.00% | #DIV/0! | 0.90% | 0.18% | 0.18% | 0.98% | -0.22% | 0.53% | -0.13% | -0.13% | -0.13% | |
| Annual Growth | 61 | 45 | (2,211) | 41 | 29 | 27 | 26 | 43 | 33 | 43 | 35 | 52 | 30 | |
| Annual Growth Rate | 3% | 2% | -101% | 2% | 1% | 1% | 1% | 2% | 1% | 2% | 2% | 2% | 1% | |

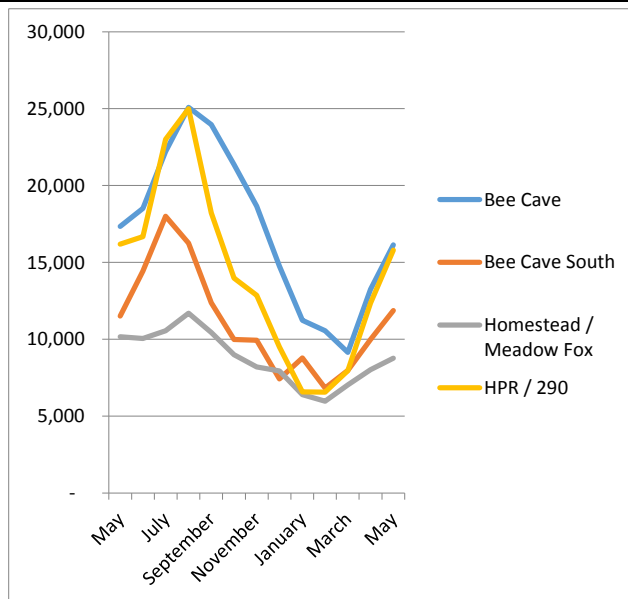




Retail Customer Average Use Analysis
Average Water Usage per Connection, per Month (Gallons)

| | March | April | May | June | July | August | September | October | November | December | January | February | March | April | May |
|----------------------------|--------------|---------------|---------------|---------------|---------------|---------------|---------------|---------------|---------------|---------------|--------------|--------------|--------------|---------------|---------------|
| Bee Cave | 11,212 | 13,030 | 17,339 | 18,514 | 22,208 | 25,087 | 23,975 | 21,365 | 18,660 | 14,755 | 11,238 | 10,550 | 9,152 | 13,261 | 16,143 |
| Bee Cave South | 7,889 | 9,529 | 11,521 | 14,433 | 18,003 | 16,255 | 12,375 | 9,987 | 9,945 | 7,431 | 8,781 | 6,832 | 7,974 | 9,995 | 11,879 |
| Homestead / Meadow Fox | 6,474 | 8,936 | 10,173 | 10,058 | 10,558 | 11,699 | 10,442 | 9,006 | 8,204 | 7,936 | 6,395 | 5,975 | 7,038 | 8,032 | 8,769 |
| HPR / 290 | 8,512 | 11,100 | 16,190 | 16,674 | 23,003 | 25,000 | 18,214 | 13,985 | 12,856 | 9,507 | 6,583 | 6,565 | 7,953 | 12,365 | 15,800 |
| System Wide Average | 9,384 | 11,425 | 15,343 | 16,699 | 21,172 | 22,568 | 18,873 | 15,799 | 14,326 | 11,034 | 8,968 | 8,202 | 8,415 | 12,053 | 14,845 |

| | | | | | | | | | | | | | | | |
|-------------------------|---------------|---------------|---------------|---------------|---------------|---------------|---------------|---------------|---------------|---------------|---------------|---------------|---------------|---------------|---------------|
| 12-Month Average | 15,016 | 14,976 | 14,940 | 14,905 | 14,868 | 14,831 | 14,795 | 14,762 | 14,729 | 14,687 | 14,642 | 14,596 | 12,559 | 13,435 | 14,447 |
|-------------------------|---------------|---------------|---------------|---------------|---------------|---------------|---------------|---------------|---------------|---------------|---------------|---------------|---------------|---------------|---------------|





Retail Customer Average Use Analysis
Summary of Customer Contacts/Payment Processing

| Customer Contacts | May | June | July | August | September | October | November | December | January | February | March | April | May |
|-------------------|--------------|--------------|--------------|--------------|------------|------------|------------|--------------|--------------|------------|------------|--------------|--------------|
| Date of | 6/1-6/30 | 7/1-7/31 | 8/1-8/31 | 9/1-9/30 | 10/1-10/31 | 11/1-11/30 | 12/1-12/31 | 1/1-1/31 | 2/1-2/28 | 3/1-3/31 | 4/1-4/30 | 5/1-5/31 | 6/1-6/30 |
| Calls | 804 | 692 | 692 | 701 | 620 | 601 | 580 | 827 | 741 | 535 | 603 | 623 | 736 |
| Emails | 109 | 63 | 121 | 169 | 91 | 94 | 68 | 141 | 97 | 112 | 140 | 236 | 254 |
| In Office | 248 | 245 | 258 | 233 | 244 | 205 | 199 | 217 | 167 | 230 | 250 | 243 | 249 |
| TOTALS | 1,161 | 1,000 | 1,071 | 1,103 | 955 | 900 | 847 | 1,185 | 1,005 | 877 | 993 | 1,102 | 1,239 |

| Payments | May | June | July | August | September | October | November | December | January | February | March | April | May |
|------------------------------|--------------|--------------|--------------|--------------|--------------|--------------|--------------|--------------|--------------|--------------|--------------|--------------|--------------|
| Date of Payments | 6/1-6/30 | 7/1-7/31 | 8/1-8/31 | 9/1-9/30 | 10/1-10/31 | 11/1-11/30 | 12/1-12/31 | 1/1-1/31 | 2/1-2/28 | 3/1-3/31 | 4/1-4/30 | 5/1-5/31 | 6/1-6/30 |
| Mail | 1,402 | 1,736 | 1,601 | 1,743 | 1,747 | 1,454 | 1,577 | 1,347 | 1,001 | 2,068 | 1,466 | 1,396 | 2,194 |
| Walk In/Dropbox Payments | 314 | 352 | 322 | 200 | 358 | 305 | 244 | 316 | 230 | 350 | 243 | 283 | 308 |
| Online Payments Credit Cards | 391 | 457 | 364 | 346 | 419 | 353 | 367 | 456 | 379 | 378 | 355 | 334 | 458 |
| Online Payments Echeck | 397 | 438 | 409 | 356 | 512 | 306 | 431 | 454 | 394 | 389 | 346 | 370 | 465 |
| Unreceivables | 1,513 | 1,977 | 2,097 | 1,831 | 2,062 | 1,796 | 1,807 | 2,028 | 1,653 | 2,080 | 1,915 | 2,046 | 2,199 |
| TOTALS | 4,017 | 4,960 | 4,793 | 4,476 | 5,098 | 4,214 | 4,426 | 4,601 | 3,657 | 5,265 | 4,325 | 4,429 | 5,624 |



Retail Customer Delinquency Summary

| ACCOUNTS | 31-60 | 61-90 | 91+ |
|------------------------|-----------|-----------|------------|
| Bee Cave | 22 | 8 | 93 |
| Bee Cave South | 7 | 1 | 6 |
| Homestead / Meadow Fox | 1 | 1 | 1 |
| 290 HPR | 6 | 2 | 11 |
| TOTAL | 36 | 12 | 111 |

| DOLLARS | 31-60 | 61-90 | 91+ |
|------------------------|---------------|--------------|----------------|
| Bee Cave | 19,181 | 2,664 | 91,921 |
| Bee Cave South | 2,065 | 77 | 30,650 |
| Homestead / Meadow Fox | 171 | 463 | 11,361 |
| HPR / 290 | 808 | 67 | 116,402 |
| TOTAL | 22,225 | 3,271 | 250,334 |

| Delinquent Letters | Date Sent | Total Del |
|------------------------|-----------|------------|
| Bee Cave | 4-Jun | 199 |
| Bee Cave South | 13-Jun | 134 |
| Homestead / Meadow Fox | 11-Jun | 8 |
| 290 HPR | 11-Jun | 148 |
| TOTAL | | 489 |

| Disconnects | Date | How Many |
|------------------------|--------|----------|
| Bee Cave | 19-Jun | 16 |
| Bee Cave South | 28-Jun | 24 |
| Homestead / Meadow Fox | 27-Jun | 0 |
| HPR / 290 | 27-Jun | 6 |

| Still Off |
|-----------|
| 2 |
| 3 |
| 1 |
| 0 |

VI. OLD BUSINESS

ITEM B

**ORDER ADOPTING AMENDMENTS TO THE PURCHASING POLICY FOR
THE WEST TRAVIS COUNTY PUBLIC UTILITY AGENCY**

| | |
|--------------------|---|
| THE STATE OF TEXAS | § |
| | § |
| COUNTIES OF TRAVIS | § |
| AND HAYS | § |

WHEREAS, West Travis County Public Utility Agency (the “Agency”) is a public utility agency created by concurrent ordinance of Hays County, the City of Bee Cave and West Travis County Municipal Utility District No. 5 and governed by Chapter 572 of the Texas Local Government Code; and

WHEREAS, on February 16, 2017, the WTCPUA Board of Directors (the “Board”) approved a Purchasing Policy to ensure effective and efficient procurement and to prescribe policies and procedures using Title 4, Chapter 49 of the Texas Water Code as guidance; and

WHEREAS, the Board has determined that certain amendments to the Purchasing Policy are necessary.

NOW THEREFORE, it is ordered by the Board of Directors of West Travis County Public Utility Agency as follows:

Section 1: The above recitals are true and correct and are incorporated into this Order for all purposes.

Section 2: The Agency’s Board of Directors hereby approves, adopts and orders edits to the Purchasing Policy, included as Attachment A.

PASSED AND APPROVED this ____ day of July, 2018.

Don Walden, Vice President
Board of Directors

ATTEST:

Ray Whisenant, Jr., Secretary
Board of Directors

West Travis County Public Utility Agency

Purchasing Policy

The West Travis County Public Utility Agency (Agency) establishes the following purchasing policy to ensure cost effective and efficient procurement of goods and services.

Before any purchases are made the General Manager or his designees shall ensure that, per the Agency's Budgeting Policy, proposed purchases are in accordance with approved budget line items. In all purchases, efforts should be made to obtain the best pricing and value for the Agency.

For contracts or purchases for goods, including equipment, materials and machinery over \$75,000, the Board shall require competitive sealed bids, advertise the letting of the contract or purchase, including the general conditions, time, and place of opening of sealed bids. Board approval is required before execution of any contracts.

For contracts or purchases for goods, including equipment, materials and machinery, over \$25,000 but not more than \$75,000, the Board shall solicit written competitive quotes on uniform written specifications from at least three vendors. Board approval is required before execution of any contracts.

For contracts or purchases for goods, including equipment, materials and machinery of not more than \$25,000, the Board is not required to advertise or seek competitive bids or quotes. The General Manager shall have the authority to make purchases of not more than \$25,000 without prior Board approval, provided purchases are made in accordance with the Agency's Budgeting Policy.

Purchase orders shall be required for purchases of goods or services greater than \$10,000 unless prior approval is obtained from the Agency's General Manager.

The above contract provisions do not apply to:

- (1) Equipment, materials, or machinery purchased by the Agency at an auction that is open to the public.
- (2) Contracts for personal or professional services or for a utility service operator.
- (3) Contracts for services or property for which there is only one source or for which it is otherwise impracticable to obtain competition.
- (4) High technology procurements.
- (5) Contracts for the purchase of electricity for use by the Agency.
- (6) Contracts for services related to compliance with a state or federal construction storm water requirement, including acquisition of permits, construction, repair, and removal of

temporary erosion control devices, cleaning of silt and debris from streets and storm sewers, monitoring of construction sites, and preparation and filing of all required reports.

(7) Purchases made through Buy Boards or similar purchasing cooperatives.

If changes in plans or specifications are necessary after the performance of a contract is begun, or if it is necessary to decrease or increase the quantity of the work to be performed or of the materials, equipment, or supplies to be furnished, change orders shall be approved as follows:

The General Manager or his designee shall have the authority to approve a change order up to 25% of the original contract price or \$25,000, whichever is less, that involves an increase or decrease of \$25,000 or less or less than 25% of the original contract price without prior Board approval. All other change orders of more than \$25,000 or more than 25% of the original contract price shall require prior Board approval.

The Agency is not required to advertise or seek competitive bids for the repair of Agency facilities if the scope or extent of the repair work cannot be readily ascertained or if the nature of the repair work does not readily lend itself to competitive bidding.

The Agency is not required to advertise or seek competitive bids for security or surveillance systems or components of or additions to Agency facilities relating to security or surveillance, including systems used for the prevention of terrorist or criminal acts and incidents or acts of war, if the Board finds that doing so would compromise the safety and security of Agency facilities or residents.

If the Agency experiences an emergency condition that may create a serious health hazard or unreasonable economic loss to the Agency that requires immediate corrective action, the General Manager may negotiate limited duration contracts or make purchases without competitive bidding or obtaining three quotes to remedy the condition. The General Manager shall notify the Board promptly of the emergency and submit to the Board details describing the specific serious health hazard or unreasonable economic loss as soon as practicable following the issuance of the contracts. Whenever possible, the General Manager should obtain prior approval of the Board before authorizing the contract or purchases, but failure to obtain prior approval shall not void the contract or purchases.

Agency Management staff, as designated by the General Manager, shall have the authority to purchase goods or services up to \$5,000 without prior General Manager approval. The Operations Manager shall have the authority to purchase goods or services up to \$10,000 without prior General Manager approval. Purchases may be made by purchase order or credit card.

Agency Supervisory staff, as designated by the General Manager, shall have the authority to purchase goods or services up to \$2,500 without prior Agency Management staff approval and up to \$5,000 with prior Agency Management staff approval. Purchases may be made by purchase order or credit card.

Commented [RP1]: I think this language revision covers all scenarios of concern for small and large contracts:
1. \$50,000 contract, 25% is \$12,500 and \$25,000 is 50%. So GM approval limit is \$12,500 for this change order.
2. \$100,000 contract, 25% is \$25,000 and \$25,000 is 25%, so GM approval limit is \$25,000 for this change order.
3. \$200,000 contract, 25% is \$50,000 and \$25,000 is 12.5%, so GM approval limit is \$25,000.

Commented [RP2]: Prior stricken to provide GM flexibility to make timely required field operating decisions for emergencies or efficiencies. These change orders would be brought to the Board for approval.

Credit cards will only be issued to staff as approved by the General Manager. For all purchases made by credit card pursuant to this Purchasing Policy, receipts shall be provided to the Controller as soon as practicable following the purchase.

The General Manager or Controller may authorize the execution of revolving credit card or purchasing accounts for the purchase of regularly needed goods, materials, services, inventory or supplies per monthly line item budget limits. Items include but are not limited to:

- a. Chemicals.
- b. Utilities.
- c. Meters.
- d. Tools and field supplies.
- e. Office supplies.
- f. Janitorial services.
- g. Repair parts.

The General Manager or Management designees Controller or other Management staff as designated by the General Manager shall have the authority to approve recurring the purchases of regularly needed goods, materials, services, inventory or supplies per purchasing policy guidelines and per monthly line item budget limits without prior Board approval.

In selecting attorneys, engineers, auditors, financial advisors, or other professional consultants, the Agency shall follow the procedures provided in Subchapter A, Chapter 2254, Government Code (Professional Services Procurement Act). Specifically, the Agency may not select a provider of professional services or a group or association of providers or award a contract for the services on the basis of competitive bids submitted for the contract or for the services, but shall make the selection and award:

- (1) On the basis of demonstrated competence and qualifications to perform the services.
- (2) For a fair and reasonable price.
- (3) The professional fees under the contract may not exceed any maximum provided by law.

A contract for technical, scientific, legal, fiscal, or other professional services must be approved by the Board unless specifically delegated by Board action. The terms and conditions of such a contract, including the terms for payment, are subject to the decision of the Board unless specifically delegated by Board action.

The General Manager or Controller may sign checks, or execute authorize electronic approved payments, or authorize payments through the Agency's online payment software for purchases equal to or less than the \$25,000 General Manager purchasing threshold in this Policy.

The General Manager or Controller may sign checks, or authorize execute electronic approved payments, or authorize payments through the Agency's online payment software for purchases

above the \$25,000 General Manager purchasing threshold in this Policy only after Board approval has been obtained. This \$25,000 check signing threshold may be exceeded for emergency conditions as outlined in this Purchasing Policy or for recurring the purchases of regularly needed goods, materials, services, inventory or supplies per purchasing policy guidelines and monthly line item budget limits.

~~Checks for all other purchases not included in the two preceding paragraphs shall be signed by two Board Members at the next regularly scheduled Board meeting. Checks above \$50,000 shall have two signatures of either the General Manager, Controller or Board Members.~~

Commented [RP3]: I do not see why this language is needed. I think this paragraph should be left as is.

The Controller is authorized to make inter-fund transfers between Agency bank accounts ~~and to execute~~ make wire transfers for bond payments, investment policy transactions or equivalent distributions. or payments pursuant to bond closing documents.

A check register detailing all payments made by the Agency and all invoices for purchases which require Board approval, and other invoices requested by the Board, will be provided to the Board at the next regularly scheduled Board meeting. Payments requiring Board approval shall be included on the consent agenda for such approval.

VII. NEW BUSINESS

ITEM A

Ms. Kalisek's Direct Line: (512) 322-5847
Email: lkalisek@lglawfirm.com

July 3, 2018

Mr. Robert Pugh, General Manager
West Travis County Public Utility Agency
12117 Bee Cave Rd., Bldg. 3, Suite 120
Bee Cave, Texas 78738

VIA FIRST CLASS MAIL

Re: Billing Rate for Legal Services Rendered
West Travis County Public Utility Agency (3319)

Dear Mr. Pugh:

As you know, my firm and I have been providing legal services to the West Travis County Public Utility Agency (the "WTCPUA") for some time pursuant to our employment agreement. We have appreciated the opportunity to provide these services, and we value the WTCPUA as a client. Our hourly rates for legal services in connection with our representation of the WTCPUA have not changed since 2015. Pursuant to our employment agreement, this letter will serve as notice of our intention to adjust our hourly billing rates, as noted in the attached chart, effective October 1, 2018. While this rate change represents an increase in our hourly billing rates, it still represents a lower government rate that is a significant reduction from our standard hourly billing rates.

While I hope you will agree that these rate changes are fair, given the length of time since we last raised our rates and the quality of legal services we provide, please call me if you have questions or concerns with this proposal. I look forward to our continued representation of the WTCPUA.

Sincerely,

Lauren Kalisek SPA

Lauren Kalisek

LJK/dsr
Enclosure

cc: Billing Office

Lloyd Gosselink Rochelle & Townsend, P.C.
WTCPUA
Current Billing Rates & Proposed New Billing Rates

| ATTORNEY | Current Billing Rate | Proposed New Billing Rate to be Effective 10/01/18 |
|-------------------|---------------------------------|---|
| Ashley Thomas | \$ 225.00 | \$ 240.00 |
| David Klein | \$ 265.00 | \$ 275.00 |
| Jacqueline Perrin | \$ 200.00 | \$ 200.00 |
| James Parker | \$ 260.00 | \$ 270.00 |
| Joe de la Fuente | \$ 300.00 | \$ 310.00 |
| Lauren Kalisek | \$ 265.00 | \$ 280.00 |
| Lauren Sprouse | \$ 225.00 | \$ 240.00 |
| Maris Chambers | \$ 200.00 | \$ 200.00 |
| Sheila Gladstone | \$ 295.00 | \$ 305.00 |
| Stefanie Albright | \$ 245.00 | \$ 265.00 |

| PARALEGAL | Current Billing Rate | Proposed New Billing Rate |
|---------------------|---------------------------------|--------------------------------------|
| Karen Mallios | \$ 100.00 | \$ 115.00 |
| Lisette Ruiz | \$ 115.00 | \$ 125.00 |
| Paralegal Assistant | \$ 35.00 | \$ 35.00 |

| LAW CLERK | Current Billing Rate | Proposed New Billing Rate |
|------------------|---------------------------------|--------------------------------------|
| Law Clerk | \$ 95.00 | \$ 105.00 |

ITEM B

**ORDER AMENDING THE WEST TRAVIS COUNTY PUBLIC UTILITY AGENCY
TARIFF REGARDING PRE-PAID IMPACT FEES**

THE STATE OF TEXAS §
 §
COUNTIES OF TRAVIS §
AND HAYS §

WHEREAS, West Travis County Public Utility Agency (the “**WTCPUA**”) is a public utility agency created by concurrent ordinance of Hays County, the City of Bee Cave and West Travis County Municipal Utility District No. 5 and governed by Chapter 572 of the Texas Local Government Code; and

WHEREAS, on March 15, 2012, the WTCPUA Board of Directors (“**Board**”) approved a “Schedule for Rates, Fees, and Charges and Terms and Conditions of Water and Wastewater Services,” (the “**Tariff**”) which has been subsequently amended from time to time;

WHEREAS, the Board has determined that certain amendments to Section 2.04 of the Tariff are necessary to address the WTCPUA’s policies relating to pre-paid impact fees.

NOW THEREFORE, it is ordered by the Board of Directors of West Travis County Public Utility Agency as follows:

Section 1: The above recitals are true and correct and are incorporated into this Order for all purposes.

Section 2: The WTCPUA’s Board hereby approves, adopts and orders edits to Section 2.04 the Tariff, as shown in Attachment A, effective on the date of this Order.

Section 3: The WTCPUA’s General Manager, Engineer, and General Counsel are authorized to take all actions necessary to carry out the purposes of this Order.

[Signature pages to follow]

PASSED AND APPROVED this ____day of July, 2018.

Don Walden, Vice President
Board of Directors

ATTEST:

Honorable Ray Whisenant, Jr., Secretary
Board of Directors

ATTACHMENT A

(i) New Standard Service Application Processing: Customer Service Applications for New Standard Service will be processed by the WTCPUA, and the Applicant will be invoiced for applicable fees due, which may include, but may not be limited to, impact fees, tap fees and deposits and additional fees as described in this Schedule. An invoice for all fees due shall be generated within five (5) business days from the receipt of the complete Customer Service Application (and required documentation). The Applicant must then pay all fees due. Once payment has been received in full, service will be initiated. Upon payment of impact fees, the Customer is considered an “active” Customer and will begin receiving monthly bills beginning the close of the billing cycle after the impact fees have been paid. Monthly billing will commence regardless of whether or not the Applicant has requested the WTCPUA delay setting the meter. Any Customer who is established as an “active” Customer as described above shall timely pay for fees due as identified on monthly billing. If a Customer does not pay fees due timely, service will be disconnected per this Schedule. If the Customer does not have a meter set (based upon the Customer’s request), the Customer cannot have a meter set unless all fees due are paid in full.

(j) New Non-Standard Service Application Processing: Customer Service Applications for New Non Standard Service will be processed through the WTCPUA’s Service Extension Request (SER) process. Applicants will be invoiced for an initial SER Application Fee. All invoices for SER Application Fees will be generated with the WTCPUA’s billing software system. All fees shall be submitted through the WTCPUA’s Customer Service Center. The SER Application Fee is determined based upon the number of Living Unit Equivalents requested in the application and is set forth in Appendix C. The SER Application Fee recovers expenses associated with PUA staff time associated with application processing.

The WTCPUA may allow for pre-payment of Impact Fees for Non-Standard Service. Customers in Developments where pre-payment of Impact Fees have been made will not be considered active until applications for Standard Service are received along with all other required fees to establish Standard Service.

**ORDER AMENDING THE WEST TRAVIS COUNTY PUBLIC UTILITY AGENCY
TARIFF REGARDING ENGINEERING AND LEGAL REVIEW FEES**

THE STATE OF TEXAS §
 §
COUNTIES OF TRAVIS §
AND HAYS §

WHEREAS, West Travis County Public Utility Agency (the “**WTCPUA**”) is a public utility agency created by concurrent ordinance of Hays County, the City of Bee Cave and West Travis County Municipal Utility District No. 5 and governed by Chapter 572 of the Texas Local Government Code; and

WHEREAS, on March 15, 2012, the WTCPUA Board of Directors (“**Board**”) approved a “Schedule for Rates, Fees, and Charges and Terms and Conditions of Water and Wastewater Services,” (the “**Tariff**”) which has been subsequently amended from time to time;

WHEREAS, the Board has determined that certain amendments to Section 2.04 of the Tariff are necessary to address the WTCPUA’s policies relating to engineering and legal review fees.

NOW THEREFORE, it is ordered by the Board of Directors of West Travis County Public Utility Agency as follows:

Section 1: The above recitals are true and correct and are incorporated into this Order for all purposes.

Section 2: The WTCPUA’s Board hereby approves, adopts and orders edits to Section 2.04 the Tariff, as shown in Attachment A, effective on the date of this Order.

Section 3: The WTCPUA’s General Manager, Engineer, and General Counsel are authorized to take all actions necessary to carry out the purposes of this Order.

[Signature pages to follow]

PASSED AND APPROVED this ____day of July, 2018.

Don Walden, Vice President
Board of Directors

ATTEST:

Honorable Ray Whisenant, Jr., Secretary
Board of Directors

ATTACHMENT A

2.04 (j) New Non-Standard Service Application Processing: New Non-Standard Service applications will be processed through the WTCPUA's Service Extension Request (SER) process. Applicants will be invoiced for an initial SER Application Fee. All invoices for SER Application Fees will be generated by the WTCPUA's billing software system and be submitted to Applicants by the WTCPUA's Customer Service Department. The SER Application Fee is determined based on the number of Living Unit Equivalents (LUEs) requested in the application as set forth in Appendix C. The SER Application Fee recovers expenses for PUA staff time associated with application processing.

In addition to the SER Application Fee, the Applicant may also be required to pay additional fees for outside consulting engineering and/or legal services. These fees will be based upon actual cost of the services rendered. Consulting engineers and/or legal counsel shall invoice the WTCPUA monthly for each SER Application as required.

The WTCPUA may require an up-front deposit from the Applicant to cover consulting engineering and legal fees. If total fees are less than the deposit then the difference will be refunded to the Applicant.

2.04 (j) New Non-Standard Service Application Processing: ~~Customer Service Applications for~~ New Non-Standard Service ~~applications~~ will be processed through the WTCPUA's Service Extension Request (SER) process. Applicants will be invoiced for an initial SER Application Fee. All invoices for SER Application Fees will be generated ~~by~~with the WTCPUA's billing software system ~~and, All fees shall~~ be submitted ~~to Applicants by~~through the WTCPUA's Customer Service ~~Department~~Center. The SER Application Fee is determined based ~~upon~~ the number of Living Unit Equivalents (LUEs) requested in the application ~~as and is~~ set forth in Appendix C. The SER Application Fee recovers expenses ~~for associated with~~ PUA staff time associated with application processing.

In addition to the SER Application Fee, the Applicant may also be required to pay additional fees for outside ~~consulting engineering consulting~~ and/or legal services. These fees will be based upon actual cost of the services rendered. ~~Consulting engineers and/or legal counsel shall invoice the WTCPUA monthly for each SER Application as required, and will be charged to the Applicant as described below.~~

The WTCPUA may require an up-front deposit from the Applicant to cover consulting engineering and legal fees. If total fees are less than the deposit then the difference will be refunded to the Applicant.

~~1. Engineering Review Fee If it is determined that in order to properly process the Customer Service Application, outside consulting engineering services are required, the WTCPUA will seek a scope of work and budget for services quote from the WTCPUA's outside consulting engineer. The scope of work and budget will be provided to the Applicant along with an invoice for the full budget amount presented by the consulting engineer. The budget amount shall be a not to exceed budget. If the Applicant wishes to proceed, they must pay the invoice for the scope of work and budget in full. Upon WTCPUA's receipt of the full invoice amount, the WTCPUA will provide its consulting engineer with a written notice to proceed and work will commence. The consulting engineer shall not, under any circumstances, exceed the approved budget without written authorization to do so from the WTCPUA and the Applicant. The consulting engineer will not be provided with authorization to exceed the initial budget amount unless the Applicant has been invoiced for the additional amount, and the WTCPUA has received payment. The consulting engineer shall invoice the WTCPUA monthly and submit invoices for each SER Application separately using the WTCPUA's~~

~~Adopted on 03-15-12 and Revised on 6-15-17~~

~~7 | Page~~

~~established work-order system (i.e. the consulting engineer shall obtain a separate work-order number for each and every SER Application). Depending on the issues addressed in the SER Application, it may be necessary for a new scope of work and budget to be developed. The consulting engineer shall not perform any work for a new or amended scope of services unless the consulting engineer receives a written notice to proceed from the WTCPUA. A written notice to proceed will only be provided to the consulting engineer if and only if the Applicant has paid all fees due up-front. If the Applicant does not wish to proceed and notifies the WTCPUA of this in writing, or payment is not received in full within 30 days of an invoice date, the Application will be closed as described in this Section 2.04.~~

~~2. Legal Services Review Fee If it is determined that in order to properly process the Application and/or negotiate a non-standard service agreement, legal services are required to be provided by the~~

Formatted: Underline

WTCPUA's outside legal counsel, the WTCPUA will seek a scope of work and budget for services quote from legal counsel. The scope of work and budget will be provided to the Applicant along with an invoice for the full budget amount presented by the legal counsel. The legal counsel's budget amount shall be a not to exceed budget. If the Applicant wishes to proceed, they must pay the invoice in full. Upon receipt of the full invoice amount, the WTCPUA will provide legal counsel with a written notice to proceed and work will commence. Legal counsel shall not, under any circumstances, exceed the approved budget without written authorization to do so from the WTCPUA and the Applicant. Legal counsel will not be provided with authorization to exceed the initial budget amount unless the Applicant has been invoiced for the additional amount, and the WTCPUA has received payment. Legal counsel shall invoice the WTCPUA monthly and submit invoices for each SER Application separately using the WTCPUA's established work order system (i.e. legal counsel shall obtain a separate work order number for each and every SER Application). Depending on the issues addressed in the Application, it may be necessary for a new scope of work and budget to be developed. Legal counsel shall not perform any work for a new or amended scope of services unless legal counsel receives a written notice to proceed. A written notice to proceed will only be provided to legal counsel if and only if the Applicant has paid all fees due up front. If the Applicant does not wish to proceed and notifies the WTCPUA of this in writing, or payment is not received in full within 30 days of the invoice date, the Application will be closed as described in this Section 2.04.

**ORDER AMENDING THE WEST TRAVIS COUNTY PUBLIC UTILITY AGENCY
TARIFF REGARDING RESERVATION FEES**

THE STATE OF TEXAS §
 §
COUNTIES OF TRAVIS §
AND HAYS §

WHEREAS, West Travis County Public Utility Agency (the “**WTCPUA**”) is a public utility agency created by concurrent ordinance of Hays County, the City of Bee Cave and West Travis County Municipal Utility District No. 5 and governed by Chapter 572 of the Texas Local Government Code; and

WHEREAS, on March 15, 2012, the WTCPUA Board of Directors (“**Board**”) approved a “Schedule for Rates, Fees, and Charges and Terms and Conditions of Water and Wastewater Services,” (the “**Tariff**”) which has been subsequently amended from time to time;

WHEREAS, the Board has determined that certain amendments to Section 3.04 of the Tariff are necessary to address the WTCPUA’s policies relating to reservation fees.

NOW THEREFORE, it is ordered by the Board of Directors of West Travis County Public Utility Agency as follows:

Section 1: The above recitals are true and correct and are incorporated into this Order for all purposes.

Section 2: The WTCPUA’s Board hereby approves, adopts and orders edits to Section 3.04 the Tariff, as shown in Attachment A, effective on the date of this Order.

Section 3: The WTCPUA’s General Manager, Engineer, and General Counsel are authorized to take all actions necessary to carry out the purposes of this Order.

[Signature pages to follow]

PASSED AND APPROVED this ____day of July, 2018.

Don Walden, Vice President
Board of Directors

ATTEST:

Honorable Ray Whisenant, Jr., Secretary
Board of Directors

ATTACHMENT A

Section 3.04. Water Capacity Reservation Fee A Water Capacity Reservation Fee may be charged to any WTCPUA Customer reserving a specific amount of water capacity through a contract with the Agency. This Reservation Fee will recover the actual costs associated with reserving water system capacity. The PUA's Water Capacity Reservation Fees for the SH 71 Water System and U.S. Highway 290 Water System are charged annually on each reserved LUE and in the amounts established in Appendix C. The Water Capacity Reservation Fee is a fee that is separate from the water impact fee assessed and collected under this Schedule.

- a. Annual non-reimbursable payment of Water Reservation Fees for unused LUEs shall be as follows:
 - i. The initial, annual non-reimbursable Water Reservation Fees for any unused water services (i.e., LUEs) shall be due and payable within 6 months of the effective date for the WTCPUA's written service commitment;
 - ii. Subsequent annual non-reimbursable Water Reservation Fees for any unused water services shall be due and payable upon each annual anniversary date of the WTCPUA's written service commitment; and
 - iii. The Non-Standard Service Agreements may be terminated if any reservation fees are not paid for all or any portion of the unused LUEs.

If a customer pre-pays Impact fees for all LUEs in a proposed Development before the 6-month initial Reservation Fee due date, then Reservation Fees will not be required at the due dates thereafter.

Section 4.03. Wastewater Capacity Reservation Fee A Wastewater Capacity Reservation Fee may be charged to any WTCPUA Customer reserving a specific amount of wastewater capacity through a contract with the Agency. This Reservation Fee will recover the actual costs associated with reserving wastewater system capacity. The PUA's annual Wastewater Capacity Reservation Fee are charged annually on each reserved LUE and in the amount established in Appendix C. The Wastewater Capacity Reservation Fee is a fee that is separate from the wastewater impact fee assessed and collected under this Schedule.

- a. Annual non-reimbursable payment of Wastewater Reservation Fees for unused LUEs, shall be as follows:
 - i. The initial, annual non-reimbursable Wastewater Reservation Fees for any unused wastewater services (i.e., LUEs) shall be due and payable within 6 months of the effective date for the WTCPUA's written service commitment;
 - ii. Subsequent annual non-reimbursable Wastewater Reservation Fees for any unused wastewater services shall be due and payable upon each annual anniversary date of the WTCPUA's written service commitment; and
 - iii. Non-Standard Service Agreements may be terminated if any reservation fees are not paid for all or any portion of the unused LUEs.

If a customer pre-pays Impact fees for all LUEs in a proposed Development before the 6-month initial Reservation Fee due date, then Reservation Fees will not be required at the due dates thereafter.

Section 3.04. Water Capacity Reservation Fee A Water Capacity Reservation Fee may be charged to any WTCPUA Customer reserving a specific amount of water capacity through a contract with the Agency. This Reservation Fee will recover the actual costs associated with reserving water system capacity. The PUA's Water Capacity Reservation Fees for the SH 71 Water System and U.S. Highway 290 Water System are charged annually on each reserved LUE and in the amounts established in Appendix C. The Water Capacity Reservation Fee is a fee that is separate from the water impact fee assessed and collected under this Schedule.

a. Annual non-reimbursable payment of Water Reservation Fees for unused LUEs shall be as follows:

i. The initial, annual non-reimbursable Water Reservation Fees for any unused water services (i.e., LUEs) shall be due and payable within 6 months of the effective date for the WTCPUA's written service commitment;

ii. Subsequent annual non-reimbursable Water Reservation Fees for any unused water services shall be due and payable upon each annual anniversary date of the WTCPUA's written service commitment; and

iii. The Non-Standard Service Agreements may be terminated if any reservation fees are not paid for all or any portion of the unused LUEs.

If a customer pre-pays Impact fees for all LUEs in a proposed Development before the 6-month initial Reservation Fee due date, then Reservation Fees will not be required at the due dates thereafter.

Formatted: Normal, No bullets or numbering

Section 4.03. Wastewater Capacity Reservation Fee A Wastewater Capacity Reservation Fee may be charged to any WTCPUA Customer reserving a specific amount of wastewater capacity through a contract with the Agency. This Reservation Fee will recover the actual costs associated with reserving wastewater system capacity. The PUA's annual Wastewater Capacity Reservation Fee are charged annually on each reserved LUE and in the amount established in Appendix C. The Wastewater Capacity Reservation Fee is a fee that is separate from the wastewater impact fee assessed and collected under this Schedule.

a. Annual non-reimbursable payment of Wastewater Reservation Fees for unused LUEs, shall be as follows:

i. The initial, annual non-reimbursable Wastewater Reservation Fees for any unused wastewater services (i.e., LUEs) shall be due and payable within 6 months of the effective date for the WTCPUA's written service commitment;

ii. Subsequent annual non-reimbursable Wastewater Reservation Fees for any unused wastewater services shall be due and payable upon each annual anniversary date of the WTCPUA's written service commitment; and

iii. Non-Standard Service Agreements may be terminated if any reservation fees are not paid for all or any portion of the unused LUEs.

If a customer pre-pays Impact fees for all LUEs in a proposed Development before the 6-month initial Reservation Fee due date, then Reservation Fees will not be required at the due dates thereafter.

**ORDER AMENDING THE WEST TRAVIS COUNTY PUBLIC UTILITY AGENCY
TARIFF REGARDING WASTEWATER BILLING**

THE STATE OF TEXAS §
 §
COUNTIES OF TRAVIS §
AND HAYS §

WHEREAS, West Travis County Public Utility Agency (the “**WTCPUA**”) is a public utility agency created by concurrent ordinance of Hays County, the City of Bee Cave and West Travis County Municipal Utility District No. 5 and governed by Chapter 572 of the Texas Local Government Code; and

WHEREAS, on March 15, 2012, the WTCPUA Board of Directors (“**Board**”) approved a “Schedule for Rates, Fees, and Charges and Terms and Conditions of Water and Wastewater Services,” (the “**Tariff**”) which has been subsequently amended from time to time;

WHEREAS, the Board has determined that certain amendments to Section 4.01 of the Tariff are necessary to address the WTCPUA’s policies relating to wastewater billing.

NOW THEREFORE, it is ordered by the Board of Directors of West Travis County Public Utility Agency as follows:

Section 1: The above recitals are true and correct and are incorporated into this Order for all purposes.

Section 2: The WTCPUA’s Board hereby approves, adopts and orders edits to Section 4.01 the Tariff, as shown in Attachment A, effective on the date of this Order.

Section 3: The WTCPUA’s General Manager, Engineer, and General Counsel are authorized to take all actions necessary to carry out the purposes of this Order.

[Signature pages to follow]

PASSED AND APPROVED this ____day of July, 2018.

Don Walden, Vice President
Board of Directors

ATTEST:

Honorable Ray Whisenant, Jr., Secretary
Board of Directors

ATTACHMENT A

SECTION 4.0 - RATES, FEES AND TERMS AND CONDITIONS FOR WASTEWATER SERVICE Section 4.01.

Wastewater Rates and Bill Calculation (a) All wastewater rates for each rate district are contained in the attached Appendices. All wastewater accepted for treatment by the WTCPUA will be billed on the Customer's wastewater flow unless otherwise indicated in the Appendices.

(b) For Residential Customers receiving both water and wastewater service from the WTCPUA: (1) The WTCPUA will calculate retail wastewater flow for each Customer based on the calculated average of monthly potable water metered and billed to Customer during the previous December, January, and February or current, actual water usage, whichever is less. (2) If a residential Customer does not have an acceptable history of water usage during the preceding December, January, and February, the Customer's monthly sewer bill shall be calculated based upon: (1) the Customer's current monthly water usage; or (2) on the basis of 10,000 gallons water usage per month, whichever is less. Acceptable history of water usage shall be defined as having at least two months actual metered consumption. In this case, if one month shows zero consumption then this month shall default at 1,000 gallons for the winter quarter average calculation. Having two or more months of non-metered consumption will result in the Customer's monthly sewer bill being based on 10,000 gallons water usage per month.

(c) If the residential Customer has installed an Irrigation Meter, the wastewater flow charge is based on 100% of the amount of water consumed by the residential customer as measured by the potable water meter. (d) For Non-residential, Multiple Use Facility, and Multi-unit Residential customers: (1) The flow charge is based on 100% of the amount of water consumed by the nonresidential, Multiple Use Facility, and Multi-unit Residential customer as measured by the potable water meter. (e) Bills for wastewater service will be sent monthly. The due date of bills for wastewater service will be stated on the invoice. Payment for wastewater service will be considered late if full payment, including late fees, regulatory assessment fees, etc., is not received at the WTCPUA or the WTCPUA's authorized payment agency by the due date. If the due date falls on a holiday or weekend, the due date for payment purposes will be the next workday after the due date. In the event of a dispute between a Customer and the WTCPUA regarding any bill for wastewater service, the WTCPUA will follow the procedures for customer complaints, disputes and appeals in Section 2.16. (f) If a Customer is undercharged, the WTCPUA may back bill the Customer for the amount that was under billed. The back billing shall not exceed twelve months unless such undercharge is a result of tampering, bypass, unauthorized use by the Customer, or any other violation by the Customer of the terms and conditions of this Schedule. (g) If a Customer receives wastewater service only from the WTCPUA, wastewater rates will be established and billed as set forth in the Appendices.

**ORDER AMENDING THE WEST TRAVIS COUNTY PUBLIC UTILITY AGENCY
TARIFF REGARDING ENGINEERING AND LEGAL REVIEW FEES**

THE STATE OF TEXAS §
 §
COUNTIES OF TRAVIS §
AND HAYS §

WHEREAS, West Travis County Public Utility Agency (the “**WTCPUA**”) is a public utility agency created by concurrent ordinance of Hays County, the City of Bee Cave and West Travis County Municipal Utility District No. 5 and governed by Chapter 572 of the Texas Local Government Code; and

WHEREAS, on March 15, 2012, the WTCPUA Board of Directors (“**Board**”) approved a “Schedule for Rates, Fees, and Charges and Terms and Conditions of Water and Wastewater Services,” (the “**Tariff**”) which has been subsequently amended from time to time;

WHEREAS, the Board has determined that certain amendments to Section 5.0; Appendix C of the Tariff are necessary to address the WTCPUA’s policies relating to engineering and legal review fees.

NOW THEREFORE, it is ordered by the Board of Directors of West Travis County Public Utility Agency as follows:

Section 1: The above recitals are true and correct and are incorporated into this Order for all purposes.

Section 2: The WTCPUA’s Board hereby approves, adopts and orders edits to Section 5.0; Appendix C of the Tariff, as shown in Attachment A, effective on the date of this Order.

Section 3: The WTCPUA’s General Manager, Engineer, and General Counsel are authorized to take all actions necessary to carry out the purposes of this Order.

[Signature pages to follow]

PASSED AND APPROVED this ____day of July, 2018.

Don Walden, Vice President
Board of Directors

ATTEST:

Honorable Ray Whisenant, Jr., Secretary
Board of Directors

ATTACHMENT A

Section 5.14. Engineering Review Fee. Fee for reviewing any plans, including but not limited to the following: Water and sewer lines, pump stations, lift stations, water tanks, water meters, grease traps, backflow preventers, and fire protection systems; modeling the water distribution or sanitary sewer collection system for capacity availability; or water quality reviews for MOU compliance. This fee is non-refundable. Engineering review fees are outlined in Appendix C.

Section 5.15. Legal Review Fee for reviewing any legal documents relating to service requests, including the negotiation and review of any proposals, agreements or other legal documents. Legal Review Fees are outlined in Appendix C.

Section 5.16. SER Application Fee SER Application Fees are outlined in Appendix C.

(v) Clearing fees as described in Section 5.18 \$25.00 or actual cost, whichever is greater.

(w) Drought Surcharge as described in Section 5.21 Stage 1 Drought Stage - Gallonage Charges Will Remain Unchanged.

Stage 2 Drought Stage - All Gallonage Charges for Each Water Use Tier and for all Retail Rate Districts and Customer Classes, including Wholesale Customers, may increase up to 20.0 Percent over Posted Tariff Rates.

Stage 3 Drought Stage - All Gallonage Charges for Each Water Use Tier and for all Retail Rate Districts and Customer Classes, including Wholesale Customers, may increase up to 35.0 Percent over Posted Tariff Rates.

Stage 4 Drought Stage - All Gallonage Charges for Each Water Use Tier and for all Retail Rate Districts and Customer Classes, including Wholesale Customers, may increase up to 50.0 Percent over Posted Tariff Rates.

(x) Annual Water Capacity Reservation Fee as described in Section 3.04 (Effective on March 1, 2015):

SH 71 Water System \$339.94 U.S. Highway 290 Water System \$414.96

(y) Annual Wastewater Capacity Reservation Fee as described in Section 4.03 \$546.48

(z) Raw Water/Treated Effluent (per thousand gallons used) unless amended by contract: \$4.11

Section 5.14. Engineering Review Fee. Fee for reviewing any plans, including but not limited to, the following: Water and sewer lines, pump stations, lift stations, water tanks, water meters, utility lines, grease traps, backflow preventers, and fire protection systems; ~~or for modeling the water distribution or sanitary sewer collection system for capacity availability; or water quality reviews for MOU compliance. in the water and/or wastewater lines for Non-Standard Residential Connections and Non-residential Connection.~~ This fee is based upon the

~~Adopted on 03-15-12 and Revised on 6-15-17~~

25 | Page

~~WTCPUA completing the model and determining the impacts to the system.~~ This fee is non-refundable. Engineering review fees are outlined in Appendix C.

Section 5.15. Legal Review ~~Deposit~~ Fee for reviewing any legal documents relating to service requests, including the negotiation and review of any proposals, agreements or other legal documents. Legal Review ~~Fees Deposits~~ are outlined in Appendix C. ~~S~~

Section 5.16. SER Application Fee SER Application Fees are outlined in Appendix C.

~~Section 5.17. Environmental Compliance Review Fees Fee for reviewing plans for compliance with the HPR/290 MOU or OEM "Environmental Compliance Review Fees" outlined in Appendix C.(v) Environmental compliance review fees as described in Section 5.17 Actual cost to WTCPUA with initial deposit of \$1,500. Any unused funds to be reimbursed to applicant. Additional deposit may be required depending on time and scope of work.~~

~~(vw)~~ Clearing fees as described in Section 5.18 \$25.00 or actual cost, whichever is greater.

~~(wx)~~ Drought Surcharge as described in Section 5.21 Stage 1 Drought Stage - Gallonage Charges Will Remain Unchanged.

Stage 2 Drought Stage - All Gallonage Charges for Each Water Use Tier and for all Retail Rate Districts and Customer Classes, including Wholesale Customers, may increase up to 20.0 Percent over Posted Tariff Rates.

Stage 3 Drought Stage - All Gallonage Charges for Each Water Use Tier and for all Retail Rate Districts and Customer Classes, including Wholesale Customers, may increase up to 35.0 Percent over Posted Tariff Rates.

Stage 4 Drought Stage - All Gallonage Charges for Each Water Use Tier and for all Retail Rate Districts and Customer Classes, including Wholesale Customers, may increase up to 50.0 Percent over Posted Tariff Rates.

~~(xy)~~ Annual Water Capacity Reservation Fee as described in Section 3.04 (Effective on March 1, 2015):

~~Adopted on 03-15-12 and Revised on 11-17-16~~

~~APPENDIX C~~

~~West Travis County Public Utility Agency Miscellaneous Fees and Charges~~

SH 71 Water System \$339.94 U.S. Highway 290 Water System \$414.96

(yz) Annual Wastewater Capacity Reservation Fee as described in Section 4.03 \$546.48

(~~z~~aa) Raw Water/Treated Effluent (per thousand gallons used) unless amended by contract: \$4.11

ITEM C

**ORDER ADOPTING AMENDMENTS TO THE PERSONNEL POLICY MANUAL FOR
THE WEST TRAVIS COUNTY PUBLIC UTILITY AGENCY**

THE STATE OF TEXAS §
 §
COUNTIES OF TRAVIS §
AND HAYS §

WHEREAS, West Travis County Public Utility Agency (the “**WTCPUA**”) is a public utility agency created by concurrent ordinance of Hays County, the City of Bee Cave and West Travis County Municipal Utility District No. 5 and governed by Chapter 572 of the Texas Local Government Code; and

WHEREAS, on March 21, 2013, the WTCPUA Board of Directors (“**Board**”) approved a written personnel policy manual concerning the WTCPUA personnel (the “Personnel Policy Manual”); and

WHEREAS, the Board has determined that certain amendments to the Personnel Policy Manual are necessary regarding workers’ compensation.

NOW THEREFORE, it is ordered by the Board of Directors of West Travis County Public Utility Agency as follows:

Section 1: The above recitals are true and correct and are incorporated into this Order for all purposes.

Section 2: The WTCPUA’s Board of Directors hereby approves, adopts and orders edits to the Personnel Policy Manual, as shown in Attachment A.

PASSED AND APPROVED this ____ day of July, 2018.

Don Walden, Vice President
Board of Directors

ATTEST:

Ray Whisenant, Jr., Secretary
Board of Directors

Workers' Compensation

All PUA employees are covered by workers' compensation insurance while on duty for the PUA. Workers' compensation insurance pays for medical bills resulting from a covered injury or illness an employee incurs while carrying out the duties of his or her job. Workers' compensation also pays for temporary income benefits for time lost in accordance with the policies below as a result of eligible work-related injuries or illnesses.

Reporting a Work-Related Injury or Illness

An employee who has a work-related injury or illness must notify their supervisor immediately or as soon as possible, no matter how small or insignificant the injury or illness may seem. The supervisor must report all work-related injuries and illnesses to Human Resources as soon as possible, but not later than 24 hours from the time the supervisor becomes aware of the injury or illness. **If the injury is not reported in a timely manner it could result in the denial of workers' compensation benefits.**

Medical Expenses

Workers' compensation insurance covers employees' reasonable and necessary medical treatment, hospital services, and prescription medications from the time of the covered injury or illness until the treating physician releases the employee. Medical treatment for employees will be provided by health care professionals who are contracted with the Political Subdivision Workers' Compensation Alliance. If the employee chooses to receive care from a doctor that is not contracted with the Political Subdivision Workers' Compensation Alliance, the employee may be responsible for all medical costs.

Temporary Income Benefits

Employees receive no workers' compensation income benefits during the first seven days following a work-related injury or illness if out of work for less than two weeks, but may use their accrued sick leave during this time upon request to Human Resources. However, if the employee is out of work for two weeks or more due to a work related injury or illness, the employee will receive income benefits for the first seven days as a delayed payment, which will offset any paid sick leave taken so the employee does not receive more than 100% of their pre-injury/illness weekly wage.

The amount of income benefit an employee receives is 70% of the difference between the employee's average weekly wage and the wages the employee is able to earn after the work-related injury or illness, up to the statutory maximum. Employees earning less than \$10.00 an hour receive income benefits in an amount equal to 75% of the difference between their average weekly wage and the wage the employee is able to earn after the work-related injury or illness, for the first 26 weeks of payments.

Employees may supplement the remaining percentage of pay using accrued sick leave, personal leave, or vacation leave by making a written request to Human Resources. While unable to work due to a work-related injury, the employee will **not** accrue paid time off.

Employee Responsibilities

An employee who sustains a work-related injury or illness must:

- Report the injury or illness to the employee's supervisor immediately or as soon as possible.
- Go to an available medical facility for examination and treatment.
- Complete necessary forms for submission to the Division of Workers' Compensation.
- Perform no secondary employment that violates the treating physician's or physical therapist's restrictions or limitations.
- Engage in no physical fitness training or sports activities the treating physician has not authorized in writing, in advance.
- While on restricted or light duty, schedule medical appointments at the beginning or end of the work shift to reduce the impact on PUA operations as much as possible.
- Provide Human Resources with regular updates on the employee's recovery.

Supervisor Responsibilities

The Supervisor of a PUA employee who sustains a work-related injury or illness must:

- Call 911 Emergency Services if the injury or illness requires emergency transport for treatment, and assist employee in arranging medical treatment if unable.
- Report the injury or illness to Human Resources immediately, but not later than 24 hours from the time the supervisor first became aware of the injury or illness.
- Maintain contact with the employee as Human Resources advises.

Return to Work

The PUA will make every effort to bring the injured employee back to work as soon as reasonably possible. The PUA has a return-to-work policy in place and will attempt to meet any light-duty restrictions imposed by the health care provider. An employee may continue to work in light duty status up to 90 days from the first day the employee returns to work with physical restrictions, under a bona-fide offer of employment. Human Resources will make offers in writing as a bona fide offer of employment under workers' compensation law, of modified or "light" duty in

increments of 30 days or less, except when the physician has provided a definite longer period of time.

After 90 days of modified or light duty, if the employee is unable to return to full duty because of a disability as defined by the Americans with Disabilities Act, the PUA will work with the employee and the employee's treating physician to determine if the PUA can make a temporary or permanent reasonable accommodation that will allow the employee to perform all the essential functions of the position. If the PUA determines no reasonable accommodation is available in the current position, the PUA and the employee may review vacancies within the PUA to determine if the employee qualifies and is eligible for transfer, or if the PUA will return the employee to workers' compensation leave or terminate the employee.

Medical Information

All employees' medical information is held in a separate confidential file.

ITEM D

THE STATE OF TEXAS §
§
COUNTY OF TRAVIS §
§

| | |
|---------------------------|-----------------------|
| Scott Roberts | President |
| Don Walden | Vice President |
| Ray Whisenant, Jr. | Secretary |
| Bill Goodwin | Director |
| Eileen Brzoska | Director |

"Aye" ; "No" .

WHEREAS, the Board of the WTCPUA desires to review and potentially amend its water and wastewater land use assumptions, capital improvements plan, and impact fees for such

impact fee service areas, in accordance with Chapter 395 of the Texas Local Government Code; and

WHEREAS, accordingly, the Board of the WTCPUA desires to adopt an order setting public hearings to discuss the potential amendments to the proposed water and wastewater land use assumptions, capital improvements plan, and impact fees for such impact fee service areas, as required by Chapter 395 of the Texas Local Government Code.

NOW THEREFORE, it is ordered by the Board of Directors of West Travis County Public Utility Agency that:

Section 1: The above recitals are true and correct and are incorporated into this Order for all purposes.

Section 2: The WTCPUA shall hold a public hearing, beginning at 10:30 a.m., on September 20, 2018, at the City of Bee Cave, City Hall, 4000 Galleria Parkway, Bee Cave, Texas 78738, to review and discuss potential updates to the WTCPUA's proposed land use assumptions, capital improvements plan, and impact fees for water service in the WTCPUA's water impact fee service area, and determine whether to amend such assumptions, plan, and impact fees. Notice of such hearing shall be provided in accordance with Chapter 395 of the Texas Local Government Code.

Section 3: The WTCPUA shall hold a public hearing, beginning at 11:00 a.m., on September 20, 2018, at the City of Bee Cave, City Hall, 4000 Galleria Parkway, Bee Cave, Texas 78738, to review and discuss potential updates to the WTCPUA's proposed land use assumptions, capital improvements plan, and impact fees for wastewater service in the WTCPUA's wastewater impact fee service area, and determine whether to amend such assumptions, plan, and impact fees. Notice of such hearing shall be provided in accordance with Chapter 395 of the Texas Local Government Code.

Section 4: The WTCPUA's General Manager, Engineer, and General Counsel are authorized to take all actions necessary to carry out the purposes of this Order and otherwise comply with applicable Texas laws and regulations.

PASSED AND APPROVED this ____th day of July, 2018.

Scott Roberts, President
Board of Directors

ATTEST:

Ray Whisenant, Jr., Secretary
Board of Directors

ITEM E

An Agreement for the Provision of Limited Professional Services

Murfee Engineering Co., Inc.
1101 Capital of Texas Hwy. South, Bldg. D
Austin, Texas 78746
(512) 327-9204
dlozano@murfee.com

Client: WTC Public Utility Agency
12117 Bee Cave Road
Building 3, Suite 120
Bee Cave, Texas 78738

Date: June 26th, 2018

Project No.: TBD

WTCPUA Work Order No. _____

Project Name: WTCPUA Meter Replacement Procurement Support
Scope/Intent and Extent of Services:

Task 1: Proposal Solicitation Review MEC will provide a detailed engineering review the Request for Proposals (RFP) document prepared by the WTCPUA and provide comments in digital format. The review will include evaluation of administrative as well as technical provisions of the RFP for consistency, completeness, and technical correctness. A one-time review is anticipated and forms the basis of the estimated fee provided. Additional services will be available upon request and direction from the WTCPUA.

Task 2: Proposal Evaluation and Selection Support MEC will provide a detailed engineering review of each proposal submitted and provide to the WTCPUA review comments as well as a proposal ranking. MEC will use any WTCPUA-provided evaluation forms as directed, or will alternately provide a memorandum containing the assessment and ranking of the Proposals, including comments specific to the requirements of the RFP. The estimated fee includes some allowance for e-mail and phone communication with WTCPUA staff to discuss the proposals as well as one meeting to review MEC and WTCPUA staff comments jointly. Attendance at the Proposal public opening is not anticipated/included.

Task 3: Contract Development Support MEC will provide a detailed review of the proposed contract documents and provide comments in digital format. The estimated fee includes some allowance for e-correspondence with WTCPUA staff to discuss the proposals as well as one meeting to review MEC comments and discuss the contract documents.

Fee Arrangement: Time and materials in accordance with the approved rate sheet with an estimated fee as follows and detailed on the attached man-hour allocation:

| | |
|--------|----------|
| Task 1 | \$ 425 |
| Task 2 | \$ 2,400 |
| Task 3 | \$ 2,780 |
| Total | \$ 5,605 |

The estimated fees do not include review fees or direct reimbursable expenses. Additional Services fees must have WTCPUA approval prior to expenditure. The Contract amount for this project shall not exceed the total amount of \$5,605 as listed above without Board approval by the WTCPUA.

Terms and Conditions: The approved Terms and Conditions are a part of this agreement.

Offered By:
Murfee Engineering Co.

Accepted By:
WTC Public Utility Agency

By: _____
Dennis Lozano, P.E.
Vice President

Date

Signature Date

(Printed Name/Title)

Murfee Engineering Co., Inc.
Texas Registered Firm No. F-353
1101 Capital of Texas Hwy., S., Bldg. D
Austin, Texas 78746

MANPOWER & BUDGET ESTIMATE

| | | | | | | | | | | | |
|--|--|--|------------|-------------------|-----------------|------------------|--------------------------|-------------------|------|-------------|--------------|
| Client: | | WTCPUA | | | | | | | | | |
| Project: | | Engineering Services in Support of DSWSC 3.0 MGD SER | | | | | | | | | |
| | | Employee Classification | Senior CAD | | | | | | | | |
| | | | Principal | Managing Engineer | Project Manager | Project Engineer | Engineering Technician I | Design Technician | | | Draftsperson |
| Task | | Hourly Rate | \$300 | \$250 | \$175 | \$145 | \$95 | \$165 | \$95 | Total Hours | Labor Cost |
| 1. RFP Review | | | | 1 | 1 | | | | | 2 | \$ 425.00 |
| 2. Proposal Evaluation & Selection Support | | | | 4 | 8 | | | | | 12 | \$ 2,400.00 |
| 3. Contract Development Support | | | | 4 | 8 | | 4 | | | 16 | \$ 2,780.00 |
| | | | | | | | | | | 0 | \$ - |
| | | | | | | | | | | 0 | \$ - |
| | | | | | | | | | | 30 | \$ 5,605.00 |
| Outside Services | | | | | | | | | | | |
| | | | | | | | | | | | |
| | | | | | | | | | \$ - | | |
| | | | | | | | | | \$ - | | |
| | | | | | | | | | \$ - | | |
| | | | | | | | | | \$ - | | |
| Hours | | | 0 | 9 | 17 | 0 | 4 | 0 | 0 | | |
| Labor Cost | | | \$0 | \$2,250 | \$2,975 | \$0 | \$380 | \$0 | \$0 | TOTAL | \$ 5,605.00 |

Notes:

ITEM F



Response to Request for Proposals for:

West Travis County Public Utility Agency
12117 Bee Cave Rd., Building 3, Ste. 120
Austin, TX 78738

Attention: Trey Cantu

The following proposals are included:

RWR PLC Conversion

RTU PLC Conversion

Valve Control and Flowmeter

Relocation Temperature Sensor

Installation

PROPOSAL

Project: West Travis County PUA WTP RWR PLC Conversion

Date: June 21, 2018

To: West Travis County Public Utilities Agency

Attention: Trey Cantu

Project Reference: 2018 Water Treatment Plant RWR PLC Conversion

Dedicated Controls LLC is pleased to offer the following proposal for the 2018 WTP RWR PLC Conversion project:

Plans & Specification: N/A, Were not provided for this project.

Scope of Work: Provide qualified and necessary personnel in the conversion of the RWR PLC. Assist with identifying all necessary I/O that is needed for current operations and relocate to the existing ControlLogix PLC that is in the same building. Provide an I/O list to include a recommended programming and switch over strategy. While performing this process close attention will be made to identify and isolate unused wiring for the future demolition project. Provide weekly status reports to the owner for monitoring progress. Additionally, DC LLC will serve a role as a consultant and provide feedback to the owner about issues identified during the course of work that may need to be addressed at the appropriate time.

Material to be furnished by Dedicated Controls.

1. No materials have been identified as needed. Stan Nelke (Neltronics) has indicated that all necessary hardware or software has already been procured.
2. Any materials used will be approved by owner prior to purchase and charged to the owner as required.

Services to be provided by Dedicated Controls.

1. RWR PLC conversion as required.
2. Wiring relocation and/or modification as required.
3. Testing and Start-up.
4. Project documentation as required.



PO Box 579
Princeton, TX 75407

Proposal Exclusions:

1. Any other modifications, purchases, installations, or service subscriptions not included in the above equipment and services.
2. Furnishing and installation of any and all Mechanical Pipe, Valves, Fittings, Device, Etc.
3. All Civil work not specifically identified herein such as including building and vessel modifications, asphalt demolition/patching, rock excavation, trenching, etc.

Proposal Clarifications:

1. Pricing does not include sales tax or bonding cost.
2. Invoicing shall be progressive. Invoices will be generated on a weekly basis. Payment terms to be NET THIRTY (30) days.
3. Hourly rates are portal to portal.
4. Per Diem rates are accounted for in the hourly rates. No additional charges will be incurred.
5. DC LLC does not charge mileage fees.
6. DC LLC will mobilize personnel onsite within 5-10 days upon notification to proceed.

Not to exceed price:..... \$15,500.00

Invoicing shall be processed on an hourly basis as determined by the rates identified below:

Price for Senior Level Programmer:\$165.00 per hour
Price for Standard Level Programmer:\$145.00 per hour
Price for Technician:\$115.00 per hour

We appreciate the opportunity and look forward to providing services for the above scope of work. Thank you and please feel free to call if there are any questions.

Regards,

David Bounds

David Bounds
General Manager
Dedicated Controls LLC
Office: 972-736-2880
Cell: 972-632-8716
Email: David@dedicatedcontrols.com

Authorized representative's signature and date for approval of

project:_____.

PROPOSAL

Project: West Travis County PUA WTP RTU PLC Conversion

Date: June 21, 2018

To: West Travis County Public Utilities Agency

Attention: Trey Cantu

Project Reference: 2018 Water Treatment Plant RTU PLC Conversion

Dedicated Controls LLC is pleased to offer the following proposal for the 2018 WTP RTU PLC Conversion project:

Plans & Specification: N/A, Were not provided for this project.

Scope of Work: Provide qualified and necessary personnel in the conversion of the RTU PLC. Assist with identifying all necessary I/O that is needed for current operations and relocate to the existing ControlLogix PLC that is in the same building. Provide an I/O list to include a recommended programming and switch over strategy. While performing this process close attention will be made to identify and isolate unused wiring for the future demolition project. Provide weekly status reports to the owner for monitoring progress. Additionally, DC LLC will serve a role as a consultant and provide feedback to the owner about issues identified during the course of work that may need to be addressed at the appropriate time.

Material to be furnished by Dedicated Controls.

1. No materials have been identified as needed. Stan Nelke (Neltronics) has indicated that all necessary hardware or software has already been procured.
2. Any materials used will be approved by owner prior to purchase and charged to the owner as required.

Services to be provided by Dedicated Controls.

1. RTU PLC conversion as required.
2. Wiring relocation and/or modification as required.
3. Testing and Start-up.
4. Project documentation as required.



PO Box 579
Princeton, TX 75407

Proposal Exclusions:

1. Any other modifications, purchases, installations, or service subscriptions not included in the above equipment and services.
2. Furnishing and installation of any and all Mechanical Pipe, Valves, Fittings, Device, Etc.
3. All Civil work not specifically identified herein such as including building and vessel modifications, asphalt demolition/patching, rock excavation, trenching, etc.

Proposal Clarifications:

1. Pricing does not include sales tax or bonding cost.
2. Invoicing shall be progressive. Invoices will be generated on a weekly basis. Payment terms to be NET THIRTY (30) days.
3. Hourly rates are portal to portal.
4. Per Diem rates are accounted for in the hourly rates. No additional charges will be incurred.
5. DC LLC does not charge mileage fees.
6. DC LLC will mobilize personnel onsite within 5-10 days upon notification to proceed.

Not to exceed price:..... \$18,600.00

Invoicing shall be processed on an hourly basis as determined by the rates identified below:

Price for Senior Level Programmer:\$165.00 per hour
Price for Standard Level Programmer:\$145.00 per hour
Price for Technician:\$115.00 per hour

We appreciate the opportunity and look forward to providing services for the above scope of work. Thank you and please feel free to call if there are any questions.

Regards,

David Bounds

David Bounds
General Manager
Dedicated Controls LLC
Office: 972-736-2880
Cell: 972-632-8716
Email: David@dedicatedcontrols.com

Authorized representative's signature and date for approval of

project:_____.

PROPOSAL

Project: West Travis County PUA WTP Valve Control and Flowmeter Relocation

Date: June 21, 2018

To: West Travis County Public Utilities Agency

Attention: Trey Cantu

Project Reference: 2018 Water Treatment Plant Valve Control and Flowmeter Relocation

Dedicated Controls LLC is pleased to offer the following proposal for the 2018 WTP Valve Control and Flowmeter Relocation project:

Plans & Specification: N/A, Were not provided for this project.

Scope of Work: Relocate valve control and flowmeter at Unit 2 and Unit 1 filter to PLC at Unit 1 Filter. Provide labor, conduit, and junction box(s).

Material to be furnished by Dedicated Controls.

1. Conduit, wire, J-box(s), and fitting as required.

Services to be provided by Dedicated Controls.

1. Labor as required.
2. Wiring relocation and/or modification as required.
3. Testing and Start-up.
4. Project documentation as required.

Proposal Exclusions:

1. Any other modifications, purchases, installations, or service subscriptions not included in the above equipment and services.
2. Furnishing and installation of any and all Mechanical Pipe, Valves, Fittings, Device, Etc.
3. All Civil work not specifically identified herein such as including building and vessel modifications, asphalt demolition/patching, rock excavation, trenching, etc.

Proposal Clarifications:

1. Pricing does not include sales tax or bonding cost.



PO Box 579
Princeton, TX 75407

2. Invoicing shall be progressive. Invoices will be generated on a weekly basis. Payment terms to be NET THIRTY (30) days.
3. Hourly rates are portal to portal.
4. Per Diem rates are accounted for in the hourly rates. No additional charges will be incurred.
5. DC LLC does not charge mileage fees.
6. DC LLC will mobilize personnel onsite within 5-10 days upon notification to proceed.
7. Pricing is contingent upon approval to proceed while onsite performing work associated with other project.

Not to exceed price:..... \$2,480.00

Invoicing shall be processed on an hourly basis as determined by the rates identified below:

Price for Senior Level Programmer:\$165.00 per hour
Price for Standard Level Programmer:\$145.00 per hour
Price for Technician:\$115.00 per hour

We appreciate the opportunity and look forward to providing services for the above scope of work. Thank you and please feel free to call if there are any questions.

Regards,

David Bounds

David Bounds
General Manager
Dedicated Controls LLC
Office: 972-736-2880
Cell: 972-632-8716
Email: David@dedicatedcontrols.com

Authorized representative's signature and date for approval of
project:_____.

PROPOSAL

Project: West Travis County PUA Temperature Sensor Installation

Date: June 21, 2018

To: West Travis County Public Utilities Agency

Attention: Trey Cantu

Project Reference: 2018 WTC PUA Temperature Sensor Installation

Dedicated Controls LLC is pleased to offer the following proposal for the 2018 WTC PUA Temperature Sensor Installation project:

Plans & Specification: N/A, Were not provided for this project.

Scope of Work: Supply and install four (4) temperature sensors at sites determined by customer. Add temperature display to VTSCADA HMI and set up alarms with notification.

Material to be furnished by Dedicated Controls.

1. Conduit, wire, J-box(s), and fitting as required.

Services to be provided by Dedicated Controls.

1. Labor as required.
2. Wiring relocation and/or modification as required.
3. Testing and Start-up.
4. Project documentation as required.

Proposal Exclusions:

1. Any other modifications, purchases, installations, or service subscriptions not included in the above equipment and services.
2. Furnishing and installation of any and all Mechanical Pipe, Valves, Fittings, Device, Etc.
3. All Civil work not specifically identified herein such as including building and vessel modifications, asphalt demolition/patching, rock excavation, trenching, etc.

Proposal Clarifications:

1. Pricing does not include sales tax or bonding cost.
2. Invoicing shall be progressive. Invoices will be generated on a weekly basis. Payment terms to be NET THIRTY (30) days.
3. Hourly rates are portal to portal.



PO Box 579
Princeton, TX 75407

4. Per Diem rates are accounted for in the hourly rates. No additional charges will be incurred.
5. DC LLC does not charge mileage fees.
6. DC LLC will mobilize personnel onsite within 5-10 days upon notification to proceed.
7. Pricing is with the intent that minimal PLC programming modifications are required.
8. Pricing assumes that spare analog channels are available on each PLC at the project sites.
9. Pricing is contingent upon approval to proceed while onsite performing work associated with other project.

Not to exceed price:..... \$2,532.00

Invoicing shall be processed on an hourly basis as determined by the rates identified below:

Price for Senior Level Programmer:\$165.00 per hour
Price for Standard Level Programmer:\$145.00 per hour
Price for Technician:\$115.00 per hour

We appreciate the opportunity and look forward to providing services for the above scope of work. Thank you and please feel free to call if there are any questions.

Regards,

David Bounds

David Bounds
General Manager
Dedicated Controls LLC
Office: 972-736-2880
Cell: 972-632-8716
Email: David@dedicatedcontrols.com

Authorized representative's signature and date for approval of
project:_____.

ITEM G

**ACKNOWLEDGMENT OF ASSIGNMENT OF RAW WATER AND EFFLUENT
AGREEMENT
AND
ACKNOWLEDGEMENT OF ASSIGNMENT AND ASSUMPTION OF LEASE
AGREEMENT
BETWEEN
WEST TRAVIS COUNTY PUBLIC UTILITY AGENCY AND
FH TEXAS MANAGEMENT COMPANY, LLC**

This Acknowledgement of Assignment of Raw Water and Effluent Agreement and Acknowledgement of Assignment and Assumption of Lease Agreement (this "Acknowledgement") is made and entered into by and between WEST TRAVIS COUNTY PUBLIC UTILITY AGENCY ("WTCPUA") and FH TEXAS MANAGEMENT COMPANY, LLC, a Texas limited liability company ("FH").

WITNESSETH:

WHEREAS, WTCPUA and FH are successors in interest to the LCRA and SDG as said terms are defined in that certain Raw Water and Effluent Agreement ("RWEA"), dated May 7, 2002, as amended; and FH desires that WTCPUA acknowledge that FH has acquired all rights and interests of Austin Falconhead, LP (a successor in interest to SDG) to the RWEA, as amended;

WHEREAS, Section 8.8 of the RWEA provides that "All of the rights and/or obligations of SDG under this Agreement [RWEA] shall automatically transfer to future owners or ground lessees of the Golf Course Tract, and prior written notice thereof shall be given to LCRA;

WHEREAS, per Section 8.8 of the RWEA, LCRA may require any owner or ground lessee of the Golf Course Tract to execute a reasonably appropriate document evidencing the responsibility of such owner or ground lessee for the obligations of SDG under this Agreement during the period of such party's ownership of or leasehold estate in and to the Golf Course Tract;

WHEREAS, the Parties desire that FH provide this Acknowledgement as the prior written notice required under Section 8.8 of the RWEA and to evidence its responsibility of the obligations of SDG under the RWEA during its period of ownership of the Golf Course Tract;

WHEREAS, WTCPUA entered into that certain Treated Effluent Disposal Easement between the Property Owner/Lessor and Lessee as the terms are defined therein, granting WTCPUA (as a successor in interest to the LCRA) an easement for the purposes of disposing treated wastewater effluent. The Easement is filed as **Document #2000110520** in the real property records of Travis County, Texas. Subsequently, the Treated Effluent Disposal Amendment was amended by that certain First Amendment to Treated Effluent Disposal Easement filed as **Document #2001019575** in the real property records of Travis County, Texas; by that certain Second Amendment to Treated Effluent Disposal Easement filed as **Document**

#2002108122 in the real property records of Travis County, Texas; and by that certain Third Amendment to Treated Effluent Disposal Easement filed as **Document #2002178415** in the real property records of Travis County, Texas (the First, Second, and Third Amendments are collectively, hereinafter referred to as the “Amendments. The Treated Effluent Disposal Easement and the Amendments are hereinafter referred to as the “Easement”. The real property subject to the Easement is the property described in Exhibit A to the First Amendment to Treated Effluent Disposal Easement and also attached hereto as Exhibit A and incorporated herein by reference;

WHEREAS, the Lease described in the Easement was entered by and among Golda Spillman Garnett, Frank Spillman (aka John Franklin Spillman), joined by his wife Nancy Jo Spillman, and Henry Spillman, Jr., joined by his wife Jo Ann Spillman, as landlord and Spillman Development Group, Ltd., a tenant entered into that certain Restated and Amended Lease Agreement dated effective January 31, 2001, which was recorded as **Document #2001019576** in the Official Public Records of Travis County, Texas, which lease was amended by that certain First Amendment to Restated and Amended Lease Agreement dated August 19, 2002, which was recorded as **Document #2002178414** (as amended, the “Lease”) with respect to certain real property in Travis County, Texas and more particularly described in the Lease;

WHEREAS, all the interest of Spillman Development Group, Ltd. as tenant in and to the Lease was assigned, transferred and conveyed to Fire Phoenix, L.L.C., a Louisiana limited liability company “Fire Phoenix”), pursuant to that certain Agreed Order Approving Sale of Assets Pursuant to 11 U.S.C. Section 363(f) dated December 7, 2006, in connection with Case No. 05-14415-FRM, In Re: Spillman Development Group, Ltd. Debtor, in the United States Bankruptcy Court, Western District of Texas, Austin Division;

WHEREAS, all interest of Fire Phoenix as tenant in and to the Lease was assigned, transferred and conveyed to Austin Falconhead, LP as tenant pursuant to that certain Assignment and Assumption of Lease Agreement dated February 1, 2007, which was recorded as **Document #2007087306**;

WHEREAS, all interest of Austin Falconhead, LP as tenant in and to the Lease was assigned, transferred and conveyed to FH Texas Management Company, LLC, a Texas limited liability company, as tenant pursuant to that certain Assignment and Assumption of Lease Agreement dated of even date herewith and to be recorded prior to the recording of this Acknowledgement; and

WHEREAS, Sections 14, 15, 16, 17, 23, 24 of the Lease provide for interaction between WTCPUA, Lessor and Lessee, and therefore it is appropriate for WTCPUA to acknowledge the Assignment and Assumption of Lease Agreement of even date herewith;

NOW, THEREFORE, in consideration of the sum of Ten and No/100 Dollars (\$10.00) and other good and valuable consideration, the receipt and sufficiency of which are hereby acknowledged, the parties hereto agree as follows:

1. Recitals. The foregoing recitals are true and correct and are incorporated herein by reference.

2. Notice of Transfer. FH provides this Acknowledgement as notice that effective upon the closing of FH's purchase of the Falconhead Golf Club scheduled for July 20, 2018, FH will be the owner of the ground lease. The Notice Address is listed in #3 below. FH, as the ground lessee, acknowledges and accepts the responsibilities and obligations of SDG under the RWEA, as amended and assigned, during the period of FH's ownership of the Golf Course Tract.

3. Acknowledgement of Assignment and Assumption of Lease. WTCPUA acknowledges that FH, its successors and assigns, has succeeded to all rights, interests, responsibilities, obligations, and estates of the tenant/Lessee under the Lease. Effective as of the date of this Acknowledgement, the Notice Address for FH as tenant is as follows:

FH Texas Management Company, LLC
10500 Avery Club Drive
Austin, Texas 78717
Attention: Adam Owen

4. Binding Agreement. This Acknowledgement shall apply to and inure to the benefit of, and be binding upon and enforceable against the parties hereto and their respective heirs, successors, administrators and assigns, to the same extent as it they were original parties hereto.

5. Counterparts. This Acknowledgement may be executed in any number of counterparts with the same effect as if all parties hereto had signed the same document. All such counterparts shall be construed together and shall constitute one instrument, but in making proof hereof it shall only be necessary to produce one such counterpart.

IN WITNESS WHEREOF, the undersigned have executed this Acknowledgement to be effective as of July 10, 2018. However, in the event that the acquisition of Falconhead Golf Club is not completed by FH, the current owner, Austin Falconhead, LP, can send notice to WTCPUA stating that this Acknowledgement is of no force and effect, and FH agrees to be bound by said notification.

WTCPUA:
WEST TRAVIS COUNTY PUBLIC UTILITY AGENCY

By: _____
Name: _____
Title: _____

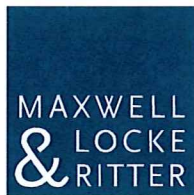
FH:

FH TEXAS MANAGEMENT COMPANY, LLC,
a Texas limited liability company

By: _____
Name: Adam Owen
Title: Managing Member

ITEM H

ITEM I



MAXWELL LOCKE & RITTER LLP

Accountants and Consultants

An Affiliate of CPAmerica International

tel (512) 370 3200 fax (512) 370 3250
www.mlrpc.com

Austin: 401 Congress Avenue, Suite 1100
Austin, TX 78701

Round Rock: 411 West Main Street, Suite 300
Round Rock, TX 78664

July 6, 2018

To the Board of Directors and Mr. Robert Pugh
West Travis County Public Utility Agency
12117 Bee Cave Road
Building 3, Suite 120
Bee Cave, Texas 78738

Dear Board Members:

We are pleased to confirm our understanding of the services we are to provide West Travis County Public Utility Agency (the "PUA") for the year ended September 30, 2018. We will audit the financial statements of the governmental activities, each major fund, and the budgetary comparison information for the General Fund, including the related notes to the financial statements, which collectively comprise the basic financial statements of the PUA as of and for the year ended September 30, 2018. Accounting standards generally accepted in the United States of America provide for certain required supplementary information ("RSI"), such as management's discussion and analysis ("MD&A"), to supplement the PUA's basic financial statements. Such information, although not a part of the basic financial statements, is required by the Governmental Accounting Standards Board who considers it to be an essential part of financial reporting for placing the basic financial statements in an appropriate operational, economic, or historical context. As part of our engagement, we will apply certain limited procedures to the PUA's RSI in accordance with auditing standards generally accepted in the United States of America. These limited procedures will consist of inquiries of management regarding the methods of preparing the information and comparing the information for consistency with management's responses to our inquiries, the basic financial statements, and other knowledge we obtained during our audit of the basic financial statements. We will not express an opinion or provide any assurance on the information because the limited procedures do not provide us with sufficient evidence to express an opinion or provide any assurance. The following RSI is required by U.S. generally accepted accounting principles and will be subjected to certain limited procedures, but will not be audited:

- Management's Discussion and Analysis
- Schedule of Changes in Net Pension Liability and Related Ratios
- Schedule of Agency Contributions
- Notes to Required Supplementary Information

Affiliated Company

ML&R WEALTH MANAGEMENT LLC

"A Registered Investment Advisor"
This firm is not a CPA firm

We have also been engaged to report on supplementary information other than RSI that accompanies the PUA's financial statements. We will subject the following supplementary information to the auditing procedures applied in our audit of the financial statements and certain additional procedures, including comparing and reconciling such information directly to the underlying accounting and other records used to prepare the financial statements or to the financial statements themselves, and other additional procedures in accordance with auditing standards generally accepted in the United States of America, and we will provide an opinion on it in relation to the financial statements as a whole, in a report combined with our auditors' report on the financial statements:

- Supplemental Schedules Required by the Water Agency Accounting Manual

The following other information accompanying the financial statements will not be subjected to auditing procedures applied in our audit of the financial statements, and our auditors' report will not provide an opinion or any assurance on that other information.

- Other Supplemental Schedules

Audit Objective

The objective of our audit is the expression of opinions as to whether your financial statements are fairly presented, in all material respects, in conformity with generally accepted accounting principles and to report on the fairness of the supplementary information referred to in the second paragraph when considered in relation to the financial statements as a whole. Our audit will be conducted in accordance with auditing standards generally accepted in the United States of America and will include tests of the accounting records and other procedures we consider necessary to enable us to express such opinions. We will issue a written report upon completion of our audit of the PUA's financial statements. Our report will be addressed to the Board of Directors of the PUA. We cannot provide assurance that unmodified opinions will be expressed. Circumstances may arise in which it is necessary for us to modify our opinions or add emphasis-of-matter or other-matter paragraphs. If our opinions are other than unmodified, we will discuss the reasons with you in advance. If, for any reason, we are unable to complete the audit or are unable to form or have not formed opinions, we may decline to express opinions or may withdraw from this engagement.

Audit Procedures - General

An audit includes examining, on a test basis, evidence supporting the amounts and disclosures in the financial statements; therefore, our audit will involve judgment about the number of transactions to be examined and the areas to be tested. An audit also includes evaluating the appropriateness of accounting policies used and the reasonableness of significant accounting estimates made by management, as well as evaluating the overall presentation of the financial statements. We will plan and perform the audit to obtain reasonable assurance about whether the financial statements are free of material misstatement, whether from (1) errors, (2) fraudulent financial reporting, (3) misappropriation of assets, or (4) violations of laws or governmental regulations that are attributable to the government or to acts by management or employees acting on behalf of the government.

Because of the inherent limitations of an audit, combined with the inherent limitations of internal control, and because we will not perform a detailed examination of all transactions, there is a risk that material misstatements may exist and not be detected by us, even though the audit is properly planned and performed in accordance with U.S. generally accepted auditing standards. In addition, an audit is not designed to detect immaterial misstatements, or violations of laws or governmental regulations that do not have a direct and material effect on the financial statements. However, we will inform the appropriate level of management of any material errors, fraudulent financial reporting, or misappropriation of assets that come to our attention. We will also inform the appropriate level of management of any violations of laws or governmental regulations that come to our attention, unless clearly inconsequential. Our responsibility as auditors is limited to the period covered by our audit and does not extend to any later periods for which we are not engaged as auditors.

Our procedures will include tests of documentary evidence supporting the transactions recorded in the accounts, and may include direct confirmation of receivables and certain other assets and liabilities by correspondence with selected individuals, funding sources, creditors, and financial institutions. We will request written representations from your attorneys as part of the engagement, and they may bill you for responding to this inquiry. At the conclusion of our audit, we will require certain written representations from you about the financial statements and related matters.

Audit Procedures - Internal Control

Our audit will include obtaining an understanding of the government and its environment, including internal control, sufficient to assess the risks of material misstatement of the financial statements and to design the nature, timing, and extent of further audit procedures. An audit is not designed to provide assurance on internal control or to identify deficiencies in internal control. Accordingly, we will express no such opinion. However, during the audit, we will communicate to management and those charged with governance internal control related matters that are required to be communicated under AICPA professional standards.

Audit Procedures - Compliance

As part of obtaining reasonable assurance about whether the financial statements are free of material misstatement, we will perform tests of the PUA's compliance with the provisions of applicable laws, regulations, contracts, and agreements. However, the objective of our audit will not be to provide an opinion on overall compliance and we will not express such an opinion.

Other Services

We will also prepare the financial statements of the PUA in conformity with U.S. generally accepted accounting principles based on information provided by you. We will perform the services in accordance with applicable professional standards. The other services are limited to the financial statement services previously defined. We, in our sole professional judgment, reserve the right to refuse to perform any procedure or take any action that could be construed as assuming management responsibilities.

Management Responsibilities

Management is responsible for designing, implementing, and maintaining effective internal controls relevant to the preparation and fair presentation of financial statements that are free from material misstatement, whether due to fraud or error, including monitoring ongoing activities; for the selection and application of accounting principles; and for the preparation and fair presentation of the financial statements in conformity with U.S. generally accepted accounting principles.

Management is also responsible for making all financial records and related information available to us and for the accuracy and completeness of that information. You are also responsible for providing us with (1) access to all information of which you are aware that is relevant to the preparation and fair presentation of the financial statements, (2) additional information that we may request for the purpose of the audit, and (3) unrestricted access to persons within the government from whom we determine it necessary to obtain audit evidence.

Your responsibilities include adjusting the financial statements to correct material misstatements and confirming to us in the management representation letter that the effects of any uncorrected misstatements aggregated by us during the current engagement and pertaining to the latest period presented are immaterial, both individually and in the aggregate, to the financial statements taken as a whole.

You are responsible for the design and implementation of programs and controls to prevent and detect fraud, and for informing us about all known or suspected fraud affecting the government involving (1) management, (2) employees who have significant roles in internal control, and (3) others where the fraud could have a material effect on the financial statements. Your responsibilities include informing us of your knowledge of any allegations of fraud or suspected fraud affecting the government received in communications from employees, former employees, regulators, or others. In addition, you are responsible for identifying and ensuring that the government complies with applicable laws and regulations.

With regard to including the auditors' report in an exempt offering document, you agree that the aforementioned auditors' report, or reference to Maxwell Locke & Ritter LLP ("ML&R"), will not be included in any such offering document without our prior permission or consent. With regard to an exempt offering document with which ML&R is not involved, you agree to clearly indicate in the exempt offering document that ML&R is not involved with the contents of such offering document.

You are responsible for the preparation of the supplementary information in conformity with U.S. generally accepted accounting principles. You agree to include our report on the supplementary information in any document that contains and indicates that we have reported on the supplementary information. You also agree to include the audited financial statements with any presentation of the supplementary information that includes our report thereon. Your responsibilities include acknowledging to us in the representation letter that (1) you are responsible for the presentation of the supplementary information in accordance with GAAP; (2) you believe the supplementary information, including its form and content, is fairly presented in accordance with GAAP; (3) the methods of measurement or presentation have not changed from those used in the prior period (or, if they have changed, the reasons for such changes); and (4) you have disclosed to us any significant assumptions or interpretations underlying the measurement or presentation of the supplementary information. With regard to the electronic dissemination of audited financial statements, including financial statements published electronically on your website, you understand that electronic sites are a means to distribute information and, therefore, we are not required to read the information contained in these sites or to consider the consistency of other information in the electronic site with the original document.

You agree to assume all management responsibilities for financial statement preparation services and any other nonattest services we provide; oversee the services by designating an individual, preferably from senior management, with suitable skill, knowledge, or experience; evaluate the adequacy and results of the services; and accept responsibility for them.

Engagement Administration, Fees, and Other

We understand that your employees will prepare all confirmations we request and will locate any documents selected by us for testing.

The audit documentation for this engagement is the property of ML&R and constitutes confidential information. However, subject to applicable laws and regulations, audit documentation and appropriate individuals will be made available upon request and in a timely manner to a cognizant or oversight agency or its designee. We will notify you of any such request. If requested, access to such audit documentation will be provided under the supervision of ML&R personnel. Furthermore, upon request, we may provide copies of selected audit documentation to the cognizant or oversight agency or its designee. The cognizant or oversight agency or its designee may intend or decide to distribute the copies or information contained therein to others, including other governmental agencies.

We expect to begin our audit in January 2019 and to issue our reports no later than March 2019. Jimmy Romell is the engagement partner and is responsible for supervising the engagement and signing the report or authorizing another individual to sign it. To ensure that MLR's independence is not impaired under the AICPA Code of Professional Conduct, you agree to inform the engagement partner before entering into any substantive employment discussions with any of our personnel. Our audit engagement ends on delivery of our audit report. Any follow-up services that might be required will be a separate, new engagement. The terms and conditions of that new engagement will be governed by a new, specific engagement letter for that service.

Our base fee for these services will be \$52,000. The fee estimate is based on anticipated cooperation from your personnel and the assumption that unexpected circumstances will not be encountered during the audit. If significant additional time is necessary, we will keep you informed of any problems we encounter and our fees will be adjusted accordingly. Our invoices for these fees will be rendered as work progresses and are payable upon presentation.

You may request that we perform additional services not addressed in this engagement letter. If this occurs, we will communicate with you concerning the scope of those additional services. We also may issue a separate engagement letter covering the additional services. In the absence of any other written communication from us documenting such additional services, our services will continue to be governed by the terms of this engagement letter.

In accordance with our firm policies, work may be suspended if your account becomes significantly overdue and will not be resumed until your account is paid in full. If we elect to terminate our services for nonpayment, our engagement will be deemed to have been completed upon written notification of termination, even if we have not completed our report. You will be obligated to compensate us for all time expended and to reimburse us for all out-of-pocket expenditures through the date of termination.

At the conclusion of this engagement, we will return to you all original records you supplied to us. Your records are the primary records for your operations and comprise the backup and support for your financial reports. Our records and files are our property and are not a substitute for your own records. Our firm destroys our client files and all pertinent work papers after a retention period of five years, after which time these items will no longer be available. Catastrophic events or physical deterioration may also result in our firm's records being unavailable.

You agree that ML&R has the right to place advertisements in financial and other newspapers and journals at its own expense describing its services rendered to you hereunder, provided that ML&R will submit a copy of any such advertisements to you so that you can consent to the form and content of the advertisements. Without such consent, ML&R agrees not to make any public representations regarding the services rendered to you, other than including you in a list of clients served.

Disputes and Claims

The parties to this engagement agree that any dispute that may arise regarding the meaning, performance or enforcement of this or any prior engagement between them (except actions by the firm to enforce payment of its professional invoices), will, prior to resorting to litigation, be submitted to mediation, and that they will engage in the mediation process in good faith. Any mediation initiated as a result of this engagement shall be administered within the county of Travis, Texas, by the American Arbitration Association, according to its mediation rules, and any ensuing litigation shall be conducted within said county, according to Texas law without regard to the conflict of laws or provisions thereof. The results of any such mediation shall be binding only upon agreement of each party to be bound. The parties participating in the mediation shall bear their own costs, except that any charges assessed by the mediation organization shall be shared equally by the participating parties.

Any claim arising out of this engagement, except our actions to enforce payment of our invoices, must be asserted within one year from the completion of services or the date any such cause of action accrues, whichever is later, unless otherwise barred by the applicable statute of limitation.

In connection with this engagement, you agree that we may communicate with you or others via email transmission, and by signing this letter you authorize us to do so. As emails can be intercepted and read, disclosed, or otherwise used or communicated by an unintended third party, or may not be delivered to each of the parties to whom they are directed and only to such parties, we cannot guarantee or warrant that emails from us will be properly delivered and read only by an addressee. Therefore, we specifically disclaim and waive any liability or responsibility whatsoever for interception or unintentional disclosure of emails transmitted by us in connection with the performance of this engagement. In that regard, you agree that we shall have no liability for any loss or damage to any person or entity resulting from the use of email transmissions, including any consequential, incidental, direct, indirect, or special damages, such as loss of revenues or anticipated profits, or disclosure or communication of confidential or proprietary information.

The PUA agrees to hold ML&R and its partners, heirs, executors, personal representatives, successors, and assigns harmless from any and all claims of the PUA which arise from knowing misrepresentations to ML&R by the management of the PUA, or the intentional withholding or concealment of information from ML&R by the management of the PUA. The PUA also agrees to indemnify ML&R for any and all claims made against ML&R by third parties which arise from any of these actions by the management of the PUA, as long as ML&R is not negligent in the performance of its services.



We appreciate the opportunity to be of service to the PUA and believe this letter accurately summarizes the significant terms of our engagement. If you have any questions, please let us know. If you agree with the terms of our engagement as described in this letter, please sign the enclosed copy and return it to us.

Sincerely,

Maxwell Locke & Ritter LLP

Maxwell Locke & Ritter LLP

This letter correctly sets forth the understanding of West Travis County Public Utility Agency:

Name, Title

Date